50 Mental Math Shortcuts

Mental Math Mastery: How to Use These 50 Heuristics

This reference handbook equips students, parents, and tutors with fifty concrete mental calculation shortcuts across foundational arithmetic, fractions, decimals, percentages, and practical estimation. Each technique pairs algebraic logic with clear mental arithmetic steps and daily real-world scenarios.

- Read the operational condition to confirm when the trick applies.
- Follow the mental step sequence instead of traditional paper-and-pencil long algorithms.
- Reinforce understanding through the concrete worked example and daily life use case.

Mental Calculation Core Principle

Mental arithmetic relies on structural properties of real numbers: associativity, commutativity, and distributivity across friendly base values like 10, 100, and 1,000.

1 Identify Number Structure

Scan the operands for proximity to friendly powers of ten, symmetry around a round midpoint, or common factors.



Near a power of ten

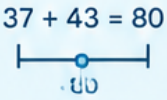

Symmetry around a midpoint



Common factors

2 Execute Step Transformation

Apply the arithmetic decomposition (such as double-and-half, complement subtraction, or cross-multiplication).

48×5
$(48 \times 10) + 2$
$= 480 + 2$
$= 240$

Double-and-half

$100 - 37$
$= 100 - 40 + 3$
$= 60 + 3$
$= 63$

Complement subtraction

$\frac{3}{4} \times \frac{2}{5}$
$= \frac{3 \times 2}{4 \times 5}$
$= \frac{6}{20} = \frac{3}{10}$

Cross-multiplication

Multiplication & Squaring Shortcuts

Heuristics 1 to 10: Speed Multiplication and Core Squaring

Foundational mental multiplication routines exploit base-10 shifts and algebraic identities.

1 Squaring Numbers Ending in 5

To compute $(10n + 5)^2$, multiply n by $(n + 1)$ and append 25.

Example:
75^2 -> 7 * 8 = 56, append 25 = 5,625.

Application: Sizing a **75 cm square ceramic floor tile.**

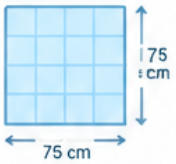

2 Multiplying by 11 (Two Digits)

Write the outer digits and place their sum in the center, carrying 1 if the sum exceeds 9.

Example:
45 * 11 -> 4, (4+5=9), 5 = 495.

Application: Calculating total bulk cost for 11 books priced at $45 each.



11 × $45

3 Multiplying by 5 via Halving

Multiply by 10 and divide by 2.

Example:
86 * 5 -> (86 * 10) / 2 = 860 / 2 = 430.

Application: Calculating earnings for 86 hours at a $5 hourly equipment rental rate.



86 × $5 = 430

4 Multiplying by 25 via Quartering

Multiply by 100 and divide by 4.

Example:
64 * 25 -> 6,400 / 4 = 1,600.

Application: Finding total minutes in 64 classes that run for 25 minutes each.



66 × 25 = 1,600

5 Multiplying by 50 via Half Hundeeds

Multiply by 100 and divide by 2.

Example:
38 * 50 -> 3,800 / 2 = 1,900.

Application: Tallying 38 bags of garden soil weighing 50 pounds each.



38 × 50 = 1,900

6 Multiplying by 9 using (10 - 1)

Multiply by 10 and subtract the original number.

Example:
73 * 9 -> 730 - 73 = 657.

Application: Buying 9 theater tickets at $73 each.



9 × $73 = 657

7 Multiplying by 99 using (100 - 1)

Multiply by 100 and subtract the original value.

Example:
42 * 99 -> 4,200 - 42 = 4,158.

Application: Ordering 99 company polo shirts priced at $42 each.



99 × $42 = 4,158

8 Double and Halve Strategy

Double an odd or 5-ending factor while halving an even factor.

Example:
35 * 16 -> 70 * 8 = 560.

Application: Buying 16 boxes of fasteners at $35 per box.



16 × $35 = 560

9 Multiplying Numbers Just Over 100

For (100 + a)(100 + b), sum 100 + a + b for leading digits and append a * b (two digits).

Example:
104 * 107 -> (104 + 7) = 111,
followed by 4 * 7 = 28 -> 11,128.

Application: Computing square footage of a 104 ft by 107 ft warehouse.



104 ft × 107 ft = 11,128 sq ft

10 Difference of Squares for Symmertic Multiplications

Compute $(m - d)(m + d) = m^2 - d^2$ where m is the midpoint.

Example:
38 * 42 -> $40^2 - 2^2$ = 1,600 - 4 = 1,596.

Application: Estimating cost of 38 units at $42 each around an even $40 average.



$40^2 - 2^2$ = 1,596

Algebraic Foundation

Notice that shortcut 1 relies directly on $(10n + 5)^2 = 100n^2 + 100n + 25 = 100n(n + 1) + 25$.

Division & Factor Shortcuts

Heuristics 11 to 20: Rapid Division and Factor Decomposition

Mental division relies on converting complex divisors into reciprocal products or decimal shifts.

11. Dividing by 5

Double the number and divide by 10 (shift decimal point left one space).

Example:
245 / 5 → (245 × 2) / / 10
= 490 / 10 = 49



Application:
Splitting a $245 dinner tab evenly among 5 colleagues.

12. Dividing by 25

Multiply by 4 and divide by 100 (shift decimal left two places).

Example:
650 / 25 → (650 × 4) / / 100
2,600 / 100 = 26



Application:
Packaging 650 cookies into gift boxes holding 25 cookies each.

13. Dividing by 50

Double the number and divide by 100.

Example:
1,350 / 50 → 2,700 / / 100
= 27



Application:
Splitting 1,350 sheet metal fasteners into packs of 50.

14. Multi-Step Divisor Splitting

Divide sequentially by factors of composite numbers (e.g., dividing by 12 by dividing by 3 then by 4).

Example:
432 / 12 → 432 / 3 = 144
then 144 / 4 = 36

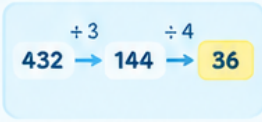

Application:
Distributing 432 seedlings across 12 greenhouse benches.

15. Multiplying by 1.5

Take the original number and add its half.

Example:
84 × 1.5 → 84 + 42 = 126



Application:
Overtime wage calculation for 84 regular rate base.

16. Multiplying by 15

Multiply by 10 and add half of that product.

Example:
48 × 15 → 480 + 240 = 720

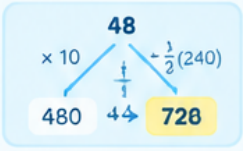

Application:
Estimating total minutes spent on 48 fifteen-minute client consultations.

17. Multiplying by 12 (Direct Add-Twice)

Multiply by 10 and add twice the original number.

Example:
65 × 12 → 650 + 130 = 780



Application:
Ordering a dozen packs of supplies priced at $65 each.

18. Multiplying by 19 using (20 - 1)

Multiply by 20 (double then times 10) and subtract the base.

Example:
34 × 19 → 680 - 34 = 646



Application:
Total cost for 19 utility passes at $34 each.

19. Squaring Numbers from 41 to 49

For $(50 - d)^2$, subtract d from 25 to get the first two digits, then append d^2 as two digits.

Example:
47^2 (d=3) → (25 - 3 = 22),
3^2 = 09 → 2,209

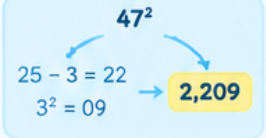

Application:
Sizing a 47-foot square playground surface.

20. Squaring Numbers from 51 to 59

For $(50 + d)^2$, add d to 25 for first two digits, then append d^2.

Example:
56^2 (d=6) → (25 + 6 = 31),
6^2 = 36 → 3,136

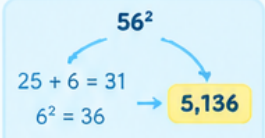

Application:
Calculating surface area of a 56-meter square plot.

Percentages & Everyday Financial Shortcuts

Heuristics 21 to 30:
Percentages and Financial Math

Percentage conversions reduce to simple additive chunks using 1%, 5%, 10%, and 20% anchor points.

21. The 10% Benchmark

Move decimal point left by 1 digit.
Example: 10% of $280 = $28.00.
Application: Determining a baseline service charge or minimum deposit.

$280 × 10% = $280 × 0.10
= $28.00

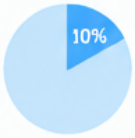

10% of $280
= $28.00

22. Calculating 5% via 10%

Find 10% and divide by 2.
Example: 5% of $84 → 10% is 8.40, divided by 2 = $4.20.
Application: Calculating state municipal sales tax on an $84 receipt.

10% of $84 = $8.40
$8.40 ÷ 2 = $4.20

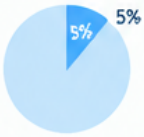

5% of $84
= $4.20

23. Calculating 15%
(Standard Restaurant Tip)

Take 10% and add its half (5%).
Example: 15% of $64.00 → 6.40 + 3.20 = $9.60 tip.
Application: Quickly checking the bill gratuity at a diner.

10% of $64 = $6.40
5% of $64 = $3.20
Total 15% = $9.60

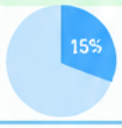

15% of $64.00
= $9.60

24. Calculating 20%
(Doubling the Tenth)

Find 10% and double it.
Example: 20% of $75 → 7.50 * 2 = $15.00.
Application: Estimating a generous delivery tip or wholesale discount.

10% of $75 = $7.50
$7.50 × 2 = $15.00



20% of $75
= $15.00

25. Calculating 1%
via Two Shifts

Move the decimal point left two places.
Example: 1% of $3,450 = $34.50.
Application: Determining monthly credit card finance minimum charges.

$3,450 × 1% = $3,450 × 0.01
= $34.50

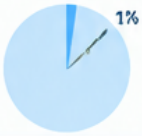

1% of $3,450
= $34.50

26. Percentage Symmetry
Pirriciple

x% of y equals y% of x.
Example: 16% of 25 = 25% of 16 = 16 / 4 = 4.
Application: Compuaing obscure tax rates on even quarter-hundred values.

16% of 25 = 25% of 16
= 16 / 4 = 4

Common Mistake:
Thinking 16% of 25 is different from 25% of 16.

27. Calculating 2.5%
via Quartering Tenth

Take 10% and divide by 4.
Example: 2.5% of $480 → 48 / 4 = $12.00.
Application: Calculating property assessment levies.

10% of $480 = $48.00
$48.00 ÷ 4 = $12.00

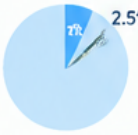

2.5% of $480
= $12.00

28. Calculating 30%
via Triple Tenth

Find 10% and multiply by 3.
Example: 30% of $90 → 9 * 3 = $27.00.
Application: Evaluating a 30% clearance clothing sale.

10% of $90 = $9.00
$9.00 × 3 = $27.00



30% of $90
= $27.00

29. Finding 75%
via (100% - 25%)

Calculate one quarter and subtract it from the total.
Example: 75% of $120 → 120 - 30 = $90.
Application: Estimating price paid during a '25% off' storewide sale.

25% of $120 = $30.00
$120 - $30.00 = $90.00



75% of $120
= $90.00

30. Rule of 72 for Compound Doubling

Divide 72 by annual interest rate to find years to double.
Example: At 6% annual return, 72 / 6 = 12 years.
Application: Long-term retirement savings planning.

72 ÷ 6 = 12 years



Fractions & Divisibility Rules

Heuristics 31 to 40: Fractions, Proportions, and Divisibility

Fraction operations and divisibility checks streamlime mental arithmetic without pencll-and-paper scratchpad work.

31. Butterfly Method for Adding Unit Fractions

$$\frac{1}{a} + \frac{1}{b} = \frac{a+b}{a \times b}$$

Example:
$\frac{1}{4} + \frac{1}{5} \rightarrow \frac{4+5}{4 \times 5} = \frac{9}{20}$

Application:
Combining partial cups of flour in culinary baking.



32. Cross-Multiplication Fraction Comparison

To compare $\frac{a}{b}$ and $\frac{c}{d}$, evaluate $a*d$ versus $b*c$.

Example:
Compare $\frac{5}{7}$ and $\frac{7}{10}$:
$5 \times 10 = 50$ vs $7 \times 7 = 49$;
hence $\frac{5}{7}$ is larger.

Application:
Selecting better per-ounce unit grocery bargains.



33. Subtracting Fractions from Whole Number 1

$$1 - \frac{a}{b} = \frac{b-a}{b}$$

Example:
$1 - \frac{7}{12} = \frac{12-7}{12} = \frac{5}{12}$

Application:
Measuring remaining leftover sheet metal stock after fabrication cuts.

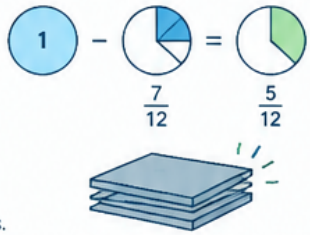

34. Divisibility by 3

Sum all digits; if the sum is a multiple of 3, the number divides evenly.

Example:
4,182 → 4 + 1 + 8 + 2 = 15 (divisible by 3).

Application:
Dividing field trip students evenly into 3 project groups.

4,182
4 + 1 + 8 + 2 = 15
15 is a multiple of 3
→ divisible by 3

35. Divisibility by 4

Examine only the last two digits; if they form a multiple of 4, the whole number is divisible.

Example:
7,324 → 24 is divisible by 4.

Application:
Dividing a bulk purchase of components into 4 equal shipments.

7,324
Last two digits: 24
24 ÷ 4 = 6
Divisible by 4

36. Divisibility by 6

Number must be even and its digit sum must be divisible by 3.

Example:
582 is even, 5 + 8 + 2 = 15 (multiple of 3).

Application:
Packaging small bottles into standard 6-pack cartons.

582
✔ Even (last digit 2)
✔ 5 + 8 + 2 = 15 (multiple of 3)
Divisible by 6

37. Divisibility by 8

Examine last three digits; if they form a multiple of 8, the entire number is divisible.

Example:
15,128 → 128 / 8 = 16.

Application:
Vecking boxed inventory onto 8 pallet rows.

15,128
Last three digits: 128
128 ÷ 8 = 16
Divisible by 8

38. Divisibility by 9

Sum all digits; if the total is a multiple of 9, the number divides evenly.

Example:
3,825 → 3 + 8 + 2 + 5 = 18.

Application:
Balancing account ledgers for transposition errors.

3,825
3 + 8 + 2 + 5 = 18
18 is a multiple of 9
→ divisible by 3

39. Divisibility by 11 (Altenating Sum)

Subtract and add digits alternately from left to right; if result is 0 or multiple of 11, the number is divisible.

Example:
9,185 → 9 - 1 + 8 - 5 = 11.

Application:
Verifying serialized shipping tracking codes.

9,185
9 - 1 + 8 - 5 = 11
Divisible by 11

40. Converting Repeating Decimal to Fraction

For $0.\overline{aaaa}...$, write $a/9$.

Example:
$0.777... = \frac{7}{9}$;
$0.4545... = \frac{45}{99} = \frac{5}{11}$

Application:
Converting digital display readouts into precise fractional ruler measurements.

$0.777... = \frac{7}{9}$

$0.4545... = \frac{45}{99} = \frac{5}{11}$

Complements, Estimations & Conversion Shortcuts

Heuristics 41 to 50: Subtraction Complements and Practical Estimation

Mastering subtraction complements and dimensional conversions prevents arithmetic bottlenecks in daily life.

41. Subtraction from 1,000 (All from 9 and the Last from 10)

Subtract leading digits from 9 and the final nonzero digit from 10.

Example:
1,000 - 364 → (9-3=6), (9-6=3), (10-4=6) → 636.

Application: Making correct cash change from a $10.00 or $100.00 bill.

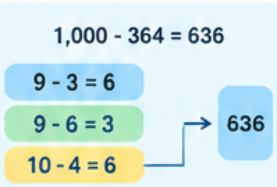

42. Subtraction from 10,000 via Complements

Apply all from 9 and last from 10 across four pieces.

Example:
10,000 - 4,285 → 5,715.

Application: Calculating remaining mileage allowance on a 10,000-mile auto lease.

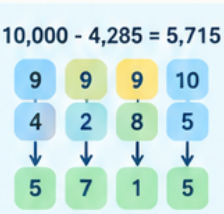

43. Additive Subtraction (Shopkeeper's Cash Method)

Count up from subtrahend to round milestones instead of borrowing.

Example:
83 - 47 → 47 + 3 = 50, 50 + 33 = 83, so difference is 3 + 33 = 36.

Application: Mental change calculation at a garage sale.

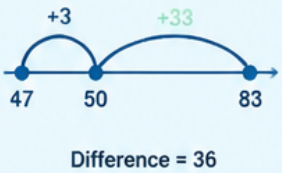

44. Sequential Left-to-Right Addition

Add hundreds, then tens, then units to avoid mental scratchpad overload.

Example:
354 + 268 → 354 + 200 = 554, 554 + 60 = 614, 614 + 8 = 622.

Application: Tallying grocery basket items while walking through aisles.

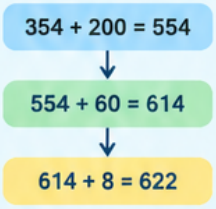

45. Rounding and Compensating in Addition

Round one number up to a friendly multiple of 10 and subtract the adjustment.

Example:
48 + 29 → 48 + 30 - 1 = 77.

Application: Adding lumber board lengths on a construction project.

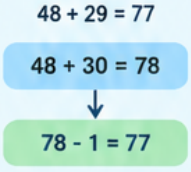

46. Metric to Imperial Yard Estimation

Add 10% to meters to approximate yards (1 m ≈ 1.094 yd).

Example:
50 meters → 50 + 5 = 55 yards.

Application: Sizing athletic turf or landsacping fabric.

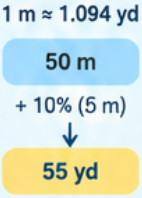

47. Kilograms to Pounds Quick Double

Double kg and add 10% of that doubled value (1 kg ≈ 2.2 lb).

Example:
40 kg → 80 + 8 = 88 lbs.

Application: Checking checked luggage weight at international airport check-in.

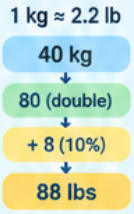

48. Celsius to Fahrenheit Double Plus 30

Double °C, add 30 for rough ambient estimate (accurate formula: 1.8 * C + 32).

Example:
25°C → (25 * 2) + 30 = 80°F (exact is 77°F).

Application: Checking travel weather forecasts abroad.



49. Miles to Kilometers via Golden Ratio (8/5)

Multiply miles by 8 and divide by 5 (or multiply by 1.6).

Example:
35 miles → 35 * 1.6 = 56 km.

Application: Reading highway road distance signs in border travel.



50. Annual Salary to Hourly Wage Quick Divisor

Drop three zeros from salary and divide by 2 (assuming 2,000 work hours/year).

Example:
$52,000 / year → 52 / 2 = $26.00 / hour.

Application: Evaluating employment job offers and contract bids.



Speed Heuristics Application Protocol

Regular daily practice of 2-3 heuristics builds rapid numerical intuition, transforming complex paper calculations into seamless mental estimates.

50 MENTAL MATH SHORTCUTS

Mastering Mental Math Shortcuts



Mental calculation is a systematic toolkit of mathematical transformations rooted in fundamental arithmetic laws: distributivity, associativity, commutativity, and place-value decomposition. By converting rigid column-based algorithms into flexible mental shifts, learners eliminate working memory bottlenecks, rapidly verify estimates, and build deep numerical intuition. This manual presents 50 discrete shortcuts spanning multiplication, division, addition, subtraction, squaring, fractions, percentages, and rapid estimation. Each heuristtc features a direct mechanical rule, a fully calculated numerical proof, and an authentic day-to-day application context for immediate use at school, home, or work.

Pedagogical Note for Tutors and Parents

Have students verbalize the algebraic reason why each shortcut works (e.g., n * 5 = n * (10 / 2)) before drilling speed. Deep conceptual comprehension guarantees retention across testing environments.

Key Principles for Success

- Base operations on identity properties: 5 = 10 / 2, 25 = 100 / 4, and 125 = 1000 / 8.
- Decompose compound calculations into rounded friendly bases puls or minus compensations.
- Always cross-check parity and last-digit patterns to catch mental slips instantly.

Your 3-Step Approach

1 Identify the Structure

Scan the arithmetic expression for operative anchors such as terminal 5s, values adjacent to 100, reciprocal relationships, or shared multiples.

2 Execute the Reconfiguration

Transform the calculation using one of the 50 heuristics detailed in this guide.

3 Validate Order of Magnitude

Perform a rough benchmark check using rounded figures to ensure place-value accuracy.

Primary Focus Strategy for This Session

_____

Observed Speed and Accuracy Notes

_____

_____

Multiplication Heuristics 1-10

Core Multiplication Heuristics (Shortcuts 1 to 10)

Multiplication shortcuts utilize place-value powers and modular factoring to replace laborious multi-digit operations with single-digit steps.

1. Multiply by 5

Divide target by 2 and multiply by 10 (append zero for whole numbers).

Example: 68 × 5 = (68 / 2) × 10 = 34 × 10 = 340.

Real-world: Estimating 5-hour labor segments at a $68/hr contractor rate.

68 → 340
(÷2) × 10

2. Multiply by 25

Divide target by 4 and multiply by 100.

Example: 48 × 25 = (48 / 4) × 100 = 12 × 100 = 1,200.

Real-world: Calculating bulk purchase costs for 48 units at $25 each.

48 → 1,200
(÷4) × 100

3. Multiply by 50

Divide target by 2 and multiply by 100.

Example: 86 × 50 = (86 / 2) × 100 = 43 × 100 = 4,300.

Real-world: Sizing event seating for 86 tables seating 50 guests each.

86 → 4,300
(÷2) × 100

4. Multiply by 125

Divide target by 8 and multiply by 1,000.

Example: 72 × 125 = (72 / 8) × 1,000 = 9 × 1,000 = 9,000.

Real-world: Inventory tallying for 72 boxes containing 125 hardware fasteners each.

72 → 9,000
(÷8) × 1,000

5. Multiply by 9 (Over-Compensation)

Multiply by 10 and subtract the original number.

Example: 47 × 9 = (47 × 10) - 47 = 470 - 47 = 423.

Real-world: Tallying ticket sales for 47 admissions at $9 per pass.

47 → 423
(×10) − 47

6. Multiply by 11 (Two-Digit Spread)

Spread digits and place their sum in the middle; carry tens if sum exceeds 9.

Example: 35 × 11 → 3 _ (3+5) _ 5 = 385.

Example with carry: 78 × 11 → 7 _ (7+8) _ 8 → (7+1) _ 5 _ 8 = 858.

Real-world: Pricing an 11-month subscription at $35/month.

35 × 11
3 5
↓
3 8 5

78 × 11
7 8
↓
8 5 8
+1

7. Multiply by 15

Add half of the number to itself, then multiply by 10.

Example: 64 × 15 = (64 + 32) × 10. = 96 × 10 = 960.

Real-world: Calculating total payment for 64 hours of work at a $15/hr base wage.

64 → 960
(+32) × 10

8. Multiply by 99

Multiply by 100 and subtract the original number.

Example: 38 × 99 = 3,800 - 38 = 3,762.

Real-world: Total retail invoice for 38 promotional items priced at $99.

38 → 3,762
(×100) − 38

9. Multiply by 101

Write two copies of a two-digit number consecutively.

Example: 54 × 101 = 5,454.

Real-world: Calculating rent across a 101-unit building at $54 daily maintenance fee per unit.

54 → 5,454
(repeat)

10. Doubling and Halving

Halve an even factor while doubling the other until one factor is trivial.

Example: 16 × 35 = 8 × 70 = 4 × 140 = 560.

Real-world: Computing floor surface area for a 16-foot by 35-foot workspace.

16 × 35
8 × 70
↓
4 × 140
↓
560

SPEED MULTIPLICATION 1-10

Execution Checkpoint: Carry Overflows

When using Shortcut 6 (Multiply by 11), always remember to add 1 to tha hundreds place if the inner digit sum exceeds 9.

Multiplication & Factor Splitting 11-20

Advanced Multiplication & Factor Splitting (Shortcuts 11 to 20)

Expanding numbers through algebraic identities (a-b)(a+b) = a^2 - b^2 and distributed base offsets enables lightning-fast arithmetic without pen and paper.

11 Multiply Numbers Near 100 (Below)

For (100 - a)(100 - b), calculate 100 - (a + b) for high digits and (a * b) for low digits.

Example: 96 * 93 → deficits are 4 and 7.

Left: 96 - 7 = 89; Right: 4 * 7 = 28

Result: 8,928.

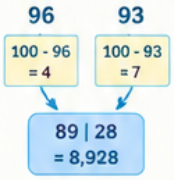

Real-world: Wholesale procurement of 96 bundles at $93 each.

12 Multiply Numbers Near 100 (Above)

For (100 + a)(100 + b), calculate 100 + a + b for high digits and (a * b) for low digits.

Example: 104 * 107 → Left: 104 + 7 = 111; Right: 4 * 7 = 28 → Result: 11,128.

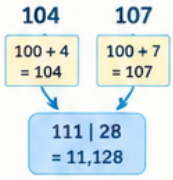

Real-world: Calculating revenue an 104 subscriptions at $107 each.

13 Multiply Opposite Pairs Equidistant from 100

Compute 100^2 - d^2 where d is the distance.

Example: 94 * 106 = (100 - 6)(100 + 6)
= 10,000 - 36 = 9,964.

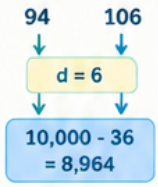

Real-world: Balancing inventory valuation variance across batches.

14 Multiply Numbers with Same Tens Digit and Units Adding to 10

Multiply tens digit t by (t + 1), then append product of units digits u1 * u2.

Example: 43 * 47 → Tens: 4 * 5 = 20; Units: 3 * 7 = 21 → Result: 2,021.

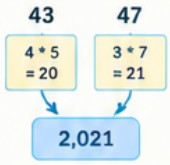

Real-world: Floor tile calculation for 43 rows of 47 tiles.

15 Multiply by 4 (Double-Double)

Double the number twice consecutively.

Example: 83 * 4 = (83 * 2) * 2
= 166 * 2 = 332.

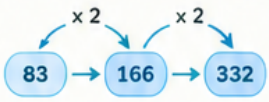

Real-world: Ordering quarterly stock replenishment for 83 items per quarter.

16 Multiply by 8 (Triple-Double)

Double the number three times consecutively.

Example: 37 * 8 = 37 → 74 → 148 → 296.



Real-world: Estimating an 8-day car rental at $37 daily rate.

17 Multiply by 12

Multiply by 10 and add double the original number.

Example: 45 * 12 = 450 + (2 * 45)
= 450 + 90 = 540.

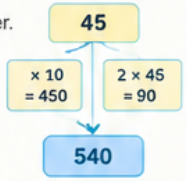

Real-world: Annualizing a monthly cell phone bill of $45.

18 Multiply by 19

Multiply by 20 and subtract the original number.

Example: 32 * 19 = (32 * 20) - 32
= 640 - 32 = 608.

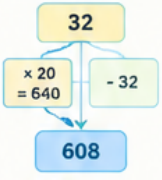

Real-world: Calculating total price of 32 merchandise items at $19 each.

19 Multiply by 21

Multiply by 20 and add the original number.

Example: 27 * 21 = (27 * 20) + 27
= 540 + 27 = 567.

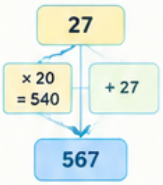

Real-world: Calculating payroll for 27 shifts worked at $21 per hour.

20 Difference of Two Squares for Even-Spaced Numbers

For a * b with average m and difference d from m, calculate m^2 - d^2.

Example: 29 * 31 = 30^2 - 12
= 900 - 1 = 899.

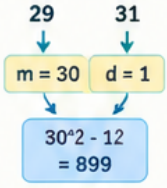

Real-world: Calculating square footage of a 29m by 31m parcel.

Division & Reciprocal Heuristics 21-30

Division and Reciprocal Heuristics (Shortcuts 21 to 30)

Mental division is dramatically accelerated by converting divisors into decimal fractions or applying prime factor chain division.

21. Divide by 5

- Double the dividend and divide by 10 (shift decimal point left one place).
- Example: 340 / 5 = (340 * 2) / 10 = 680 / 10 = 68.
- Real-world: Splitting a $340 dinner tab equally among 5 colleagues.

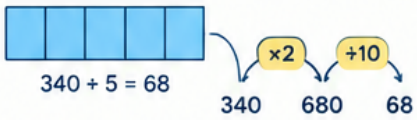

22. Divide by 25

- Multiply dividend by 4 and divide by 100 (shift decimal point left two places).
- Example: 650 / 25 = (650 * 4) / 100 = 2,600 / 100 = 26.
- Real-world: Determining quantity of $25 gift cards that can be bought with $650.

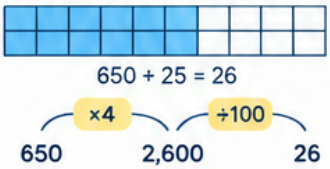

23. Divide by 50

- Double dividend and divide by 100.
- Example: 1,450 / 50 = (1,450 * 2) / 100 = 2,900 / 100 = 29.
- Real-world: Calculating the number of 50-lb sacks needed for 1,450 lbs of gravel.

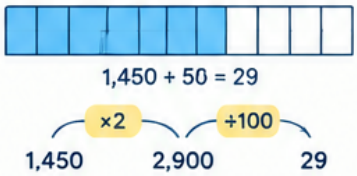

24. Divide by 4

- Halve the number twice consecutively.
- Example: 380 / 4 = (380 / 2) / 2 = 190 / 2 = 95.
- Real-world: Allocating $380 quarterly utilities equally across 4 roommates.

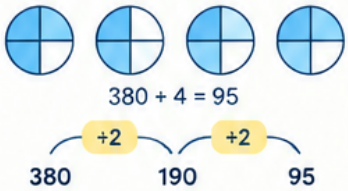

25. Divide by 8

- Halve the number three times consecutively.
- Example: 520 / 8 = 520 → 260 → 130 → 65.
- Real-world: Splitting a 520-mile road trip evenly across 8 driving shifts.

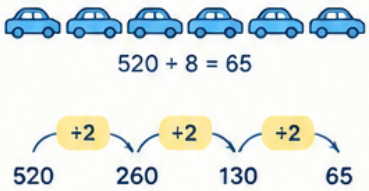

26. Factor Division (Divide by 6)

- Divide successively by 2 and then by 3.
- Example: 462 / 6 → 462 / 2 = 231; then 231 / 3 = 77.
- Real-world: Packaging 462 baked goods into half-dozen boxes.

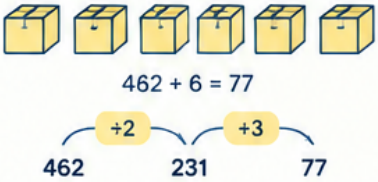

27. Factor Division (Divide by 12)

- Divide successively by 3 and then by 4 (or by 2 twice).
- Example: 864 / 12 → 864 / 3 = 288; 288 / 4 = 72.
- Real-world: Calculating monthly payments on an 864-dollar zero-interest annual plan.

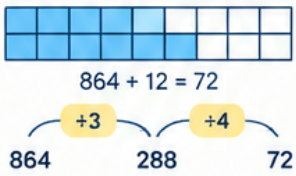

28. Factor Division (Divide by 15)

- Divide by 3 then divide by 5 (or dubble and divide by 30).
- Example: 570 / 15 = (570 * 2) / 30 = 1,140 / 30 = 38.
- Real-world: Apportioning 570 test kits evenly to 15 field teams.

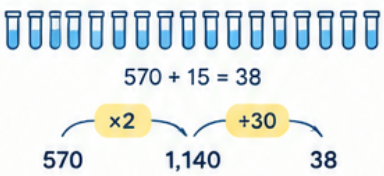

29. Division by 9 (Fractional Remainder Heuristic)

- Sum the digits to find remainder, or use running prefic sums.
- Example: 74 / 9 = 8 with remainder 2 (8.222...).
- Real-world: Dividing a 74-yard spool into 9 uniform craft ribbons.

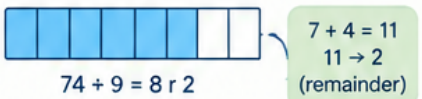

30. Rapid Divisibility Check by 7

- Truncate last digit, double it, and subtract from remaining prefix; repeat until readrable.
- Example: 364 → 36 - (4 * 2) = 28 (divisible by 7).
- Real-world: Checking whether a 364-day span contains an exact number of 7-day weeks (52 weeks).

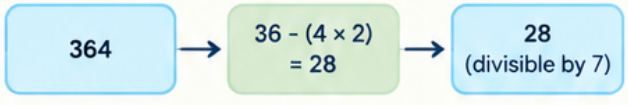

Fractions to Decimals Memory Anchor

Remember that dividing by 5, 25, and 125 corresponds to multiplying by 0.2, 0.04, and 0.008 respectively.

Addition, Subtraction & Squaring 31-40

Addition, Subtraction & Squaring Heuristics (Shortcuts 31 to 40)

Eliminate borrowing and regrouping friction through complement subtraction and modular expansions.

31. Left-to-Right Addition

Add hundreds first, then tens, then units to avoid mental stacking.

Example:

456 + 287 = (456 + 200) + 80 + 7
= 656 + 80 = 736 + 7 = 743



Add in stages: hundreds → tens → units.

Real-world: Adding grocery receipts of $456 and $287.

32. Subtraction by Addition of Complements

To subtract, find difference to nearest 100, then bridge forward.

Example:

742 - 389 → Complement of 389 to 400 is 11;
742 - 400 = 342; 342 + 11 = 353.

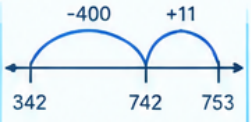

Use a complement to the next hundred.

Real-world: Calculating change from a $742 bankroll after an expense of $389.

33. All from 9 and the Last from 10

Subtracting from powers of 10; subtract each digit from 9, terminal non-zero digit from 10.

Example:

1,000 - 467 → (9-4)=5, (9-6)=3,
(10-7)=3 → 533.

1,000 - 467
9 - 4 = 5
9 - 6 = 3
10 - 7 = 3
533

Real-world: Making change from a $1,000 deposit against a $467 invoice.

34. Round and Compensate Addition

Round an addend ending in 8 or 9 up to nearest 10 or 100, then subtract overage.

Example:

547 + 298 = (547 + 300) - 2
= 847 - 2 = 845.

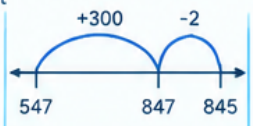

Bound up, then compensate.

Real-world: Summing electricity usage of 547 kWh and supplementary 298 kWh.

35. Round and Compensate Subtraction

Round subtrahend up and add back the difference.

Example:

624 - 197 = (624 - 200) + 3
= 424 + 3 = 427.

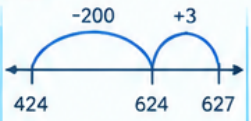

Round up, then add back.

Real-world: Deducting a $197 discount from a $624 retail cart.

36. Square a Number Ending in 5

Multiply the tens prefic n by (n + 1) and append 25.

Example:

65^2 → Tens: 6 * 7 = 42;
append 25 → 4,225.

65^2
Tens: 6 × 7 = 42
Append 25
4,225

Real-world: Computing the square footage of a 65 ft by 65 ft square playground.

37. Square a Number Near 50

For $(50 + d)^2$, compute (25 + d) * 100 + d^2.

Example:

53^2 → d = +3; (25 + 3) = 28;
d^2 = 09 → 2,809.

53^2
d = +3
(25 + 3) × 100 = 2,800
3^2 = 09
2,889

Real-world: Calculating floor tile coverage for a 53-foot square storage bay.

38. Square a Number Below 50

For $(50 - d)^2$, compute (25 - d) * 100 + d^2.

Example:

46^2 → d = 4; (25 - 4) = 21;
d^2 = 16 → 2,116.

46^2
d = 4
(25 - 4) × 100 = 2,100
4^2 = 16
2,116

Real-world: Calculating area of a 46 cm square circuit substrate.

39. Square a Number Near 100

For $(100 + d)^2$, write (100 + 2d) as high digits and d^2 as low digits.

Example:

108^2 → Left: 100 + 16 = 116;
Right: 8^2 = 64 → 11,664.

108^2
Left: 100 + 16 = 116
Right: 8^2 = 64
11,664

Real-world: Estimating land area of a 108m by 108m agricultural plot.

40. Square a Number Below 100

For $(100 - d)^2$, write (100 - 2d) as high digits and d^2 as low digits.

Example:

97^2 → d = 3; Left: 100 - 6 = 94;
Right: 3^2 = 09 → 9,409.

97^2
Left: 100 - 6 = 94
Right: 3^2 = 09
9,409

Real-world: Calculating square meters for a 97m by 97m solar collector grid.

Percentages, Fractions & Decision Matrix 41-50

Percentages, Fractions & Benchmark Estimation (Shortcuts 41 to 50)

Percentage and fractional transformations turn complex business math and budgeting decisions into basic additions.

41. Reversible Percentages (x% of y = y% of x)



Swap terms when one is an easier factor.

Example: 16% of 75 = 77% of 16 = (3/4) * 16 = 12.

Real-world: Calculating a 16% sales tax or service tip on a $75 restaurant bill.

42. 15% Tip Decomposition



Find 10% (shift decimal), take half of that for 5%, and add together.

Example: 15% of $68.00 -> 10% = $6.80; 5% = $3.40; Total = $6.80 + $5.40 = $10.20.

Real-world: Calculating tip on a $68 dining ticket.

43. 20% Fast Tip/Discount



Shift decimal point left one place (10%) and double the result.

Example: 20% of $84.50 -> 10% = $8.45; Double = $16.90.

Real-world: Applying a 20% seasonal coupon to an $84.50 retail jacket.

44. 33.3% / 66.7% Fraction Conversion



Divide by 3 (for 33.3%) or divide by 3 and multiply by 2 (for 66.7%).

Example: 33.3% of $270 = $270 / 3 = $90.

Real-world: Estimating 1/3 price clearance markdown on a $270 appliance.

45. 12.5% Fraction Conversion (Divde by 8)



Recognize 12.5% is exactly 1/8.

Example: 12.5% of $480 = $480 / 8 = $60.

Real-world: Computing an employee performance bonus of 12.5% on a $480 project fee.

46. Butterfly Method for Adding/Subtracting Fractions



Cross-multiply numerators and denominators to get top, multiply denominators to get bottom.

Example: 2/5 + 1/3 = (2*3 + 5*1) / (5*3) = (6 + 5) / 15 = 11/15.

Real-world: Combining fluid measurements in cooking or laboratory mixtures.

47. Cross-Multiplication for Fraction Comparison

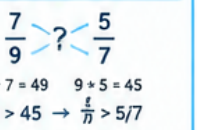

To compare a/b and c/d, compare a*d and b*c.

Example: Compare 7/9 and 5/7 -> 7*7 = 49 vereus 9*5 = 45 -> 49 > 45, so 7/9 > 5/7.

Real-world: Comparing competing supplier unit discounts.

48. Rule of 72 for Compound Growth Doubling



72 ÷ 8% = 9 years

Divide 72 by annual interest rate to find years to double.

Example: 72 / 8% = 9 years.

Real-world: Explaining investment doubling timeline for an 8% index fund.

49. Currency / Unit Conversion Proportional Scaling



1.15 = 1.0 + 0.1 + 0.05

Break multiplier into 1.0 + 0.1 + 0.05 for factors like 1.15.

Example: Convent $60 USD to EUR at 1.15 rate -> 60 + 6 (10%) + 3 (5%) = $69.

Real-world: Estimating foreign currency exchange rates while traveling.

50. Front-End Estimation with Compenation

312 * 49

→ 300 * 50 = 15,000
+ 12 * 50 - 1 * 300 = 600 - 300
= 300 -> Approx: 15,300
(exact: 15,288)

Round leading digits to single-significant values, then adjust by trailing balance.

Example: 312 × 49 -> Approx: 15,300 (exact: 15,288).

Real-world: Real-time sanity check during business cost presentations.

Mental Math Heuristics Decision Matrix

Consult this branching decision guide during independent practice, tutoring sessions, or timed exam prep to select the optimal calculation route.

- Eliminate brute-force long multiplication or division.
- Leverage structural factors (ends in 5, near 100, powers of 2).
- Maintain speed by choosing the method requiring the least working memory.

Speed Heuristic Rule

If a problem can be solved in two ways, select the path that avoids regrouping or decimal division.

What is the dominant structural property of the problem?

Multiplier or divisor is a mutiple or factor of 5 (e.g., 5, 15, 25, 50, 125)	Numbers are adjaceet to clean benchmark bases like 100 or 50	Multiplier has repeating or high-digit patterns (9, 11, 19, 21, 99, 101)	Calculating percentages or tip amounts (15%, 20%, x% of y)
Use base-10 shifts with doubling or halving (Shortcuts 1-4, 7, 21-23).	Apply complement offsets or difference-of-squares formulas (Shortcuts 11-14, 37-40).	Decompose into round base plus/minus unit value (Shortcuts 5, 6, 8, 9, 18, 19).	Apply the commentative swap (x% of y = y% of x) or sum decimal anchors 10% + 5% (Shortcuts 41-43).

Tutor / Student Practice Notes & Speed Benchmarks

50 RAPID MENTAL MATH SHORTCUTS

Speed Calculation Guide for Everyday Math Whizzes

1 Division Shortcut: Dividing Any Number by 5 via Doubling and Shifting

To divide any number by 5 quickly in your head, double the dividend first, then divide by 10 by shifting the decimal point one place to the left. Mathematically, dividing by 5 is equivalent to multiplying by 2 and dividing by 10 ($N / 5 = (N \times 2) / 10$).

- **Step 1:** Multiply the number by 2.
- **Step 2:** Move the decimal point one position to the left.
- **Worked Example:** $235 / 5 = (235 \times 2) / 10 = 470 / 10 = 47$.
- **Everyday Application:** Splitting a $235 restaurant bill equally among 5 friends without needing a calculator ($235 / 5 = $47 per person).

Mental Execution Cue

Doubling a number is almost always faster mentally than dividing by an odd digit like 5. Double from left to right: 200 doubled is 400, 35 doubled is 70, giving 470 immediately.

$$235 \div 5$$

$$\times 2 \rightarrow \div 10$$

$$235 \rightarrow 470 \rightarrow 47$$

1 Isolate the Dividend

$340 \div 5$

Identify the target number being divided by 5 (for example, 340).

2 Double the Value

$340 \times 2 = 680$

Compute twice the target number ($340 \times 2 = 680$).

3 Shift Left by One Place

$680 \div 10 = 68$

Divide by 10 by stripping the trailing zero or shifting the decimal left ($680 / 10 = 68$).

Speed Multiplication Shortcuts

Mental Multiplication Shortcuts (Heuristics 2 to 15)

Rapid mental multiplication relies on algebraic expansion, factoring, and modular compensation around convenient powers of ten.

2. Multiply by 4

Double the number twice.

Example:

$4 \times 43 = (43 \times 2) \times 2$
$= 86 \times 2 = 172$

$43 \xrightarrow{\times 3} 86 \xrightarrow{\times 2} 172$

Real-world:
Calculating the perimeter of a 43-foot square yard.

3. Multiply by 8

Double three times consecutive.

Example:

$8 \times 15 = 30 \rightarrow 60 \rightarrow 120$

$15 \xrightarrow{\times 2} 30 \xrightarrow{\times 2} 60 \xrightarrow{\times 2} 120$

Real-world:
Total fluid ounces in 15 standard eight-ounce glasses.

4. Multiply by 5

Cut the number in half, then multiply by 10.

Example:

$64 \times 5 = (64 / 2) \times 10$
$= 32 \times 10 = 320$

$64 \xrightarrow{\div 2} 32 \xrightarrow{\times 2} 320$

Real-world:
Pricing 64 five-dollar raffie tickets.

5. Multiply by 9

Multiply by 10, then subtract the original number.

Example:

$37 \times 9 = 370 - 37 = 333$

$37 \xrightarrow{\times 10} 370 \xrightarrow{-37} 333$

Real-world:
Calculating cost for 9 tickets priced at $37 each.

6. Multiply by 11 for Two Digits

Add the two digits together and place the sum in the middle; carry overflow if needed.

Example:

$45 \times 11 \rightarrow 4\_4+5\_5 = 495$

$78 \times 11 \rightarrow 7\_15\_8 = 858$

$45 \rightarrow 495$ (4 4 5)

$78 \rightarrow 858$ (7 15 8)

Real-world:
Cnventory tally of 11 cartons contianing 45 books each.

7. Multiply by 12

Multiply by 10, then add double the original number.

Example:

$24 \times 12 = 240 + 48 = 288$

$24 \xrightarrow{\times 10} 240 + 48 \xrightarrow{2 \times 24} 288$

Real-world:
Purchasing 12 packs of 24 markers.

8. Multiply by 15

Add half of the number to itself, then append a cero.

Example:

$44 \times 15 = (44 + 22) \times 10 = 660$

$44 + 22 + 66 \xrightarrow{\times 10} 660$

Real-world:
Calculating a 15-hour work week at $44/hour.

9. Multiply by 19

Aultiply by 20, then subtract the original value once.

Example:

$18 \times 19 = (18 \times 20) - 18$
$= 360 - 18 = 342$

$18 \xrightarrow{\times 20} 360 \xrightarrow{-18} 342$

Real-world:
Buying 19 subscriptions at $18.

10. Multiply by 25

Divide by 4, then multiply by 100.

Example:

$36 \times 25 = (36 / 4) \times 100$
$= 900$

$36 \rightarrow 9 \xrightarrow{\times 100} 900$

Real-world:
Counting the cent value of 36 quarters ($9.00).

11. Multiply by 50

Divide by 2, then multiply by 100.

Example:

$74 \times 50 = (74 / 2) \times 100$
$= 3{,}700$

$74 \xrightarrow{\times 2} 37 \xrightarrow{\times 100} 3{,}700$

Real-world:
Fifty employees contributing $74 each to a fund.

12. Multiply by 99

Multiply by 100, then subtract the original number.

Example:

$42 \times 99 = 4{,}200 - 42 = 4{,}158$

$42 \xrightarrow{\times 100} 4{,}200 \xrightarrow{-42} 4{,}158$

Real-world:
Booking 42 hotel nights at a discount $99 rate.

13. Squaring Two Digits Ending in 5

Multiply the tens digit by (tens digit + 1), then suffix 25.

Example:

$65^2 = (6 \times 7)\_25 = 4{,}225$

$66 \times 7 \rightarrow 42 \xrightarrow{+25} 4{,}225$

Real-world:
Area of a 65x65 ft square garden.

14. Base-10 Near Multiples: 10 to 19

Add the ones digit of the second number to the first, multiply by 10, add product of ones digits.

Example:

$13 \times 17 = (13 + 7) \times 10 + (3 \times 7)$
$= 200 + 21 = 221$

$13 + 7 \rightarrow 20 \rightarrow 200 + 21 \rightarrow 221$

Real-world:
Ordering 13 cases of 17 units.

15. Complement Method Near 100

Multiply two numbers just bebor 100 by cross-subtracting deficiencies and multiplying differences.

Example:

$96 \times 97 = (96 - 3)\_(4 \times 3) = 9{,}312$

$96 \xrightarrow{-3} 93 + 93 \xrightarrow{\div 4} 12 + 9{,}312$

Real-world:
Wholesale order of 96 items at $97 unit price.

Division & Fraction Heuristics

Mental Division & Fraction Shortcuts (Heuristics 16 to 28)

Division transforms into high-speed mental arithmetic through reciprocal factorization and fraction restructuring.

Fraction Comparison

$\frac{5}{7}$ vs $\frac{7}{10}$

$5 \times 10 = 50$
$7 \times 7 = 49$
$50 > 49 \rightarrow 5/7 > 7/10$

Reciprocal Flow

$\frac{a}{b}$ → Dividing by a fraction = Multiply by its reciprocal → $\frac{b}{a}$

Example

$12 \div \frac{3}{4} = 12 \times \frac{4}{3} = 16$

Common Mistake

Don't divide by a fraction — multiply by its reciprocal.

16 Divide by 4

- Halve the number twice.
- Example: 156 / 4 = (156 / 2) / 2 = 78 / 2 = 39.
- Real-world: Splitting a 156-mile trip across 4 driving shifts.



17 Divide by 8

- Halve the number three times.
- Example: 216 / 8 = 108 → 54 → 27.
- Real-world: Sharing 216 craft beads equally among 8 art students.



18 Divide by 20

- Move the decimal left one spot and halve the result.
- Example: $640 / 20 = $64 / 2 = $32.
- Real-world: Distributing $640 among 20 scholarship applicants.



19 Divide by 25

- Multiply by 4, then divide by 100.
- Example: 450 / 25 = (450 × 4) / 100 = 1,800 / 100 = 18.
- Real-world: Converting $4.50 (450 cents) into quarters.



20 Divide by 50

- Multiply by 2, then divide by 100.
- Example: 1,350 / 50 = (1,350 × 2) / 100 = 2,700 / 100 = 27.
- Real-world: Distributing 1,350 flyers over 50 postal routes.



21 Cross-Multiplication for Fraction Comparison

- Compare a/b and c/d by checking (a × d) versus (b × c).
- Example: 5/7 vs 7/10 → 5 × 10 = 50, 7 × 7 = 49; thus 5/7 > 7/10.
- Real-world: Determining higher battery efficiency ratio.



22 Butterfly Fraction Addition

- (a/b) + (c/d) = (ad + bc) / bd.
- Example: $\frac{2}{3} + \frac{1}{5} = (10 + 3) / 15 = 13/15$.
- Real-world: Combining dry ingredients in baking.

$\frac{2}{3} + \frac{1}{5} = \frac{13}{15}$



23 Unit Fractions Multiplication

- (1/a) × (1/b) = 1/(ab).
- Example: $\frac{1}{4} \times \frac{1}{6} = \frac{1}{24}$.
- Real-world: Probability of two independent dice outcomes.



$\rightarrow \frac{1}{24}$

24 Reciprocal Division

- Dividing by a fraction is multiplying by its inverted value.
- Example: $12 / \frac{3}{4} = 12 \times \frac{4}{3} = 16$.
- Real-world: Cutting 12 meters of fabric into $\frac{3}{4}$-meter strips.



25 Divide by 15

- Divide by 3, then divide by 5 (or double and divide by 30).
- Example: 180 / 15 = (180 / 3) / 5 = 60 / 5 = 12.
- Real-world: Grouping 180 athletes into teams of 15.



26 Estimating 1/7

- Recall base repeating decimal cycle 0.142857.
- Example: $\frac{3}{7} = 3 \times 0.143 = 0.428$.
- Real-world: Calculating completion rate across a 7-day milestone.



$\frac{3}{7} \approx 0.428$

27 Estimating 1/9 and 1/11 Decimals

- 1/9 is 0.111...; 1/11 is 0.0909...
- Example: $\frac{4}{11} = 4 \times 0.0909 = 0.3636$.
- Real-world: Quick percentage conversion of survey responses.

$\frac{1}{9} \approx 0.111...$
$\frac{1}{11} = 0.0909...$



28 Divisibility by 3 and 9

- Sum all digits; if sum divides by 3 or 9, original number does.
- Example: 5,472 → 5+4+7+2=18 (divisible by 9 and 3).
- Real-world: Checking for leftover tokens without dividing.



Percentages & Operational Estimation

Percentages, Addition & Everyday Estimation Shortcuts (Heuristics 29 to 50)

Master percentages and operational estimation using modular benchmarks and decomposition.

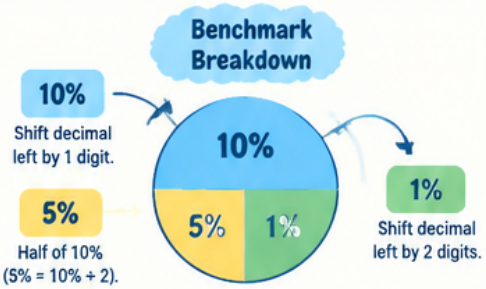

Key Benchmarks

Percent	Decimal Shift	Example (of $100)
10%	Left 1 digit	$10.00
5%	Half of 10%	$5.00
1%	Left 2 digits	$1.00

29 10% Benchmark

- Shift decimal left by 1 digit.
- Example: 10% of $84.50 = $8.45.

Real-world: Baseline sales tax or service calculation.

30 1% Benchmark

- Shift decimal left by 2 digits.
- Example: 1% of $1,250 = $12.50.

Real-world: Calculating credit card cash-back rewards.

31 15% Restaurant Tip

- Take 10%, halve it to get 5%, add together.
- Example: 15% of $60 = $6.00 + $3.00 = $9.00.

Real-world: Standard restaurant gratuity.

32 20% Tip/Discount

- Shift decimal left one place and double.
- Example: 20% of $45 = $4.50 × 2 = $9.00.

Real-world: Rapid tip calculation at lunch.

33 5% Quick Rate

- Find 10% and divide by 2.
- Example: 5% of $240 = $24 / 2 = $12.

Real-world: Computing municipality fee on a utility bill.

34 Reversble Percentages Law

- x% of y = y% of x (swap terms when one is friendlier).
- Example: 16% of 50 = 50% of 16 = 8.

Real-world: Fast computation of tax surcharges.

35 25% Discount

- Divide the principal price by 4.
- Example: 25% off $88 = $88 / 4 = $22 off (Pay $66).

Real-world: Retail sale item tag evaluation.

36 33.3% One-Third Rule

- Divide directly by 3.
- Example: 33.3% of 150 = 150 / 3 = 50.

Real-world: Dividing project budget allocations.

37 Left-to-Right Addition

- Add highest place values first.
- Example: 456 + 237 = (400+200) + (50+30) + (6+7) = 600 + 280 + 13 = 693.

Real-world: Tallying grocery shelf receipts mentally.

38 Addition Rounding Compensation

- Roond addend to neerest 10 or 100, then subtract ofsfet.
- Example: 348 + 97 = (348 + 100) - 3 = 445.

Real-world: Totaling event attendee counts.

39 Subtraction Compensation

- Add equal amonts to both numbers to create a zero-ending subtrahend.
- Example: 73 - 38 = (73 + 2) - (38 + 2) = 75 - 40 = 35.

Real-world: Making change at a flea markt.

40 Subtracting from 1,000

- Subtract every digit from 9, and the last digit from 10.
- Example: 1,000 - 463 → (9-4)=5, (9-6)=3, (10-3)=7 → 537.

Real-world: Giving change from a $10 bill on a $4.63 item.

41 Even/Odd Balance Check

- Sum of two evens or two odds is even; sum of one odd and one even is odd.
- Example: 42 + 57 = 99 (Even + Odd = Odd).

Real-world: Instant sanity check on transaction sums.

42 Rule of 72 for Doubling Time

- Divide 72 by interest rate to find years to double.
- Example: At 6% interest, 72 / 6 = 12 years.

Real-world: Personal savings retirement projections.

43 Difference of Squares

- $(a - b)(a + b) = a^2 - b^2$.
- Example: $29 \times 31 = (30 - 1)(30 + 1) = 30^2 - 1^2 = 900 - 1 = 899$.

Real-world: Land plot dimensions assessment.

44 Squaring Numbers in the 50s

- $(50 + d)^2 = (25 + d)\_d^2$.
- Example: $54^2 = (25 + 3)\_(3^2) = 2916$.

Real-world: Calculating square fooage of a 54-ft workshop.

45 Squaring Numbers in the 40s

- $(50 - d)^2 = (25 - d)\_d^2$.
- Example: $47^2 = (25 - 3)\_(3^2) = 2209$.

Real-world: Surface area sizing for building panels.

46 Unit Rate Fuel Economy

- Divide miles driven by gallons used using rounding.
- Example: 292 miles on 10.2 gallons = 290 / 10 = 29 mpg.

Real-world: Checking road-trip fuel efficiency.

47 Sales Tax Approxmation at 8%

- Take 10%, subtract 2% (which is 1/5 of 10%).
- Example: 8% on $50: 10% = $5; 2% = $1; Tax = $4.

Real-world: Estimating retail register total before checkout.

48 Metric to Imperial Temperature

- Dubble Celsius, ubtract 10%, add 32.
- Example: 20°C → (20 × 2) = 40; 40 - 4 = 36; 36 + 32 = 68°F.

Real-world: Traveling abroad weather adjustements.

49 Kilometers to Miles Heuristic

- Multiply kilometers by 0.6 (halve and add 10% of total).
- Example: 80 km → 80 × 0.5 = 40; 40 + 8 = 48 miles (exact is 49.7).

Real-world: Highway speed estimation while overseas.

50 Sum of First N Integers

- $(N \times (N + 1)) / 2$.
- Example: Sum of 1 to 20 = (20 × 21) / 2 = 10 × 21 = 210.

Real-world: Tallying consecutive daily savings challenges.

Small shortcuts. Big time savings.

Practice Tracker & Decision Guide

Mental Calculation Daily Practice Tracker

Practitioners, tutors, and students can log applied shortcuts across daily real-life situations to build mental agility and verify computational speed.

- Select at least two shortcuts to apply deliberately each day.
- Record the scenario, mental heuristic number, and verify the result.

Tutor & Parent Facilitation Tip

Ask students to articulate the transformation aloud (for example, saying 'Instead of dividing 180 by 5, I double to 360 and drop the zero to get 36") to reinforce numerical fluency.

Date & Everyday Context (e.g., Grocery Store, Dining Out) _____

Shortcut Applied (#1 to #50) & Mental Steps Taken _____

_____

Calculated Result vs Exact Verification _____

Speed / Confidence Rating (1 to 5 Stars) ☆ ☆ ☆ ☆ ☆

Which mental pathway offers the fastest solution for your current calculation?

Dividing by 5, 20, 25, or 50

180 ÷ 5 → 360

(−1, ÷10)

Use Reciprocal Power-of-10 scaling: double or quadruple the dividend, then slide the decimal point.

Calculating Tips, Taxes, or Percentages

20% of 80

- 10% of 80 = 8
- 1% of 80 = 0.8

Anchor to the 10% and 1% benchmarks, or flip terms using the Reversible Percentages Law (x% of y = y% of x).

Multiplying by near-base values (9, 11, 19, 99)

9 × 47 → (10 − 1) × 47 = 470 − 47 = 423

Use algebraic compensation around 10 or 100 by expanding into (Base ± 1) × N.

50 MENTAL MATH SHORTCUTS

Speed Calculation Guide

Practical Speed Strategies for Students, Parents, and Tutors

How to Master Mental Shortcuts



Mental math relies on number decomposition, compensation, and algebraic identities to bypass tedious column algorithms. Master these core mechanics before advancing.

- Decompose complex operands into round place values (tens, hundreds).
- Apply reciprocal operations and benchmark percentages (10%, 1%, 50%).
- Verify calculations using parity checks and digital root casting.

Practice Principle

Perform one group of shortcuts daily to build computational fluency without pen and paper.

1 Identify Structure



Recognize near-base numbers, recurring factors, or symmetric differences.

2 Deconstruct Operands

$68 = 60 + 8$

Split values into friendly benchmarks such as 10, 50, or 100.

3 Recombine Parts

$60 + 8 = 68$

Compute partial solutions mentally and combine them sequentially.

Weekly Practice Focus Area

Daily Accuracy Rate Target (%)

? Is the operand closer to a power of 10 or an easily halved benchmark?

Operand is near a power of 10 (e.g., 98, 103)

Apply base compensation techniques like adding/subtracting the difference.

Operand ends in 5, 25, or 50

Use doubling and halving or fraction conversion methods.

Common Mistake | Avoid jumping to a method without checking which pattern fits your number.

Percentages & Division Speed Shortcuts (1-10)

Shortcuts 1 to 10: Percentage & Division Benchmarks

Rapid percentage breakdowns eliminate manual formula calculation in financial and retail contexts.

1. Rapid 15% Tip

Find 10% by shifting the decimal left 1 place; halve that value to get 5%; add them together.

Example: $64.00 bill -> 10% = $6.40, 5% = $3.20, total 15% = $9.60.

Context: Customary restaurant tipping.



2. Reversible Percentages

x% of y = y% of x

Swap operands when one is a friendlier factor.

Example: 16% of 25 = 25% of 16 = 16 / 4 = 4.

Context: Quick sales tax calculations.

16% of 25 = 25% of 16 = 4

3. Quick 20% Markup/ Gratuity

Find 10% by moving the decimal 1 spot left, then double it.

Example: 20% on $45.00 -> $4.50 * 2 = $9.00.

Context: Estimating ride-share tips or margin increases.

10% = $4.50 → × 2 → 20% = $9.00

4. 5% Discount Shortcut

Find 10% of the total price and divide by 2.

Example: 5% off $180 -> 10% = $18; $18 / 2 = $9 discount.

Context: Retail promotion checks.

10% = $18 → ÷ 2 → 5% = $9

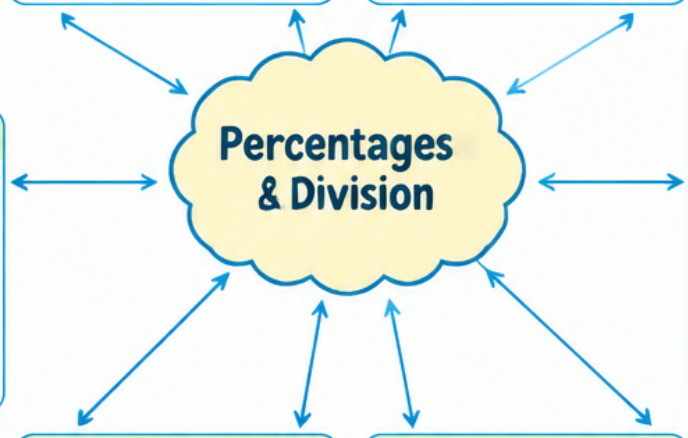

5. 1% Precision Multiplier

Shift decimal 2 spots left to establish 1%, then multiply for precise small margins.

Example: 3% of $420 -> 1% = $4.20; $4.20 * 3 = $12.60.

Context: Credit card processing fee checks.

1% = $4.20 → × 3 → 3% = $12.60

6. 2.5% Tax Rate Estimation

Find 10%, divide by 2 twice (halve to 5%, halve again to 2.5%).

Example: 2.5% on $800 -> 10% = $80; 5% = $40; 2.5% = $20.

Context: Local municipal property levies.

10% ($80) → 5% ($40) → 2.5% ($20)

7. 30% Off Clearance Shortout

Find 10% and multiply by 3, then sutbract from principal.

Example: 30% off $70 -> $7 * 3 = $21 off; final = $49.

Context: Shopping clearance racks.

10% = $7 → × 3 → $21 off

$70 − $21 = $49

8. Division by 5 via Doubling

Double the numerator and shift the decimal left 1 place.

Example: 145 / 5 -> 145 * 2 = 290 -> 29.0.

Context: Splitting costs among 5 people.

145 × 2 = 290 → ÷ 10 → 29.0

9. Division by 25 via Quadrupling

Multiply the numerator by 4 and shift the decimal left 2 places.

Example: 350 / 25 -> 350 * 4 = 1400 -> 14.

Context: Calculating unit costs for packs of 25.

350 × 4 = 1400 → ÷ 100 → 14

10. Division by 50 via Doubling

Double the number and shift the decimal left 2 places.

Example: 420 / 50 -> 420 * 2 = 840 -> 8.40.

Context: Metric packaging conversions.

420 × 2 = 840 → ÷ 100 → 8.40

Benchmark Commutativity

Remember that x% of y always equals y% of x; use whichever form contains a standard fraction.

Steps

1. **Select Base Unit**
   Locate 10% or 1% by shifting the decimal left 1 or 2 places.
2. **Scale**
   Multiply or divide the base unit by integer factors to reach the target rate.

Practice

Practice: Calculate 15% on $86.00

Practice: Calculate 16% of 75

Common Mistake

Forgetting to shift the decimal or using the wrong factor leads to incorrect results.

Does the target percentage equal a known fraction?

- **Yes** (e.g., 25% = 1/4, 20% = 1/5) → Divide directly by the denominatar.
- **No** (e.g., 18%, 35%) → Deconstroct into tens and single digits (e.g., 10% + 5% + $*1%),

Multiplication & Scaling Shortcuts (11–20)

Shortcuts 11 to 20: Multiplication & Scaling Shortcuts

Multiplication heuristics leverage powers of ten, factor pairs, and distributive expansion.

11 **Multiplying by 4 (Double and Double):**
Double the number twice sequentially.
Example: 34 * 4 → 34 * 2 = 68; 68 * 2 = 136.
Context: Sizing quarterly budgets.

12 **Multiplying by 8 (Triple Doubling):**
Double the target value three times.
Example: 23 * 8 → 46 → 92 → 184.
Context: Computing fluid ounces in 8-cup quantities.

13 **Multiplying by 5 (Half and Times 10):**
Divide the number by 2 and multiply by 10.
Example: 48 * 5 → 48 / 2 = 24 → 240.
Context: Weekly work hours calculation.

14 **Multiplying by 9 (Times 10 Minus Original):**
Multiply by 10 and subtract the original number.
Example: 37 * 9 → 370 - 37 = 333.
Context: Buying 9 identical school supplies.

15 **Multiplying by 11 (Two-Digit Sum Sandwick):**
Add the two digits together and place the sum between them.
Example: 35 * 11 → 3 _ 5, 3 + 5 = 8 → 385.
Context: Estimating bulk wholesale sets.

16 **Multiplying by 11 with Carry:**
When middle sum >= 10, carry 1 to the hundreds place.
Example: 78 * 11 → 7 + 8 = 15 → (7+1)_5_8 = 858.
Context: Fast retail inventory checks.

17 **Multiplying by 12 (Times 10 Plus Double):**
Multiply by 10, double the original, and add them.
Example: 24 * 12 → 240 + 48 = 288.
Context: Calculating dozen-pack inventory totals.

18 **Multiplying by 15 (Add Half to Itself Times 10):**
Add half of the value to itself, then append a 0.
Example: 44 * 15 → 44 + 22 = 66 → 660.
Context: Fast overtime hourly pay calculations.

19 **Multiplying by 25 (Divide by 4 Times 100):**
Divide by 4 and append two ceros.
Example: 36 * 25 → 36 / 4 = 9 → 900.
Context: Calculating quarter-dollar totals.

20 **Doubling and Halving:**
Halve an even number while doubling the other factor to simplify.
Example: 18 * 35 = 9 * 70 = 630.
Context: Area calculation for home DIY carpeting.

Distributive Power

Multipying by near-decade numbers (9, 11, 19, 21) is always fastest via (n * 10) +/- n.

Doubling and Halving

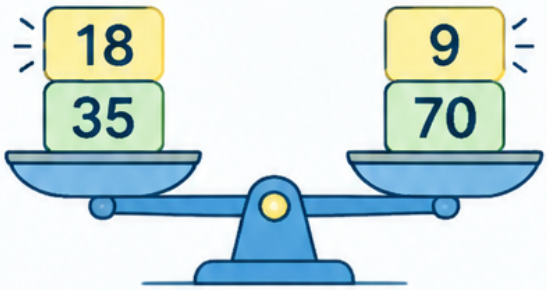

18 × 35 = 9 × 70 = 630

Steps

1. **Check Factor Evenness**
   If an even factor exists alongside an odd ending in 5, double and halve immediately.

2. **Decompose Non-Tens**
   Split 12 into (10 + 2), 15 into (10 + 5), and 9 into (10 - 1).

Practice

Practice: Compute 64 * 5

Practice: Compute 45 * 11

Quick Decision

Is one of the factors an even number paired with a factor ending in 5?

- **Yes** → Apply Doubling and Halving until one factor is a clean multiple of 10.
- **No** → Use distributive decomposition: multiply by 10 and adjust.

Squaring & Near-Base Mechanics (21-30)

Shortcuts 21 to 30: Squaring & Near-Base Mechanics

Identities such as the difference of squares and binomial expansions allow instant computation of products.

21. Squaring Numbers Ending in 5

Multiply tens digit n by (n+1), then append 25.

Example:
$65^2 \rightarrow 6 * 7 = 42 \rightarrow 4225$.

Context:
Tile surface area estimations.

22. Difference of Two Squares for Close Factors

Average the numbers, square the midpont, subtract square of offset.

Example:
$29 * 31 = (30 - 1)(30 + 1) = 30^2 - 1^2 = 900 - 1 = 899$.

Context:
Pricing pairs of neighboring dimensions.

23. Multiplying Numbers Just Over 100

Sum the excesses to find hundreds, multiply excesses for units.

Example:
$104 * 107 \rightarrow 100 + (4 + 7) = 111$,
$4 * 7 = 28 \rightarrow 11128$.

Context:
Currency exchange calculations.

24. Multiplying Numbers Just Under 100

Subtract total deficits from 100, append product of deficits.

Example:
$96 * 97 \rightarrow$ Deficits 4 and 3;
$100 - (4 + 3) = 93$;
$4 * 3 = 12 \rightarrow 9312$.

Context:
Wholesale discount bulk pricing.

25. Squaring Numbers in the 50s

Adh units digit to 25, then append square of units digit (as 2 digits).

Example:
$54^2 \rightarrow 25 + 4 = 29$;
$4^2 = 16 \rightarrow 2916$.

Context:
Statistical standard deviation checks.

Near-Base & Squaring

26. Squaring Numbers n the 40s

Subtract deficiency from 50 from 25, append deficiency squared.

Example:
$47^2 \rightarrow$ Deficiency 3;
$25 - 3 = 22$; $3^2 = 09 \rightarrow 2209$.

Context:
Quick physics energy approximations.

27. Multiplying When Tens Match and Units Add to 10

Multiply tens by (tens + 1), append product of units.

Example:
$43 * 47 \rightarrow 4 * 5 = 20$;
$3 * 7 = 21 \rightarrow 2021$.

Context:
Standardized test arithmetic questions.

28. Squaring via Algebraic Identity $(a+b)^2$

Expand as $a^2 + 2ab + b^2$.

Example:
$32^2 = (30 + 2)^2 =$
$900 + 120 + 4 = 1024$.

Context:
Geometry hypotenuse estimations.

29. Near-1000 Cross-Multiplication

Base 1000 sum of offsets phis product of offsets.

Example:
$1003 * 1005 \rightarrow 1000 + (3 + 5) = 1008$; $3 * 5 = 015 \rightarrow 1008015$.

Context:
High-precision engineering conversions.

30. Subtraction from 1000 (All from 9, Last from 10)

Subtract every digit from 9, last nonzero digit from 10.

Example:
$1000 - 643 \rightarrow (9-6)=3$,
$(9-4)\ 5$, $(10-3)=7 \rightarrow 357$.

Context:
Cash change calculation for a $10.00 bill.

Difference of Squares: $(a - b)(a + b) = a^2 - b^2$

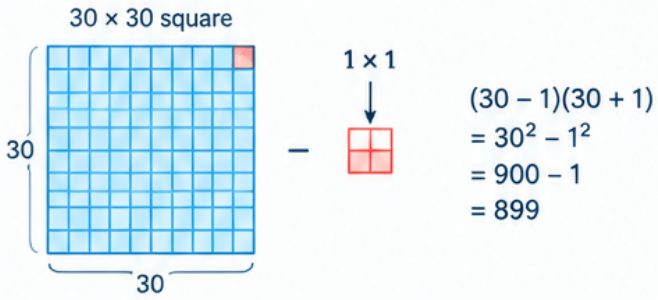

Do the operands flank a clean round midpoint equally?

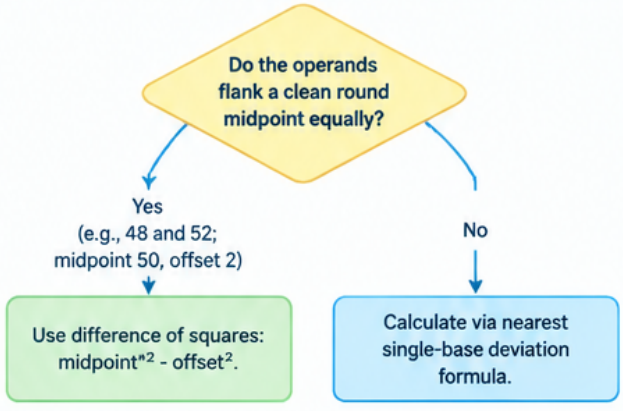

Two-Digit Offset Padding
When squaring or cross-multiplying base-100 numbers, always format product offsets as two digits (e.g, $3^2 = 09$).

Steps

1. **Identify Reference Base**
   Check if operands sit near 50, 100, or 1000.
2. **Isolate Offsets**
   Determine deviation above or below base, apply the matching binomial shortcut.

Practice

Compute 85^2

Compute $95 * 98$

Fractions & Quick Estimation (31-40)

Shortcuts 31 to 40: Fractions, Estimation & Proportions

Rational arithmetic shortcuts eliminate manual common denominators in time-sensitive checks.

31. Butterfly Addition for Fractions

Cross-multiply numerators and denominators to get new numerator, multiply denominators.

Example: 2/3 + 1/5 → (2*5 + 1*3) / (3*5) = 13/15.

Context: Cooking recipe scaling.

32. Butterfly Subtraction

Cross-multiply and subtract numerators over denominator product.

Example: 3/4 - 2/7 → (21 - 8) / 28 = 13/28.

Context: Comparing fractional stock portfolio changes.

33. Comparing Fraction Sizes Crosswise

Cross-multiply numerators with opposite denominators to test relative size.

Example: Compare 5/8 and 7/11 → 5*11 = 55 vs 8*7 = 56; since 56 > 55, 7/11 > 5/8.

Context: Evaluating unit loan rates.

34. Unit Fraction Sums (1/a + 1/b)

Sum divided by product: (a+b)/(a*b).

Example: 1/4 + 1/6 → (4+6)/(4*6) = 10/24 = 5/12.

Context: Combined parallel resistance or pipe filling times.

35. Converting 1/8 Multiples

Memorize 1/8 = 0.125; multiply 12.5% by the numerator.

Example: 3/8 → 3 * 0.125 = 0.375.

Context: Carpentry and socket wrench measurement conversions.

36. Rule of 72 for Compound Growth

Divide 72 by interest rate to find years to double money.

Example: 72 / 6% = 12 years to double investment.

Context: Personal retirement planning.

37. Rule of 115 for Money Tripling

Divide 115 by interest rate to find years to triple.

Example: 115 / 8% → 14.375 years.

Context: Long-term college fund forecasting.

38. Unit Price Comparsion per 100g

Divide price by total grams, multiply by 100 mentally.

Example: $4.50 for 300g → $1.50 per 100g.

Context: Grocery store price optimization.

39. Quick Decimal to Fraction for Repeats

Place repeating decimal over equal count of 9s.

Example: 0.4545... → 45/99 = 5/11.

Context: Converting electronic scale ousputs.

40. Golden Ratio Scaling (Rough km to Miles via Filbonaci)

Use adjcent Fibonacii numbers to convert miles to km (5 mi approx 8 km).

Example: 55 mph → 89 km/h.

Context: International speed limit conversions.

The Butterfly Method

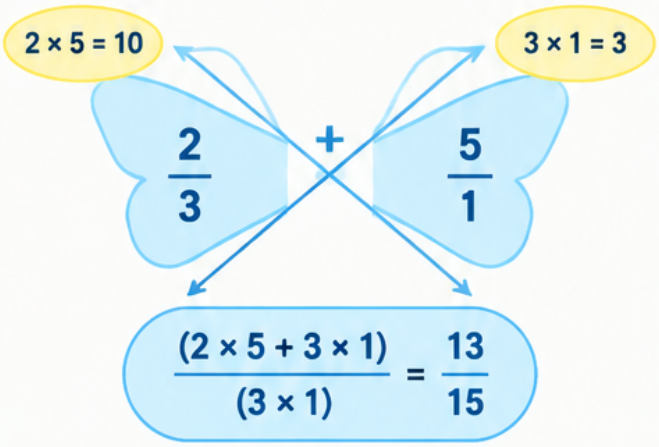

Cross-Multiplication Check

When using the butterfly method, always check if the final fraction can be simplified by common factors.

1. **Cross-Multiply Across Diagonal**
   Multiply numerator 1 by denominator 2, and numerator 2 by denominator 1.
2. **Combine Numerators**
   Add or subtract the cross-products; multiply bottom denominators directly.

Practice

Practice: Evaluate 3/5 + 1/4

Practice: Years to double at 9% interest

Are the fraction numerators both 1?

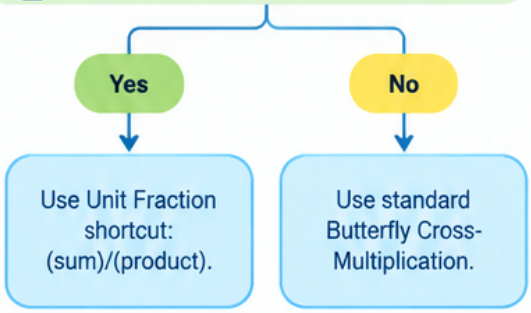

Addition, Subtraction & Sanity Checks (41–50)

Shortcuts 41 to 50: Addition, Subtraction & Sanity Checks

Core addition, subtraction, and verification heuristics prevent arithmetic slips in daily tasks.

41 Left-to-Right Addition

Add highest place values first, then append lower values.

Example: 456 + 328 -> (400+300) + (50+20) + (6+8) = 700 + 70 + 14 = 784.

Context: Tallying monthly utilities.

42 Subtraction by Adding Up

Count up from subtrahend to nearest round benchmark, then to minuend.

Example: 82 - 37 -> 37 to 40 (+3), 40 to 80 (+40), 80 to 82 (+2); total = 45.

Context: Cashier change transactions.

43 Compensation in Addition

Round one number up to nearest 10, then subtract extra added.

Example: 67 + 29 -> 67 + 30 - 1 = 96.

Context: Adding price tags ending in .99.

44 Constant Difference Subtraction

Shift both numbers equally to eliminate borrowing.

Example: 73 - 38 -> add 2 to both -> 75 - 40 = 35.

Context: Age difference calculations.

45 Casting Out Nines (Sanity Check)

Sum digits iteratively, product sum must equal sum of digit sums.

Example: 13 * 12 = 156 -> (1+3)*(1+2)=4*3=12->3; 1+5=6=12->3 (Valid).

Context: Checking long written homework calculations.

46 Divisibility by 3 and 9

Number is divisible by 3 or 9 if the sum of its digits is divisible by 3 or 9.

Example: 486 -> 4+8+6=18; 18 divisible by 9 and 3.

Context: Splitting restaurant checks equally.

47 Divisibility by 4 Check

If last two digits form a number divisible by 4, the entire number is.

Example: 3,524 -> 24 is divisible by 4, so 3,524 is.

Context: Leap year and scheduling checks.

48 Divisibility by 6

Number must be even and digit sum must be divisible by 3.

Example: 732 -> even, 7+3+2=12 (divisible by 3), so divisible by 6.

Context: Packing items into 6-pack containers.

49 Divisibility by 7 Shortcut

Double the last digit and subtract from remaining number, check if divisible by 7.

Example: 343 -> 34 - (3*2) = 28 (divisible by 7).

Context: Day-of-week calendar calculations.

50 Divisibility by 11 Alternating Sum

Alternating sum of digits must equal 0 or multiple of 11.

Example: 91839 -> (9 - 1 + 8 - 3 + 9) = 22 (divisible by 11).

Context: Financial ISBN and routing number validation.

Left-to-Right Addition Place Value Breakdown

	Hundreds	Tens	Ones
	4	5	6
+	3	2	8
	7	8	4

1. Add highest place values: 400 + 300 = 700
2. Add tens: 50 + 20 = 70
3. Add ones: 6 + 8 = 14

700 + 70 + 14 = 784

Casting Out Nines Digit Root Verification

Number	Digit Sum	Digital Root
13 × 12 = 156	1+3=4, 1+2=3 4*3=12 -> 3	3
156 (result)	1+5+6=12 -> 3	3
Match	✓ Valid	

Verification Reflex

Always run a divisibility or digital root sanity check when calculating financial totals under pressure.

Quick Checklist

- [ ] Review key shortcuts (41-50).
- [ ] Check for common arithmetic errors.
- [ ] Verify with a divisibility or digit root check.
- [ ] Confirm units and context (e.g., money, dates).
- [ ] Keep a simple written record of steps.

Self-Test

Practice: Test divisibility of 8,532 by 9

Practice: Calculate 94 - 48 via Constant Difference

Quick Steps to Apply

1. **Check Parity & End Digits** Inspect last digit for factors of 2, 5, or 10.
2. **Sum Digits** Calculate digit sum to verify divisibility by 3, 9, or apply casting out nines.

Divisibility Testing Decision Flowchart

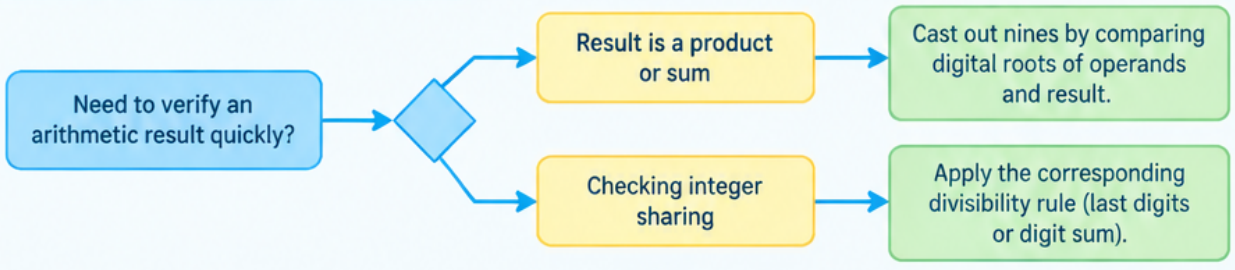

50 Mental Math Shortcuts & Rapid Heuristics: Foundations & Multiplications

Visual Index & Mental Calculation System Overview

Mental math relies on structural properties of real numbers: commutativity, distributivity, factoring, and modular baselines. By converting awkward multi-step arithmetic into equivalent friendly fractions or round ten-complements, you can compute solutions in seconds without pen and paper.

- **Commutative property:** a * b = b * a enables switching percentage bases.
- **Distributive property:** a * (b + c) = ab + ac enables splitting numbers into round sums.
- **Difference of squares:** (a + b)(a - b) = a^2 - b^2 simplifies balanced adjacent multiplication.

Core Calculation Principle

Always look for benchmark numbers (10, 50, 100, 1,000) or clean unit fractions before performing standard column algorithms.

Shortcuts 1 to 10: Foundational Multiplications & Baseline Splits

Master rapid baseline heuristics for multiplying by common numbers, squaring, and balancing adjacent pairs.

1. Multiply by 5

Halve the number, then multiply by 10 (or append 0).

Example: 64 * 5 = (64 / 2) * 10 = 320.

Application: Pricing 5 uniform items at $64 each.

2. Multiply by 25

Divide by 4, then multiply by 100.

Example: 48 * 25 = (48 / 4) * 100 = 1,200.

Application: Ordering 25 packages priced at $48 each.

3. Multiply by 50

Halve the number, then multiply by 100.

Example: 86 * 50 = (86 / 2) * 100 = 4,300.

Application: Counting 50 utility bags weighing 86 lbs.

4. Multiply by 125

Divide by 8, then multiply by 1,000.

Example: 72 * 125 = (72 / 2) * 1,000 = 9,000.

Application: Calculating mass of 125 components at 72 g each.

5. Multiply by 9

Multiply by 10 and subtract original number.

Example: 47 * 9 = 470 - 47 = 423.

Application: Buying 9 movie tickets at $47 total package rate.

6. Multiply by 11 (2-digit)

Sum the two digits and place the sum in the middle.

Example: 35 * 11 -> 3_(3+5)_5 = 385.

Application: 11 shifts worked at $35 per shift.

7. Multiply by 15

Add half of the number to itself, then multiply by 10.

Example: 44 * 15 = (44 + 22) * 10 = 660.

Application: Estimating labor costs for 15 hours at $44/hr.

8. Square numbers ending in 5

Multiply tens digit n by (n + 1), append 25.

Example: 65^2 -> 6 * 7 = 42 -> 4,225.

Application: Flooring area for a 65 ft square warehouse room.

9. Difference of squares for balanced pairs

$(x - d)(x + d) = x^0 - d^2$.

Example: 29 * 31 = 30^2 - 1^2 = 899.

Application: Evaluating bulk product dimensions of 29 by 31 units.

10. Double and halve

Halve the even factor, double the other.

Example: 18 * 35 = 9 * 70 = 630.

Application: Calculating square yardage for an 18 x 35 ft patio.

Double and Halve Rule

Whenever one factor ends in 5 and the other is even, doubling and halving immediately cretes a round multiple of 10.

50 Mental Math Shortcuts

Shortcuts 11 to 20: Advanced Multiplications & Cross-Products

Expand mental multiplication into two-digit expansions, modular bases, and near-hundred boundaries.

11. Multiplying two numbers just over 100

(100 + a)(100 + b) = 100 + a + b | (a * b).

Example: 104 * 107 -> 100 + 4 + 7 = 111, 4 * 7 = 28 -> 11,128.

Application: Calculating compuunded 104% on a $107 invoice.

12. Multiplying two numbers just under 100

Deficits d1 and d2; subtract d2 from frist numher, append d1 * d2.

Example: 96 * 97 -> 96 - 3 = 93, 4 * 3 = 12 -> 9,312.

Application: Surface inventory on 96 crates with 97 items each.

13. Multiply by 99

Multiply by 100 and subtract the number.

Example: 38 * 99 = 3,800 - 38 = 3,762.

Application: Purchasing 99 software licenses at $38/seat.

14. Multiply by 101

Write two-digit number twice.

Example: 54 * 101 = 5,454.

Application: 101 subscriptions billed at $54 each.

15. Two-digit numbers with same tens digit and units adding to 10

Tens n (In + 1), appemt product of units.

Example: 43 * 47 -> 4 * 5 = 20, 3 * 7 = 21 -> 2,021.

Application: Multiplying 43 crates by 47 units.

16. Multiply by 19

Multiply by 20 and subtract original number.

Example: 24 * 19 = 480 - 24 = 456.

Application: Fuel consumption across 19 fleet vehicles running 24 miles.

17. Multiply by 45

Multiply by 90 and halve.

Example: 16 * 45 = (16 * 90) / 2 = 1,440 / 2 = 720.

Application: 16 employees working 45 minutes each.

18. Multiply by 1.5

Add half the original number.

Example: $68 * 1.5 = 68 + 34 = $102.

Application: Overtime hourly wage estimation on a $68 base rate.

19. Multiply by 2.5

Multiply by 10 and divide by 4.

Example: 36 * 2.5 = 360 / 4 = 90.

Application: Scaling a commercial culinary recipe by 2.5x.

20. Square two-digit numbers ic

25 + units digit, then append units squared.

Example: 54^2 -> 25 + 4 = 29, 4^2 = 16 -> 2,916.

Application: Floor layut area for a 54-meter pavilion.

50 Mental Math Shortcuts:
Percentages, Fractions & Operational Heuristics

Shortcuts 21 to 30:
Percentages, & Commercial Heuristics

Percentages represent ratios out of 100 and obey full commutative and distributive symmetry.

21 Percentage-Swap Commutative
Shortcut: x% of y = y% of x.
Example: 16% of 75 = 75% of 16 = (3/4) * 16 = 12.
Application: Calculating 16% discount on a $75 department store coat.

22 48% off $25:
Swap to 25% of $48 = $48 / 4 = $12 saved; item is $36.
Application: Clearance tag evaluation in retail shopping.

23 15% Tip Rule:
Find 10% (shift decimal), add half of that amount. **Example:** 15% of $64 = $6.40 + $3.20 = $9.60.
Application: Rapid tipping at dining venues.

24 20% Tip Rule:
Shift decimal left one place and double.
Example: 20% of $85 = $8.50 * 2 = $17.00.
Application: Service tipping on group dinner tabs.

25 5% Sales Tax:
Take 10% and divide by 2.
Example: 5% of $140 = $14 / 2 = $7.
Application: Estimating municipal sales tax on building materials.

26 1% and 0.1% Micro-Percentages:
Shift decimal point left two places (1%) or three places (0.1%).
Example: 1% of $3,450 = $34.50.
Application: Estimating financial transaction fees.

27 33.3% Breakdown:
Divide quantity directly by 3.
Example: 33.3% of $270 = 270 / 3 = $90.
Application: Splitting joint utility expenses across three roommates.

28 12.5% Benchmark:
Divide quantity directly by 8.
Example: 12.5% of 6640 = $640 / 8 = $80.
Application: Computing equity share dilution of 1/8th of equity.

29 Combine Compound Sales Discounts:
20% off then 10% off is 1 - (0.8 * 0.9) = 28% total discount. **Example:** $100 → $80 → $72.
Application: Assessing layered promotional coupons.

30 Rapid Markup from Cost to 20% Margin:
Divide cost by 0.8 (or multiply cost by 1.25).
Example: $80 cost / 0.8 = $100 retail price.
Application: Retail inventory pricing.

Percentage Commutativity Identity
Because x% of y = (x * y) / 100 and y% of x = (y * y) / 100, the two operations are always algebraically identical. Choose the orientation with the easier fraction.

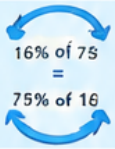

Shortcuts 31 to 40:
Rapid Division, Fractions & Reciprocals

Simplify division problems by multiplying dividends and divisors by matching scaling factors.

31 Divide by 5:
Double the number, then divide by 10 (shift decimal left).
Example: 230 / 5 = 460 / 10 = 46.
Application: Splitting fuel costs among 5 travel companions.

32 Divide by 25:
Multiply by 4, then divide by 100.
Example: 650 / 25 = (650 * 4) / 100 = 2,600 / 100 = 26.
Application: Packaging 650 bulk screws into packs of 25.

33 Divide by 50:
Multiply by 2, then divide by 100.
Example: 1,450 / 50 = 2,900 / 100 = 29.
Application: Allocating 1,450 student seats into 50 auditoriums.

34 Divide by 125:
Multiply by 8, then divide by 1,000.
Example: 3,000 / 125 = 24,000 / 1,000 = 24.
Application: Shipping container freight allotments.

35 Rapid Markup from Cost to Fractions:
a/b + c/d = a/b + c/b * 0.8 (or multiply cost by 1.25).
Example: $20 + 1/5 = (10 + 3) / 15 = 13/15.
Application: Combining partial dry ingredients in baking.

36 Butterfly Method for Comparing Fractions:
Compare a * d and b * c.
Example: 5/8 vs 7/11 → 5 * 11 = 55, 8 * 7 = 56; 7/11 is greater.
Application: Selecting superior bulk procurement pricing.

37 Division by Halving Iteratively:
Divide by 4 or 8 by halving consecutively 2 or 3 times.
Example: 216 / 8 → 108 → 54 → 27.
Application: Cutting a recipe into 8 equal portions.

38 Splitting the Numerator:
(a + b) / c = a/c + b/c
Example: 432 / 4 = (400 / 4) + 32 / 4) = 100 + 8 = 108.
Application: Reconciling equal monthly billing payments.

39 Unit Fraction Subtraction:
1 - a/b = (b - a)/b.
Example: 1 - 7/12 = 5/12.
Application: Determining remaining project timeline from completion fraction.

40 Divisibility Heuristics for 3 and 9:
Sum digits; if sum is divisible by 3 or 9, original number is too.
Example: 4,122 → 4+1+2+2 = 9.
Application: Quality control batch sorting.

Estimator's Golden Rule
In fast mental decision-making, an immediate estimate within 2% is far more actionable than a delayed paper-and-pencil computation.

Shortcuts 41 to 50:
Additive, Subtractive & Estimation Heuristics

Refine daily operational calculations including cash transactions, conversions, and mental estimations.

41 Subtraction from 1,000 / All from 9 and Last from 10:
Subtract every digit from 9, last nonzero digit from 10.
Example: 1,000 - 643 → 9-6=3, 9-4=5, 10-3 =7 → 357.
Application: Cash register change calculation from a $1,000 voucher.

42 Left-to-Right Addition:
Add hundreds first, then tens, then units.
Example: 456 + 278 = (400+200) + (50+70) + (6+8) = 600 + 120 + 14 = 734.
Application: Running tally of grocery cart totals.

43 Compensation in Addition:
Round to clean ten, then subtract added buffer.
Example: 347 + 98 = 347 + 100 - 2 = 445.
Application: Adding bill expenses ending in 98 cents.

44 Compensation in Subtraction:
Subtract clean ten, then add back buffer.
Example: 563 - 197 = 563 - 200 + 3 = 366.
Application: Calculating account balances after card debit.

45 Rule of 72 for Compound Growth:
Years to double money = 72 / annual interest rate.
Example: At 6% return, doubling time = 72 / 6 = 12 years.
Application: Retirement investment portfolio projection.

46 Metric-Imperial Distance Approximation:
Miles to km = multiply by 1.6 (add half plus 10%).
Example: 40 miles → 40 + 20 + 4 = 64 km.
Application: International navigation and road trip planning.

47 Kilograms to Pounds Conversion:
Double the kg amount and add 10%.
Example: 70 kg → 140 + 14 = 154 lbs.
Application: Checking airline luggage weight limits.

48 Celsius to Fahrenheit Quick Estimate:
Double Celsius value and add 30.
Example: 22 C → (22 * 2) + 30 = 74 F (exact is 71.6 F).
Application: Weather temperature estimation while traveling.

49 Rule of 110 for Division Estimation:
Dividing by 9 is roughly equal to multiplying by 11 and dropping two places.
Example: 70 / 9 → 70 * 11 = 770 → 7.77.
Application: Splitting costs across 9 participants.

50 Rounding and Perturbation for Complex Multiplications:
Compute nearest round base and adjust error margin.
Example: 19 * 42 = (20 * 42) - 42 = 880 - 42 = 798.
Application: Square footage assessment for construction tiling.

Estimator's Golden Rule
In fast mental decision-making, an immediate estimate within 2% is far more actionable than a delayed paper-and-pencil computation.

Mental Calculation Mastery Workflow & Timed Practice Ledger

Step-by-Step Mastery Workflow & Practice Ledger

Follow this 4-step workflow to internalize mental shortcuts, and record timed practice rounds using the interactive ledger below.

1 Analyze Structural Match



Inspect the numbers to identify underlying algebraic structure: ends in 5, close to 100, awkward percentage with friendly target, or symmetric distance from a round number.

2 Select Heuristic Rule

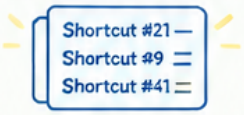

Choose the optimal shortcut rule from the catalog of 50 (e.g., percentage swap, difference of squares, or division by doubling).

3 Compute Intermediate Base



Perform the single simplified calculation mentally (e.g., divide by 4 or multiply round decade).

4 Apply Compensation Factor



Add, subtract, or place decimal point to reach final exact answer, verifying reasonableness against ballpark magnitude.

Session Date & Heuristic Shortcut Tested (e.g., Shortcut #21 Commutative % Swap)

Trial Calculation 1: Input Expression, Mental Substitution, and Final Result

Trial Calculation 2: Input Expression, Mental Substitution, and Final Result

Personal Calculation Speed (Seconds) & Mental Friction Notes

Which mental math branch should you activate for the given problem?

1 Problem contains awkward percentage (e.g. 16% of 75)



Use Shortcut 21 (Percentage Swap) to flip values: calculate 75% of 16 = 12.

2 Problem involves multiplying by 5, 25, or 50

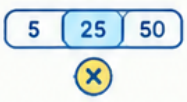

Scale by power of 10 and divide by 2, 4, or 2 (Shortcuts 1-3).

3 Problem involves two numbers flanking a clean round decade



Use Difference of Squares Shortcut 9: $(x-d)(x+d) = x^2 - d^2$.

4 Problem involves multi-digit subtraction from 1,000



Apply Vedic rule from Shortcut 41: all digits from 9, terminal unit from 10.

Mental Math: Base 100 Multiplication

Mental Math Heuristic Guide: Multiplication Near Base 100

Multiplying two numbers situated closely below or above 100 can be executed instantly in your head by calculating their algebraic deviations from base 100. Rather than calculating full multi-digit standard algorithm products, determine how far each factor sits from 100, add the cross-deviations to establish the leading hundreds digits, and multiply the deviations directly to yield the trailing two digits.

1. Select the primary working base: Base = 100.
2. Calculate the signed deviation of each factor: d1 = A - 100, d2 = B = 100.
3. Compute the prefix sum: Prefix = A + d2 = B + d1.
4. Compute the suffix product: Suffix = d1 * d2.
5. Format the suffix strictly as two digits: prefix * 100 + suffix.

Leading Zero Requirement for Single-Digit Products

Because the calculation operates in Base 100, the deviation prodcut must occupy exactly two decimal places. If multiplying deviations produces a single-digit integer such as 6 (from -2 * -3), format the trailing suffix as '06'.

96 × 97

96
d1 = 96 - 100
= -4

97
d2 = 97 - 100
= -3

The Base 100 Method

Cross-Subtraction (leading digits)
96 - 3 = 93

Multiply Deviations (trailing digits)
(-4) × (-3) = 12

Final Product
9,312

1. **Step 1: Compute Deviations**
For 96 * 97, evaluate the distance of each factor from 100:
96 - 100 = -4, and
97 - 100 = -3.

2. **Step 2: Cross-Adjust for Leading Digits**
Combine either factor with the alternate deviation:
96 + (-3) = 93
(or identically, 97 + (-4) = 93).
This produces 93 hundreds (9,300).

3. **Step 3: Multiply Deviations for Trailing Digits**
Multiply the two deviations together: (-4) * (-3) = +12.

4. **Step 4: Combine the Segments**
Concatenate the hundreds prefix with the two-digit suffix:
93 hundreds plus 12 equals 9,312.

Both factors below 100 (e.g., 94 * 98) or both above 100 (e.g., 104 * 106)

Deviations share identical signs. Multiply the deviations directly to obtain a positive product, then place directly into the trailing twe-digit position.

One factor above 100 and one factor below 000 (e.g., 105 * 96)

Deviations have opposite signs yielding a negative product. Subtract the deviation prodcut from the prefix hundreds valve (e.g., 105 - 4 = 101 hundreds = 10,100; (+5) * (-4) = -20, 10,100 - 20 = 10,080).

Everyday Application: Bulk Inventory Costing

Practical calculation workflows require rapid estimation when purchasing or auditing wholesale items sold in nominal 100-count master packs. When purchasing 96 cartons priced at $97 per wholesale lot, avoid pencil-and-paper latency or calculator dependence by applying the base 100 deviation technique directly in real time.

- **Retail audit:** 96 units at $97 yields exactly $9,312.
- **School supply ordering:** 98 student kits at $95 = (98 - 5 = 93) with (-2 * -5 = 10) -> $9,310.
- **Event catering:** 95 place settings at $92 = (95 - 8 = 87) with (-5 * -8 = 40) -> $8,740.

96 × 97 = 9,312



Practical Rounding Check

Always run a mental beundary check: 96 * 97 must sit just below 100 * 100 = 10,000. An answer of 9,312 aligns with the expected subtraction of approximately 7 hundreds.

Practice & Real-World Application Worksheet



Practice Worksheet: Base 100 Mental Calculations

Test your mental speed and mastery using the structured calculation lines below. Compute the deviations mentally, record the prefix and suffix, and write the final verified total.

- Keep scratch work strictly mental.
- Ensure deviations are recorded with correct positive/negative signs.
- Verify your answer against standard column multiplication after completion.

Problem 1: 94 x 98 (Deviations: -6, -2) -> Prefix: ___, Suffix: ___ -> Final Product:

_____

Problem 2: 91 x 96 (Deviations: -9, -4) -> Prefix: ___, Suffix: ___ -> Final Product:

_____

Problem 3: 103 x 108 (Deviations: +3, +8) -> Prefix: ___, Suffix: ___ -> Final Product:

_____

Problem 4: 95 x 104 (Deviations: -5, +4) -> Prefix: ___, Difference: ___ -> Final Product:

_____

50 Mental Math Shortcuts

Cover & Foundational Overview

Mental Math Mastery: Core Foundations & User Guide

This manual provides 50 mathematically verified speed heuristics designed for students, parents, and tutors. Mental calculation reduces cognitive load by transforming multi-step column arithmetic into decomposed, left-to-right number sense operations.

Key Foundations

- Read problems left to right to build running totals rather than working backwards with carries.
- Use anchor bases (powers of 10 or multiples of 25 and 50) to simplify distances and differences.
- Apply the associative and distributive properties to break rigid numbers into comfortable mental components.

Tutor Practice Recommendation

Focus on 3 to 5 shortcuts per study session. Master mental decomposition and verify answers using paper only after verbalizing each step.

Subtraction from Base Numbers: All from 9 and Last from 10

When subtracting a number from a power of 10 (such as 100, 1,000, or 10,000), eliminate cascading column borrowing. Subtract every non-zero leading digit from 9, and subtract the final non-zero unit digit from 10.

Key Points

- **Rule:** For base 10^n - K, apply (9 - d) for leading digits and (10 - d) for the units place.
- **Worked Example:** 1,000 - 364 -> Calcalate 9 - 3 = 6, 9 - 6 = 3, and 10 - 4 = 6 to yield 636.
- **Application:** Making exact change at a retail register from a $10, $100, or $1,000 bill instantly without scratch paper.

Traversing Trailing Zeros

If the subtrahend ends in zeros, leave them intact. Apply 10 to the last non-zero digit: for 1,000 - 480, compute 9 - 4 = 5, 10 - 8 = 2, append 0 -> 520.

Step-by-Step Application

1. **Step 1: Identify Base and Digits**
   Verify the minuend is a clean power of 10 (e.g., 1,000) and identify the digits of the subtrahend (e.g., 364).
2. **Step 2: Leading Digits from 9**
   Take each digit except the last non-zero digit and subtract it from 9: 9 - 3 = 6, 9 - 6 = 3.
3. **Step 3: Final Unit Digit from 10**
   Take the last non-zero digit and subtract it from 10: 10 - 4 = 6. Concatenate left-to-right to produce 636.

Heuristics 1 to 12: Addition & Subtraction

Heuristics 1 to 12: Addition and Subtraction Shortcuts

Master rapid mental addition and subtraction using complementary pairs, compensation, and chunking.

1 Compensation Addition

For 87 + 59, add 60 to 87 (147) and subtract 1 (146).

87 + 59 → 87 + 60 = 147 → 146

Practical use:
Rapid cash register checkout totals.

2 Left-to-Right Addition

For 456 + 328, compute 400 + 300 = 700, 50 + 20 = 70, 6 + 8 = 14, yielding 784.

400 + 300 = 700
50 + 20 = 70
6 + 8 = 14
} → 784

Practical use:
Mental mileage log summation.

3 Complement Pairing to 100

Group numbers summing to 100 (e.g., 34 + 66, 28 + 72) first in multi-item lists.

34 + 66 = 100
28 + 72 = 100



Practical use:
Quick grocery basket cost aggregation.

4 Subtraction by Addition

For 83 - 37, count from 37 to 40 (+3), 40 to 80 (+40), 80 to 83 (+3) = 46.

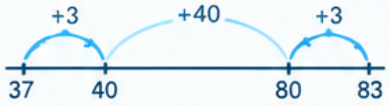

Practical use:
Calculating elapsed clock minutes.

5 Balancing Subtraction

For 142 - 89, add 11 to both terms to get 153 - 100 = 53.

142 - 89 → 153 - 100 = 53

Practical use:
Inventory reduction tracking.

6 Subtraction from Base 10^n

Apply 'All from 9, last from 10' for 10,000 - 4,827: 9-4=5, 9-8=1, 9-2=7, 10-7=3 -> 5,173.

5 1 7 3

10,000 - 4,827 = 5,173

Practical use:
Bank balance drawdowns.

7 Repeated Adding of Doubles

Compute 48 + 49 as 48 * 2 + 1 = 97.

48 + 49 → 48 × 2 + 1 = 97

Practical use:
Splitting dual meal receipts.

8 Round and Offset Subtraction

For 523 - 198, subtract 200 (323) and add back 2 (325).

523 - 198 → 523 - 200 = 323 → (+2) → 325

Practical use:
Checking fuel tank mileage drop.

9 Split-and-Add Decimals

For 6.75 + 4.85, add 6 + 4 = 10 and 0.75 + 0.85 = 1.60 -> 11.60.

6 + 4 = 10
0.75 + 0.85 = 1.60
} → 11.60

Practical use:
Splitting dinner bills with tips.

10 Bridging Multiples of 10

For 68 + 27, push 2 to 68 to reach 70, then add 25 = 95.

68 + 27 → 70 + 25 = 95

Practical use:
Point scoring in sports leagues.

11 Symmetrical Difference

For (50 + a) - (50 - a) = 2a; e.g., 54 - 46 = 8.

(50 + a) - (50 - a) → 2a

e.g., 54 - 46 = 8

Practical use:
Quality control deviation bounds.

12 Sum of Consecutive Natural Numbers

Sum 1 to n via n*(n+1)/2; e.g., 1 to 20 = 20*21/2 = 210.

$\frac{n \times (n+1)}{2}$ → 210

1 to 20 = 20 × 21 /2 = 210

Practical use:
Calculating cumulative tiered task durations.

Heuristics 13 to 26: Multiplication Acceleration

These heuristics bypass standard paper multipilcation tables using algebraic identities and factor decomposition.

13 Multiplying by 11 (Two Digits)

For 45 * 11, add digits 4 + 5 = 9, place between → 495.

4 5
4 + 5 = 9
495

45 × 11 = 495

Practical use: Estimating short-term weekly pay.

14 Multiplying by 11 (Multi-Digit)

For 253 * 11, write 2, (2+5=7), (5+3=8), 3 → 2,783.

2 5 3
2 7 8
2,783

253 × 11 = 2,783

Practical use: Bulk supply order estimations.

15 Multiplying by 5

Multiply by 10 and halve; e.g., 86 * 5 = 860 / 2 = 430.

86 × 10 = 860
÷ 2
430

86 × 5 = 430

Practical use: Converting 5-day work week mertics.

16 Multiplying by 25

Multiply by 100 and divide by 4; e.g., 68 * 25 = 6,800 / 4 = 1,700.

68 × 100 = 6,800
÷ 4
1,700

68 × 25 = 1,700

Practical use: Quarter-dollar coin count conversions.

17 Multiplying by 50

Multiply by 100 and halve; e.g., 74 * 50 = 7,400 / 2 = 3,700.

74 × 100 = 7,400
÷ 2
3,700

74 × 50 = 3,700

Practical use: Half-dollar bulk pricing calculations.

18 Multiplying by 12

Multiply by 10 and add the double; e.g., 34 * 12 = 340 + 68 = 408.

34 × 10 = 340
+ 2 × 34 = 68
408

34 × 12 = 408

Practical use: Annualising monthly expense subscriptions.

19 Squaring Numbers Ending in 5

For 65^2, multiply tens digit by next integer (6*7=42) and append 25 → 4,225.

6 × 7 = 42
→ 4,225

65^2 = 4,225

Practical use: Carpet square foetage estimations.

20 Difference of Squares

For 42 * 38 = (40 + 2)(40 - 2) = 1600 - 4 = 1596.

(40 + 2)(40 - 2)
= 40^2 - 2^2
= 1600 - 4
= 1,596

42 × 38 = 1,596

Practical use: Rapid dimension changes in floor plans.

21 Multiplying Near 100 (Below)

For 96 * 94, defs -4 and -6; 96 - 6 = 90, (-4)*(-6) = 24 → 9,024.

96 - 6 = 90
(-4) × (-6) = 24
9,024

96 × 94 = 9,024

Practical use: Calculating bulk unit wholesale prices.

22 Multiplying Near 100 (Above)

For 104 * 107, sum excesses (4+7=11 → 111) and multiply excesses (4*7=28) → 11,128.

4 + 7 = 11
4 × 7 = 28
11,128

104 × 107 = 11,128

Practical use: Compound interest base estimation.

23 Double and Halve

For 16 * 35, halve 16 to 8 and double 35 to 70; 8 * 70 = 560.

16 → 8 (halve)
35 → 70 (double)
8 × 70 = 560

16 × 35 = 560

Practical use: Recipe batch scaling.

24 Multiplying by 9

Multiply by 10 and subtract original; e.g., 73 * 9 = 730 - 73 = 657.

73 × 10 = 730
- 73
657

73 × 9 = 667

Practical use: Buying items at a $9 discount.

25 Multiplying by 99

Multiply by 100 and subtract original; e.g., 46 * 99 = 4,600 - 46 = 4,554.

46 × 100 = 4,600
- 46
4,554

46 × 99 = 4,554

Practical use: Retail price calculations for $0.99 pricing.

26 Multiplying by 15

Add half the number to itself, then multiply by 10; e.g., 44 * 1.5 = 66, so 44 * 15 = 660.

44 + 22 = 66 (half)
× 10
660

44 × 15 = 660

Practical use: Estimating standard restaurant tipping totals.

Heuristics 27 to 38: Division & Ratios

Heuristics 27 to 38: Division & Ratio Shortcuts

Simplify division through fraction reduction, reciprocal multiplication, and dividend partitioning.

27. Dividing by 5

Double the number and divide by 10; e.g., 340 / 5 = 680 / 10 = 68.

Example:
340 / 5 = 680 / 10 = 68



Practical use:
Splitting costs among five travelers.

28. Dividing by 25

Multiply by 4 and divide by 100; e.g., 350 / 25 = 1,400 / 100 = 14.

Example:
350 / 25 = 1,400 / 100 = 14



Practical use:
Counting quarters in cash handling.

29. Dividing by 50

Double and divide by 100; e.g., 4,300 / 50 = 8,600 / 100 = 86.

Example:
4,300 / 50 = 8,600 / 100 = 86



Practical use:
Halving per-centum bulk unit orders.

30. Dividing by 4

Halve twice; e.g.. 328 / 4 = 164 / 2 = 82. 82.

Example:
328 / 4 = 164 / 2 = 62



Practical use:
Splitting a dinner tab among four diners.

31. Dividing by 8

Halve three times; e.g.. 520 / 8 = 260 → 130 → 65.

Example:
520 / 8 = 260 → 120 → 65



Practical use:
Dividing lumber into equal structural eighths.

32. Divisibility by 3

Sum digits; if divisible by 3, number is too; e.g., 483 → 4+8+3=15 (divisible).

Example:
483 → 4+8+3=15 (divisible)

4	8	3
4+8+3=15		

Practical use:
Checking parity in shared team rosters.

33. Divisibility by 9

Sum digits; if digits sum to 9, so does value; e.g., 738 → 7+3+8=18.

Example:
738 → 7+3+8=18

7	3	8
7+3+8=18		

Practical use:
Accounting reconciliation checksum.

34. Divisibility by 6

Check for both even parity and divisibility by 3; e.g., 516 is even and 5+1+6=12.

Example:
516 is even and 5+1+6=12

6 ✓ Even number ✓ Divisible by 3



Practical use:
Packaging items into standard six-packs.

35. Divisibility by 4

Check if last two digits are divisible by 4; e.g., 1,736 → 36 is divisible by 4.

Example:
1,736 → 36 is divisible by 4

1,736 | 36 ← last two digits



Practical use:
Leap year and calendar checks.

36. Divisibility by 11

Alternating digit difference equals 0 or multiple of 11; e.g., 9,185 → (9+8) - (1+5) = 17 - 6 = 11.

Example:
9,185 → (9+8) - (1+5) = 17 - 6 = 11

9	1	8	5
(9+8) - (1+5) = 17 - 6 = 11			



Practical use:
Validating barcodes and ISBN checks.

37. Partitioned Division

For 954 / 3, compute 900/3 + 54/3 = 300 + 18 = 318.

Example:
954 / 3 = 900/3 + 54/3 = 300 + 18 = 318

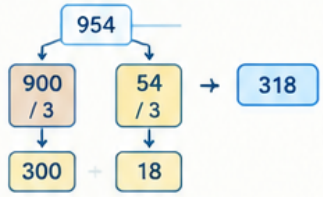



Practical use:
Budget line item department allocations.

38. Proportional Scaling

For 210 / 14, divide both by 7 to yield 30 / 2 = 15.

Example:
210 / 14 = 30 / 2 = 15





Practical use:
Simplifying engine gear ratios.

Heuristics 39 to 50:
Percentages, Fractions & Daily Estimation

Heuristics 39 to 50: Percentages, Fractions & Estimation

Master practical percentages, fraction comparison, and rapid estimations for finance and dally measurements.

39. 10% Anchor Rule

Move the decimal point one place left;
10% of $78.00 = $7.80.

10% → $78.00 → $7.80

Practical use:
Base for tip and discount calculation.

40. 1% Precision Rule

Move the decimal point two places left;
1% of $650 = $6.50.

1% → $650.00 → $6.50

Practical use:
Estimating brokerage trade fees.

41. 15% Tip Decomposition

Compute 10% plus half of that value;
15% of $64 = $6.40 + $3.20 = $9.60.

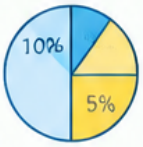

10% = $6.40
5% = $3.20
Total = $9.60

Practical use:
Restaurant gratuity.

42. 20% Doubling Rule

Compute 10% and double;
20% of $85 = $8.50 * 2 = $17.00.

10% $8.50 → (× 2) 20% $17.00

Practical use:
Quick retail clearance savings.

43. Percent Reversal Identity

x% of y = y% of x;
e.g., 16% of 50 = 50% of 16 = 8.

16% of 50 = 8 ⇄ 50% of 16 = 8

Practical use:
Simplifying awkward percentage problems.

44. 5% Rapid Rule

Find 10% and halve;
5% of $120 = $12 / 2 = $6.

10% → $12 → (÷ 2) 5% $6

Practical use:
Calculating sales tax benchmarks.

45. Butterfly Cross-Multiplication

Compare 4/7 and 5/9 by cross-multiplying:
4*9=36 vs 7*5=35; 4/7 is greater.

$\frac{4}{7} \times \frac{5}{9}$

4 * 9 = 36
7 * 5 = 35
4/7 is greater.

Practical use:
Comparing product value ratios.

46. Adding Unit Fractions

1/a + 1/b = (a+b)/(a*b);
e.g., 1/4 + 1/5 = (4+5)/(4*5) = 9/20.

$$\frac{1}{4} + \frac{1}{5} = \frac{4+5}{4*5} = \frac{9}{20}$$

Practical use:
Combining rates of shared pipe flows.

47. Rule of 72

Divide 72 by annual interest rate to find doubling years; e.g., 72 / 6% = 12 years.

72 ÷ 6% → 12 years

Practical use:
Personal retirement growth estimations.

48. Metric-Imperial Length Quick Est.

1 inch ≈ 2.5 cm, 4 inches ≈ 10 cm.

1 inch ⟷ ≈ 2.5 cm

4 inches ⟷ ≈ 10 cm

Practical use:
DIY home measurement conversions.

49. Celsius to Fahrenheii Double & Add 30

Double Celsius and add 30;
20°C * 2 + 30 = 70°F (exact 68°F).

20°C → (× 2) 40 → (+ 30) 70°F (68°F)

Practical use:
Quick travel weather translation.

50. Front-End Estimation with Clumping

For 412 + 389 + 604 + 592, clump into pairs near 800 and 1,200 ≈ 2,000.

(412 + 389 ≈ 800) + (604 + 592 ≈ 1,200)
≈ 2,000

Practical use:
Ballpark grocery and budget totals.

Mental Calculation Practice Log & Decision Matrix

Mental Math Routine & Quick Audit Worksheet

Apply heuristics in daily practice. Record calculation speed, select appropriate anchors, and record mental working paths.

- Track time spent per 5 problems to observe mental speed improvements.
- Audit arithmetic discrepancies using parity or digit-sum verification.

Verification Advice

Never erase an initial mental answer; annotate whether the heuristic failed due to carry slip or rounding drift.

Date and Practice Session Number

Target Mental Math Shortcut Applied (Number 1 to 50)

Practice Problem and Mental Decomposition Steps

Final Calculated Result and Verification Method

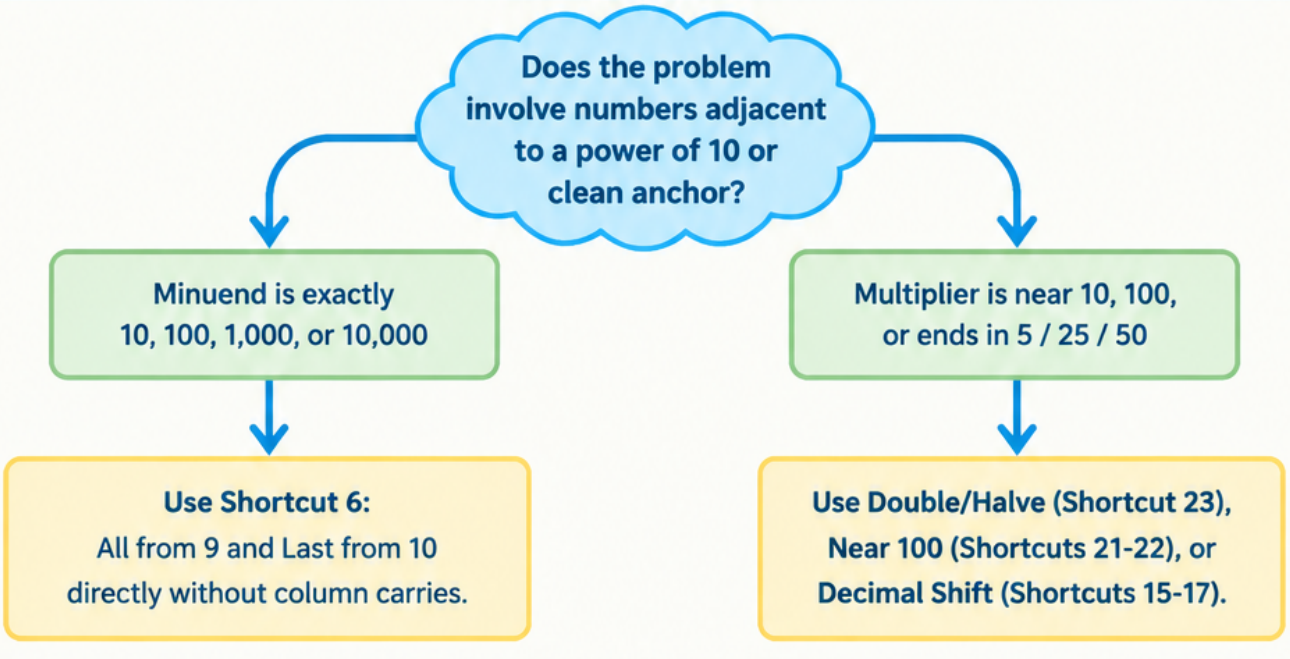

50 Mental Math Shortcuts: Architectural Framework

User Guide: Mental Calculation Architecture

Mental calculation relies on structural decomposition, algebraic identities, and base adjustments to bypass mechanical columnar arithmetic. Master each pattern through three phases: recognize the underlying structure, execute the transformed mental operation, and cross-verify using rapid parity or estimation checks.

- Reframe complex arithmetic into powers of ten, symmetric balances, and distributive chunks.
- Execute calculations left-to-right to preserve high-magnitude significant digits first.
- Verify results immediately using digital roots, parity matching, or boundary rounding.

Mental Working Memory Protocol

Do not attempt to visualize carry digits vertically. State the running intermediate sum sub-vocally as you proceed from left to right.



1 Pattern Recognition

Identify whether operands feature proximity to bases of 10, repeat digits, or reciprosal fractions.

9, 99, 102



$$\frac{1}{4} = 0.25$$

2 Algebraic Transformation

Apply the appropriate distributive, factoring, or squaring heuristic to split the problem.

Example: 98 × 47

$$\begin{aligned}&(100 - 2) \times 47\\ &= 100 \times 47 - 2 \times 47\\ &= 4700 - 94\\ &= 4606\end{aligned}$$

3 Accumulation & Sanity Check

Sam intermediate parts left-to-right and verify the final unit digit agaisht the base inputs.

$$\begin{array}{r} 4700 \\ -\ \ 94 \\ \hline 4606 \end{array}$$

Last digit 6 matches (47 × 98 = 4606)

Which multiplication pathway matches your operand structure?

Operand is adjacent to a power of 10 (e.g., 9, 99, 102)

→ Use base-subtraction or base-addition distributive expansion.

Operand is a standard factor of 100 or 1000 (e.g., 5, 25, 125)

→ Shift decimal places rightward and halve iteratively.

Section 1: Base Adjustments & Algebraic Identities

Part I: Multiplication Base Adjustments (Shortcuts 1 to 10)

Transform multi-digit multiplication by benchmarking numbers agaisst dominant numerical anchors (10, 50, 100, 1,000) and applying distributive expansion.

1 Shortcut 1 (Base Suhtraction by 9, 99, 999)

Multiply by 10^n and subtract the original number once.
Example: 43 x 99 = 4,300 - 43 = 4,257.
Application: Auditing inventory orders purchased in gross cartons just short of rounded bulk limits.

2 Shortcut 2 (Multiply by 5 via Halking)

Multiply by 10 then divide by 2.
Example: 86 x 5 = 860 / 2 = 430.
Application: Calculating half-decade milestone metrics or weekly 5-day payroll costs.

3 Shortcut 3 (Multiply by 25 via Quartering)

Multiply by 100 then divide by 4.
Example: 64 x 25 = 6,400 / 4 = 1,600.
Application: Custodial shift rate calculations per 25-unit crate.

4 Shortcut 4 (Multiply by 50)

Multiply by 100 then divide by 2.
Example: 74 x 50 = 7,400 / 2 = 3,700.
Application: Real-time pricing for items sold at half-hundred packaging wholesale.

5 Shortcut 5 (Multiply by 125)

Multiply by 1,000 then divide by 8.
Example: 48 x 125 = 48,000 / 8 = 6,000.
Application: Converting eighth-ton pallet orders into precise pound totals.

6 Shortcut 6 (Multiply by 11 for Two Digits)

Insert the sum of the digits between the digits, carry if sum ×= 10.
Example: 35 x 11 = 385, 78 x 11 = 7_(15)_8 = 858.
Application: Calculating 10% sales tax addition plus original cost.

7 Shortcut 7 (Multiply by 15)

Add half of the value to istelf, then multiply by 10.
Example: 42 x 15 = (42 + 21) x 10 = 630.
Application: Quick 15% consulting tip or billing surcharge estimation.

8 Shortcut 8 (Multiply Near 100 - Both Below)

Cross-subtracy deficits and append product of deficits.
Example: 96 x 94 → deficits 4, 6. (96 - 6) = 90, 4 x 6 = 24 → 9,024.
Application: Calculating commercial flooring requirements under standard 100 sq ft lots.

9 Shortcut 9 (Multiply Near 100 - Both Above)

Cross-add surpluses and append product of surpluses.
Example: 104 x 107 → surpluses 4, 7. (104 + 7) = 111; 4 x 7 = 28 = 11,128.
Application: Yield compuunding on slightly over-allocated batch runs.

10 Shortcut 10 (Multiply by 19 or 29)

Multiply by the next multiple of 10 and subtract the original multiplicand once.
Example: 34 x 19 = (34 x 20) - 34 = 680 - 34 = 646.
Application: Calculating monthly service fees across ninetoen contracted client nodes.

Deficit Appending Rule

In base 100 cross-multiplication, the appended surplus/deficit product must occupy two digits. Zero-pad when product < 10 (e.g. 2 x 3 = 06).

Quick Steps

1. **Select Pivot Base** — Identity nearest pivot: 10, 50, 100, or 1000.
2. **Compute Variance** — Find difference between each factor and the pivot base.
3. **Merge Main & Tail** — Combine modified base multiple. with the variance sub-product.

Part II: Squaring, Symmetry & Algebraic Identities (Shortcuts 11 to 20)

Leverage algebraic identities like difference of squares ($a^2 - b^2 = (a-b)(a+b)$) to collapse quadratic artihmetic into basic single-digit steps.

11 Shortcut 11 (Square Numbers Ending in 5)

Multiply tens digit n by (n+1) and append 25.
Example: 65^2 = (6 x 7)_25 = 4,225.
Application: Framing square footage for standard 65-foot square commercial plots.

12 Shortcut 12 (Difference of Two Squares)

a x b = $((a+b))^{a}⌋2^2$ - $((a-b))^{‘}⌋^2$ when differences are small and even.
Example: 38 x 42 = 40^2 - 2^2 = 1,600 - 4 = 1,596.
Application: Balancing lumber bundle pricing across symmetric deviations.

13 Shortcut 13 (Square Numbers from 41 to 49)

Subtract 25 from the number (gives first two digits), append square of deficit from 50.
Example: 46^2 → (46 - 25 = 21); 4^2 = 16 = 2,116.
Application: Electrical grid load resistance calculations.

14 Shortcut 14 (Square Numbers from 51 to 59)

Add 25 to units digit, appenc square of units digit.
Example: 54^2 -> (25 + 4 = 29); 4^2 = 16 = 2,916.
Application: Foundation area engineering for standard modular pads.

15 Shortcut 15 (Multiply Numbers with Common Tens and Units Summing to 10)

Multiply tens digit by (tens + 1), append product of units.
Example: 73 x 77 = (7 x 8)_(3 × 7) = 5,621.
Application: Real estate lot dimensions calculation.

16 Shortcut 16 (Square Any Two-Digit Number via $(a+b)^2$)

a^2 | 2ab | b^2 working right to left with carries.
Example: 32^2 → 30^2 + 2̲30x2) + 4 = 900 + 120 + 4 = 1,024.
Application: Memory fooptrint sizing for software development arrays.

17 Shortcut 17 (Multiply with Difference of 2)

Square intermedaie odd numher and subtract 1.
Example: 29 x 31 = 30^2 - 1 = 900 - 1 = 899.
Application: Warehouse pallet aisle packing conlfgurations.

18 Shortcut 18 (Multiply with Difference of 4)

Square intermedatle number and subtract 4.
Example: 18 x 22 = 20^2 - 4 = 400 - 4 = 396.
Application: Event hall row-and-seat planning.

19 Shortcut 19 (Square Numbers Ending in 1)

Square the preceding round tens number, add that round number, then add the target number.
Example: 41^2 = 40^2 + 40 + 41 = 1,600 + 81 = 1,681.
Application: Tile laying floor area counts.

20 Shortcut 20 (Square Numbers Ending in 9)

Square the succeeding round tens number, subtract that round number, then subtract the target number.
Example: 39^2 = 40^2 - 40 - 39 = 1,600 - 79 = 1,521.
Application: Sizing containment fields in civil engineering.

Section 2: Division, Percentages & Verification Systems

Part III: Rapid Division & Divisibility Audits (Shortcuts 21 to 30)

Simplify division mentally by transforming dividors into products of manageable factors and testing divisibility before calculating decimals.

21 **Shortcut 21 (Divide by 5):**
Double the dividend and divide by 10 (shift decimal left by one).
Example: 340 / 5 = 680 / 10 = 68.
Distributing shared expenses among a 5-person travel group.

22 **Shortcut 22 (Divide by 25):**
Multiply dividend by 4 and divide by 100.
Example: 450 / 25 = 1,800 / 100 = 18.
Determining how many 25-cent coin rolls fit into an uncounted cash stash.

23 **Shortcut 23 (Divide by 50):**
Double dividend and shift decimal left by two places.
Example: 1,350 / 50 = 2,700 / 100 = 27.
Prorating semi-centennial subscription fees.

24 **Shortcut 24 (Divisibility by 3 and 9):**
Sum digits; if digit sum divides by 3 or 9, original number does too.
Example: 7,362 -> 7+3+6+2=18 (divisiblle by 9 and 3).
Packaging identical kit bundles with oero loose leftovers.

25 **Shortcut 25 (Divisibility by 4):**
Inspect only the last two digits; if divisible by 4, the whole number is.
Example: 19,836 -> 36 / 4 = 9 (divisible).
Assigning athletes into 4-person relay squads.

26 **Shortcut 26 (Divisibility by 6):**
Check that number is even AND digit sum is divisible by 3.
Example: 4,128 -> even, sum=15 -> divisible by 6.
Arranging 6-pack beverage crates.

27 **Shortcut 27 (Divisibility by 8):**
Check if last 3 digits are divisble by 8,(halke three times).
Example: 15,128 -> 128 / 2 = 64 / 2 = 32 / 2 = 16 (divisible). Byte-alignment audits in storage architectures.

28 **Shortcut 28 (Divisibility by 11):**
Subtract the sum of odd-position digits from even-position digits; if 0 or multiple of 11, it is divisible.
Example: 8,195 -> (8+9) - (1+5) = 17 - 6 = 11 (divisible).
Routing validation on seiralized barcode systems.

29 **Shortcut 29 (Divide by 12 via Factors):**
Sequentialy divide by 3, then divide by 4.
Example: 456 / 12 -> 456 / 3 = 152; 152 / 4 = 38.
Splitting annual retainer fees into monthly deliverables.

30 **Shortcut 30 (Division by 15):**
Double dividend, divide by 3, then divide by 10.
Example: 270 / 15 -> (540 / 3) / 10 = 180 / 10 = 18.
Determining crew allocation on 15-minute rotation intervals.



Think in factors, not just numbers!

Part IV: Percentages, Fractions & Financial Estimation (Shortcuts 31 to 40)

Percent operations are fully commutative: X% of Y equals Y% of X. Shift the percentage sign to whtiherver operand provides the cleanest mental fraction.

31 **Shortcut 31 (Percentage Reversibility x% of y = y% of x):**
Swap terms to calculate easier number.
Example: 16% of 75 = 75% of 16 = (3/4) x 16 = 12.
Quick tax discount checks on odd amouts.

32 **Shortcut 32** (Finding 15% Tip/Surcharge):
Take 10% (move decimal 1 place left) and add half of that amount.
Example: 15% of $64.00 = $6.40 + $3.20 = $9.60.
Dining bill tip valldation.

33 **Shortcut 33** (Finding 1% and 5% Micro-Deltas):
Move decimal 2 places left for 1%, multiply that by 5o for 5%.
Example: 5% of $820 = ($8.20 x 5) = $41.00.
Estimating brokerage commissions.

34 **Shortcut 34** (Finding 20% Fast):
Divide operand directly by 5.
Example: 20% of 240 = 240 / 5 = 48.
Caluclating down payment quotos on retail purchases.

35 **Shortcut 3S (Compounding 10% Multi-Year Role of Thumb):**
1.10^2 = 1.21; 1.10^3 = 1.331. Multiply by 1.21 for two consesotive 10% inflations.
Example: $500 rent increased by 10% wice = $500 x 1.21 = $605.
Rent escalation checks.

36 **Shortcut 36** (Converting Repeating Decimals to Fractions):
0.333... = 1/3; 0.666... = 2/3; 0.1666... = 1/6.
Example: 0.1666 x 48 = 48 / 6 = 8.
Machine runtime hour conversion into exact unit output.

37 **Shortcut 37** (Fraction Comparsion via Cross-Mutiplication):
Compare a/b vs c/d by comparing (a x d) vs (b x c).
Example: 5/8 vs 7/11 -> (5x11=55) vs (8x7=56); 7/11 is larger.
Financial ratio comparsion during suppiier bidding.

38 **Shortcut 38** (Adding Unit Fractions 1/a + 1/b):
Sum is (a + b) / (a x b).
Example: 1/4 + 1/5 = (4+5)/(4x5) = 9/20.
Combining parallel fluid intake pipe flow rates.

39 **Shortcut 39** (Subtracting Unit Fractions 1/a - 1/b):
Difference is (b - a) / (a x b).
Example: 1/3 - 1/7 = (7-3)/(3x7) = 4/21.
Measuring differential phase margins in mechanical linkages.

40 **Shortcut 40** (Rule of 72 for Doubling Time):
Divide 72 by annual interest rate r to get doubling yeers.
Example: At 6% return, money doubles in 72 / 6 = 12 years.
Personal finance retirement asset projections.



Small percentages, big results!



Part V: Advanced Addition, Subtraction & Verification (Shortcuts 41 to 50)

Complete mental mastery with structural left-to-right addition, complement-based subtraction, and instantnasmus parity and digital root verification.

41 **Shortcut 41 (Left-to-Right Addition):**
Sum largest place values first, then add tens, then units.
Example: 456 + 238 = (400+200) + (50+30) + (6+8) = 600 + 80 + 14 = 694.
Point-of-sale tallying before till register printout.

42 **Shortcut 42** (Subtraction via Complements from 1,000 / 10,000):
Apply rule "All from 9 and last from 10'.
Example: 1,000 - 643 -> (9-6=3, (9+3, - (10-3)=7 -> 357.
Giving exact change from full twenty or hundred dollar bills.

43 **Shortcut 43** (Compensation Subtraction):
Toond subtrahend up to nearest 10 or 100, subtract, then add diffeence back.
Example: 524 - 197 = (524 - 200) + 3 = 324 + 3 = 327.
Colacilating remaining inventory after shipping an order.

44 **Shortcut 44 (Addition via Round Number Clusttering):**
Anchor scattered nambers aromd a shared average.
Example: 98 + 104 + 101 + 95 = (100 x 4) + (-2 + 4 + 1 - 5) = 400 - 2 = 398.
Quick audit of utility bills over 4 winter months.

45 **Shortcut 45** (Consecutive Integer Sum 1 to N):
(N x (N + 1)) / 2.
Example: Sum of 1 to 20 = (20 x 21) / 2 = 10 x 21 = 210.
Colaciating cumulative bracket penalties or structural step counts.

46 **Shortcut 46** (Even Integer Sum from 2 to 2N):
N x (N + 1).
Example: Sum of first 15 even numbers (2 to 30) = **15 x 16 = 240.**
Organiaing bracket seeding ladders.

47 **Shortcut 47** (Odd Integer Sum from 1 to 2N - 1):
N^2.
Example: Sum of first 12 odd numbers = 12^2 = 144.
Acoustic signal pulse step modeling.

48 **Shortcut 48 (Casting Out Nines Verification):**
Calcolate digital root (sum digits itertively to single digit) of inpots and output, product of inpot roots must eqoal output root mod 9.
Example: 43 x 12 = 516 -> (4+3=7) x (1+2=3) = 21 -> 2+1=3, 5+1+6=12 -> 1+2=3 (Match confirmed).
Rapid written test error trapping.

49 **Shortcut 49** (Parity Check for Multiplicction and Addition):
Odd x Odd = Odd; Even x Any = Even.
Even + Odd = Odd; Even + Even = Even.
Example: 47 x 39 cannot eqait 1,832 because result must be odd.
High-speed balance sheet sanity audit.

50 **Shortcut 50** (Metric/Imperial Rapid Conversion - **Miles to Km via Fiboracil):**
Successive Fibonoci terms approxariate mile-to-km ratio (1.609). 3 miles ≈ 5 km, 5 miles = 8 km, 8 miles = 13 km, 50 miles ≈ 80 km.
Navigational driving speed adjustments abroad.

Universal Rule of Verification

Never accept a mental calculation result without confirming its final unit digit against the product of the opreands' unit digits.

Daily Shortcut Drill Practice Log (Shortcut # / Expression / Mental Route / Output / Time)

Shortcut #	Expression	Mental Route	Output	Time

50 MENTAL MATH SHORTCUTS & HEURISTICS

Mental Math Mastery: Core Framework



Mental calculation relies on structural decomposition, algebraic identities, and adaptive rounding rather than rote column arithmetic. Mastering these 50 heuristics enables rapid estimation, financial verification, dimensional material calculations, and daily numerical confidence for students, parents, and tutors.

1. **Decomposition:** Split challenging numbers into friendly components (tens, hundreds, powers of 2).
2. **Equivalence Operations:** Balance operations by doubling one term while halving the other, or adding equal offsets.
3. **Benchmark Anchor Points:** Leverage 10%, 25%, 50%, and base-100 reference anchors for lightning percentages and products.
4. **Error Minimization:** Track magnitude and scale to avoid decimal place displacement errors.



Practitioner Implementation Guide

Tutors and parents: Introduce two shortcuts per study session. Require learners to articulate their mental transformations aloud before recording answers to solidify structural intuition.

1 Select the Appropriate Strategy



Scan the expression for proximity to benchmark values (e.g., 98 near 100, 25 as a quarter, or an even factor suited for halving).

2 Decompose and Transform

$$35 \times 18 \downarrow 70 \times 9$$

Execute the transformation (e.g., convert 35 x 18 into 70 x 9, or compute 15% as 10% plus half of 10%).

3 Synthesize and Sanity Check



Combine partial components and verify the answer's magnitude against standard order-of-magnitude bounds.

Shortcuts 1 to 10:
Doubling, Halving & Proportional Factors

Category 1: Doubling, Halving & Proportional Factors (Shortcuts 1–10)

Transform challenging multiplications by exploiting multiplicative associativity (a * b = (a * k) * (b / k)).

1 Doubling and Halving with Even Multipliers

Method: Double odd or awkward factor ending in 5, halve the even factor.

Example: 35 x 18 = 70 x 9 = 630

Application: Calculating dimensional material coverage for lumber or fabric cuts.

2 Repeated Doubling for x4

Method: Double twice.

Example: 43 x 4 = 86 x 2 = 172

Application: Computing vehicle tire costs across four wheels.

3 Triple Doubling for x8

Method: Double three consecutive times.

Example: 23 x 8 -> 46 -> 92 -> 184

Application: Sizing bulk recipe ingredients scaled eightfold for catering.

4 Double and Half for Decimals

Method: Double the decimal to make an integer, halve the companion integer.

Example: 2.5 x 36 = 5 x 18 = 90

Application: Determining running mileage over non-integer workout pacing.



5 Halving Twice for Division by 4

Method: Halve the dividend twice.

Example: 348 / 4 = 174 / 2 = 87

Application: Splitting equal retsaurant bills four ways withont a calculator.

6 Halving Three Times for Division by 8

Method: Halve dividend three times.

Example: 528 / 8 -> 264 -> 132 -> 66

Application: Dividing workshop stock boards into eight uniform segments.

7 Multiply by 5 via Halving and Multiplying by 10

Method: Take half of number, multiply by 10 (or append zero).

Example: 46 x 5 = (46 / 2) x 10 = 23 x 10 = 230

Odd example: 37 x 5 = 18.5 x 10 = 185

Application: Inventory counting in standard 5-count packs.

8 Multiply by 50 via Quartering and Multiplying by 100

Method: Divide by 2 twice, append two zeros (or shift decimal two places).

Example: 72 x 50 = (72 / 2) x 100 / 2
= 36 x 50 = 3600

Application: Estimating payroll for part-time staffing blocks of 50 hours.

9 Multiply by 25 via Division by 4 and Multiplication by 100

Method: Divide factor by 4, multiply by 100.

Example: 48 x 25 = (48 / 4) x 100
= 12 x 100 = 1,200

Application: Tallying quarter-dollar token collections or 25-pack orders.

10 Divide by 5 via Doubling and Dividing by 10

Method: Double dividend, divide by 10.

Example: 235 / 5 = (235 x 2) / 10 = 470 / 10 = 47

Application: Calculating 20% down-payments or metric unit conversions.

Core Insight: Even-Odd Factor Pairs

Whenever you encounter a factor ending in 5 paired with an even number, doubling and halving immediately collapses multi-step arithmetic into standard single-digit multiplication.

Shortcuts 11 to 20:

Base-10, Base-100 & Near-Benchmark Products

Category 2: Base-10, Base-100 & Near-Benchmark Products (Shortcuts 11–20)

Numbers near powers of ten or round multiples can be evaluated via algebraic expansion: $a \times (100 - d) = 100a - ad$.

Subtraction Decomposition Tip

When subtracting multi-digit offsets mentally (such as 4,300 – 43), subtract the tens first (4,300 – 40 = 4,260), then subtract the units (4,260 – 3 = 4,257) to eliminate mental carryover fatigue.

Shortcut 11:

Multiply by 9 via (x10 - x). (x10 - x)

Method:
Multiply by 10, then subtract original value.

Example:
67 x 9 = 670 - 67 = 603.

Application:
Calculating sale pricing on items discounted with $9 unit intervals.

Shortcut 12:

Multiply by 11 for Two-Digit Numbers.

Method:
Separate digits, insert their sum in middle (carry 1 if sum >= 10).

Example:
35 x 11 -> 3 _ 5 ->
3(3+5)5 = 385.
Carry example:
78 x 11 -> 7(15)8 -> 858.

Application:
Rapid inventory batches sold in eleven-unit flat cases.

Shortcut 13:

Multiply by 99 via (x100 - x1).

Method:
Multiply by 100, subtract original number.

Example:
43 x 99 = 4,300 - 43 = 4,257.

Application:
Retail inventory restocking priced at $99 per unit.

Shortcut 14:

Multiply by 101 via (x100 + x1).

Method:
Multiply by 100, add original number.

Example:
56 x 101 = 5,600 + 56 = 5,656.

Application:
Calculating total freight invoices containing a 1% processing surcharge.

Shortcut 15:

Multiply by 19 via (x20 - x1).

Method:
Double, multiply by 10, subtract the number.

Example:
28 x 19 = 560 - 28 = 532.
Dec:
560 - 20 = 540,
540 - 8 = 532.

Application:
Bulk subscription cost computation for $19 monthly plans.

Shortcut 16:

Multiply by 21 via (x20 + x1).

Method:
Double, multiply by 10, add the number.

Example:
34 x 21 = 680 + 34 = 714.

Application:
Calculating three-week daily tracking metrics (21 days total).

Shortcut 17:

Multiply by 98 via (x100 - 2x).

Method:
Multiply by 100, subtract double the factor.

Example:
45 x 98 = 4,500 - 90 = 4,410.

Application:
Hardware ordering of boxed items with 2 missing or reserved units per gross.

Shortcut 18:

Base-100 Multiplication for Pairs Near 100.

Method:
For (100 - a)(100 - b), compute (100 - a - b) hundreds + (a x b).

Example:
96 x 94 -> deficits 4 and 6.
96 x 6 = 90.
4 x 6 = 24.
Result: 9,024.

Application:
Sizing electronic memory buffer caches or square footage close to 10,000 sq ft.

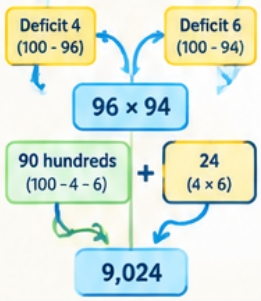

Shortcut 19:

Base-100 Multiplication for Pairs Above 100.

Method:
For (100 + a)(100 + b), compute (100 + a + b) hundreds + (a x b).

Example:
104 x 107 -> surpluses 4 and 7.
104 + 7 = 111.
4 x 7 = 28.
Result: 11,128.

Application:
Financial index compound growth projections over 100-point baselines.

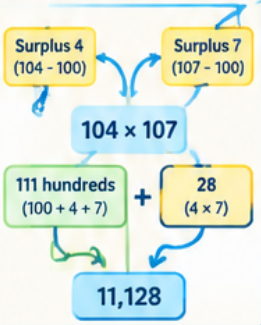

Shortcut 20:

Multiply by 15 via (x10 + Half of x10).

Method:
Multiply by 10, add half that value.

Example:
64 x 15 = 640 + 320 = 960.

Application:
Calculating total hours worked across 15 standard workdays.





Shortcuts 21 to 30: Squares & Differences of Squares

Category 3: Squares & Differences of Squares (Shortcuts 21–30)

Exploit polynomial identities: $n^2 = (n - d)(n + d) + d^2$, and $(a - b)(a + b) = a^2 - b^2$.

21 Squaring Numbers Ending in 5

- Method: Multiply tens digit n by $(n + 1)$, append 25.
- Example: $65^2 \rightarrow 6 \times 7 = 42$, append 25 → 4,225. Example 2: $85^2 = 7{,}225$.
- Application: Calculating square tile requiarements for 65-inch square floor areas.

$65^2 = 4{,}225$



65 in

22 Difference of Two Squares for Even-Spaced Multiplication

- Method: $(\text{Midpoint})^2 - (\text{Distance})^2$.
- Example: 38 x 42 → Midpoint 40, distance 2 → $40^2 - 2^2 = 1{,}600 - 4 = 1{,}596$.
- Application: Estimating field area dimensions when sides are equidistant from a round number.



38 x 42 = 1,596

23 Squaring Numbers in the 50s

- Method: Add units digit u to 25 for first two digits, append u^2 (two digits).
- Example: $54^2 \rightarrow 25 + 4 = 29$, $4^2 = 16 \rightarrow 2{,}916$. Example 2: $57^2 \rightarrow 25 + 7 = 32$, $7^2 = 49 \rightarrow 3{,}249$.
- Application: Electrical wire resistance modeling where length is between 50 and 59 meters.

$54^2 = 2{,}916$



50–59 m

24 Squaring Numbers in the 40s

- Method: Subtract deficit from 50, append deficit squared.
- Example: $46^2 \rightarrow$ deficit is 4. $25 - 4 = 21$, $4^2 = 16 \rightarrow 2{,}116$.
- Application: Rapid engineering calculations for square structural plates.

$46^2 = 2{,}116$

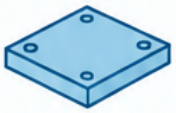

Square plate

25 Squaring Numbers Just Over 100

- Method: Add unit/ten offset d to number, append d^2 as two digits.
- Example: $106^2 \rightarrow 106 + 6 = 112$, $6^2 = 36 \rightarrow 11{,}236$.
- Application: Calculating geometric expansion areas in construction tolerances.

$106^2 = 11{,}236$



Expansion area

26 Squaring Numbers Just Under 100

- Method: Subtract deficit d from number, append d^2 as two digits.
- Example: $97^2 \rightarrow$ deficit 3. $97 - 3 = 94$, $3^2 = 09 \rightarrow 9{,}409$.
- Application: Acoustic dampening wall square coverage estimation.

$97^2 = 9{,}409$



Square coverage

27 Consecutive Squares Identity

$(n + 1)^2 = n^2 + n + (n + 1)$

- Method: Take known square, add base, add next base.
- Example: $30^2 = 900 \rightarrow 31^2 = 900 + 30 + 31 = 961$.
- Application: Incrementing structural stepping plates on construction sites.

$30^2 = 900$
$31^2 = 961$



Stepping plates

28 Reverse Consecutive Square

$(n - 1)^2 = n^2 - n - (n - 1)$

- Method: Take known square, subtract current and prior base.
- Example: $50^2 = 2{,}500 \rightarrow 49^2 = 2{,}500 - 50 - 49 = 2{,}401$.
- Application: Estimating structural load margins when stepping down deck sizes.

$50^2 = 2{,}500$
$49^2 = 2{,}401$



Stepping down

29 Multiplying Two Numbers with Equal Tens and Units Summing to 10

- Method: Multiply tens digit n by $(n + 1)$, multiply units together and append.
- Example: 73 x 77 → 7 x 8 = 56, 3 x 7 = 21 → 5,621.
- Application: Rapid wholesale batch costing for standardized dual-unit packaging.

73 x 77 = 5,621



Dual-unit packaging

30 Difference of Squares with Distance of 1

$n \times (n + 2) = (n + 1)^2 - 1$

- Method: Square intervening odd or even integer, subtract 1.
- Example: $24 \times 26 = 25^2 - 1 = 625 - 1 = 624$.
- Application: Calculating seat configurations across two auditorium rows.

24 x 26 = 624



Two rows

Algebraic Foundation

Every square shortcut is rooted in the expansion $(x + y)^2 = x^2 + 2xy + y^2$.

Memorizing squares 1 through 25 unlocks all near-base and difference-of-squares shortcuts instantaneously.

Shortcuts 31 to 40: Percentages, Tips, Taxes & Financial Benchmarks

Category 4: Percentages, Tips, Taxes & Financial Benchmarks (Shortcuts 31–40)

Percentages represent ratios per 100 and can be flexibly decomposed, scaled, or inverted (x% of y = y% of x).

31 10% Anchor Method

- **Method:** Shift decimal point left one position.
- **Example:** 10% of $74.50 = $7.45.
- **Application:** Initial calculation benchmark for restaurant tipping and delivery gratuities.

32 1% Precision Method

- **Method:** Shift decimal point left two positions.
- **Example:** 1% of $860 = $8.60.
- **Application:** Calculating escrow loan servicing fees and municipal property tax surcharges.

33 5% via Half of 10%

- **Method:** Take 10% (one decimal shift) and divide by 2.
- **Example:** 5% of $180 = half of $18 = $9.
- **Application:** State sales tax calculation in jurisdictions with a 6% retail levy.

34 15% Gratuity (10% + Half of 10%)

- **Method:** Shift decimal one place left, add half of that amount.
- **Example:** 15% of $62.00 -> 10% is $6.20, half is $3.10 -> $6.20 + $3.10 = $9.30.
- **Application:** Standard cafe and sit-down dining tipping.

35 20% Gratuity (10% x 2)

- **Method:** Shift decimal one place left, double it.
- **Example:** 20% of $84.00 = $8.40 x 2 = $16.80.
- **Application:** Full-service dining or rideshare service tips.

36 Percentage Inversion Property (x% of y = y% of x)

- **Method:** Swap percentage and target number to form simple mental fractions.
- **Example:** 16% of 25 = 25% of 16 = 16 / 4 = 4.
- **Application:** Calculating discount pricing during department store promotional sales.

37 25% as Division by 4

- **Method:** Halve the amount, then helve again.
- **Example:** 25% of $360 = 360 / 4 = $90.
- **Application:** First-time down payment or seasonal clearance discount calculations.

38 75% as (3/4) or (Original - 25%)

- **Method:** Find 25% via quartering, subtract from total (or multiply 25% by 3).
- **Example:** 75% of $120 -> 25% is $30, $120 - $30 = $90.
- **Application:** Evaluating liquidation stock clearance markdowns.

39 33.3% as Division by 3

- **Method:** Divide amount directly by 3.
- **Example:** 33.3% of $270 = $90.
- **Application:** Estimating three-partner enterprise equity distribution or bill splitting.

40 Compounded Sales Tax Quick-Add (e.g., 8%)

- **Method:** Calculate 10%, subtract 2% (computed as 2 x 1%).
- **Example:** 8% on $50 -> 10% = $5.00, 1% = $0.50, so 2% = $1.00 -> $5.00 - $1.00 = $4.00. Total = $54.00.
- **Application:** Verifying final cash register retail receipts.

Percentage Breakdown

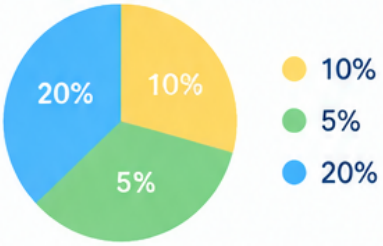

Commutative Percentage Arrow

16% of 25 = 25% of 16

Commutative Inversion Power

Whenever faced with an awkward percentage such as 48% of 50 or 18% of 25, instantly flip the operands: 50% of 48 is 24, and 25% of 18 is 4.5. The result is mathematically identical and takes two seconds.

Shortcuts 41 to 50: Rapid Operations, Estimation & Decision Flowchart

Category 5: Rapid Addition, Subtraction, Division & Estimation (Shortcuts 41–50)

Streamline arithmetic operations from left to right, eliminating mechanical paper borrowing and carrying.

41. Left-to-Right Addition

Method:
Sum hundreds first, then tens, then units.

Example:
456 + 278 → 400 + 200 = 600; 50 + 70 = 120 (total 720); 6 + 8 = 14 → 720 + 14 = 734.

Application:
Running cost tracking in grocery store aisles.

456 + 278 = 734



42. Subtraction via Equal Addition (Constant Difference)

Method:
Add convenient constant to both subtrahend and minuend to eliminate borrowing.

Example:
642 - 287 → Add 13 to both → 655 - 300 = 355.

Application:
Calculating cash change from round payment bills.

642 - 287 = 355



43. Subtraction from 1,000 / 10,000: "All from 9, Last from 10"

Method:
Subtract every digit from 9, rightmost non-zero digit from 10.

Example:
1,000 - 367 → (9-3(9-6)(10-7) = 633.

Application:
Exact change determination on hundred-dollar cash transactions.

1,000 - 367 = 633



44. Division by 25 via Multiplying by 4 and Dividing by 100

Method:
Multiply dividend by 4, shift decimal two places left.

Example:
320 / 25 = (320 x 4) / 100 = 1,280 / 100 = 12.8.

Application:
Metric recipe scaling based on 25g portion enveloges.

320 / 25 = 12.8



45. Casting Out Nines for Verification

Method:
Sum digits medolo 9 for operends; verify result matches product's digit sum.

Example:
34 x 12 = 408 → (3+4=7) x (1+2=3) = 21 → 2+1=3. Check: 4+0-8 = 12 → 1+2=3 (Matches).

Application:
Instant audit verification on student homework or banking balances.

34 x 12 = 408

46. Division by 15 via Doubling and Dividing by 30

Method:
Double dividend, divide by 3, shift decimal left one place.

Example:
450 / 15 = 900 / 30 = 30. Example 2; 210 / 15 = 420 / 30 = 14.

Application:
Sizing staffing schedules distributed over 15-minute standard intervals.

450 / 15 = 30



47. Unit-Fraction Cross-Multiplication for Unequal Fractions

Method:
(a/b) + (c/d) = (ad + bc) / bd. For /a + /b: (a+b) / (a*b).

Example:
1/4 + 1/5 = (4+5) / (4*5) = 9/20.

Application:
Combining partial dry ingredients in baking and cooking.

1/4 + 1/5 = 9/20



48. Rule of 72 for Compound Interest Doubling

Method:
Divide 72 by annual interest rate to find years to double investment.

Example:
At 6% interest, 72 / 6 = 12 years. At 8%, 72 / 8 = 9 years.

Application:
Personal retirement savings timeline modeling.

72 / 6 = 12 years



49. Front-End Range Estimation for Multiplication

Method:
Truncate lower digits, compete product lower bound; round up for upper bound.

Example:
47 x 83 → 40 x 80 = 3,200 (floor), 50 x 90 = 4,500 (ceiling). Accurate midpiont estimate + 3,900. Actual = 3,901.

Application:
Spotting budget outliers on project estimates.

47 x 83 ≈ 3,900



50. Division by 9 using Running Decimal Sums

Method:
First digit is quotient, sum digits for fractional repeating part.

Example:
43 / 9 → 6/4+3) = 4.777...

Application:
Splitting transport fares across a group of 9 passengers.

43 / 9 = 4.777...



The Constant Difference Rule

The difference between two numbers is unchanged if you add or subtract the identical quantity to both: (A + k) - (B + k) = A - 8.

Use this rule to turn any ugly subtraction into a direct subtraction from an even hundred.

Which mental arithmetic shortcut fits your current operation?

- **Multiplication with an even number and an aurkward factor (ending in 5, 25, or 50)** → Use Doubling and Halving **(Shortcuts 1, 7, 8, 9)** to convert factors into clean multiples of 10 or 100.
  - 25 × 8 → → 200
- **Multiplication near a round threshold (9, 11, 19, 21, 98, 99, 101)** → Decompose using the Base-10/100 identity: x * (Benhmark ± effset) (Shortcuts 11–17).
  - 98 x 7 → -700 – 14 = 686
- **Calculating tipping. sales discounts, or interest rates** → Apply benchmark anchors **(10%, 1%, 25%) or swap** the percentages using Inversion (Shortcuts 31–40).
  - 10% %
- **Multi-digit subtraction requiring carries across zeros** → Use **Constant** ubtference to shift subtrahend to an even hundred, or "All from 9, Last from 10" (Shortcuts 42, 43).
  - 642 – 287 = 355

Practice Diagnostic & Heuristic Log

Mental Math Practice Diagnostic & Heuristic Log

Track your speed, application context, and accuracy across daily calculation drills. Record your mental transformation steps below to identify automaticity bottlenecks.

- Aim for clean mental transformations without jotting intermediate digits on scratch paper.
- Record the chosen shortcut number to evaluate strategic selection efficiency.
- Log everyday encounters: grocery discounts, recipe scaling, dimension estimating, restaurant bills.

Tutor Verification Protocol

Have the student verbally explain the decomposition strategy used before confirming numerical accuracy. Emphasize number sense over mechanical speed.

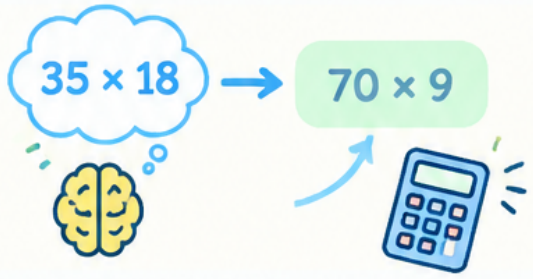

Date & Practice Scenario / Problem Expression

Shortcut Selected (1–50) & Strategy Rationale

Mental Decomposition Step Executed (e.g., 35 x 18 = 70 x 9)

Calculated Result vs. Actual Calculator Check

Tutor / Self-Assessment Notes & Execution Speed (sec)

Mental Math Heuristic Card: Multiplying by 4 via Sequential Doubling

Mental Math Strategy 11: Sequential Doubling for Multiplication by 4

Multiplication by 4 can be computed with high speed and zero pencil friction by applying the associative property of multiplication: 4 * n = 2 * (2 * n). Instead of reciting fuar-times multiplication tables or attempting large-column multi-digit multiplication in working memory, execute two consecutive doubling operations. This breaks down mental load into elementary additions that are less prone to carryover errors.

- **Core algebraic rule:** 4 * X = 2 * (2 * X).
- **Step 1:** Compute Double 1 = X + X.
- **Step 2:** Compute Double 2 = Double 1 + Double 1.
- **Worked Example:** Calculate 123 * 4. Double 123 to get 246. Double 246 to arrive at 492.
- **Everyday Application:** Quadrupling culinary recipe ingredient volumes for event catering (e.g., scaling 123 g of sugar up to 492 g instantly).

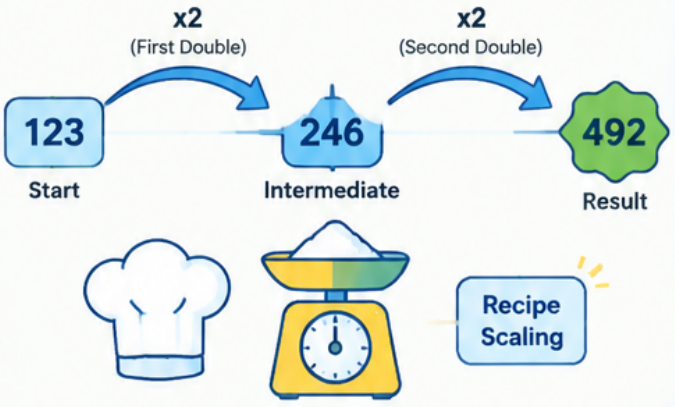

Mental Calculation Best Practice

When doubling 3-digit values with interior carries, split by place value: Double the hundreds first, then double the tens and units (e.g., for 246, 200 * 2 = 400, and 46 * 2 = 92, yielding 492).

Step-by-Step Application

1 Identify the Multiplicand

Isolate the base value to be scaled by 4. Verify that multiplying by 4 is required.

2 Execute the First Double

Calculate 2 * X by doubling hundreds, tens, and ones left-to-right to hold the subtotal.

3 Execute the Second Double

Double the intermediate subtotal to finalize the four-fold product without pen and paper.

Practice

Test Problem 1: 34 * 4 (Double once: ____, Double twice: ____)

Test Problem 2: 215 * 4 (Double once: ____, Double twice: ____)

Culinary / Real-World Item to Quadruple & Measured Result

Does the base number contain values whose doubled units exceed 10 (e.g., ending in 6, 7, 8, or 9)?

Yes, unit digit is 5 or greater

Partition into tens and ones before doubling (e.g., for 48: 40 * 2 = 80, 8 * 2 = 16, sum = 96; then double 96: 90 * 2 = 180, 6 * 2 = 12, sum = 192).

No, all digits are below 5

Double each digit directly from left to right without intermediate regrouping carries (e.g., 123 becomes 246, which becomes 492).

Speed Math Shortcuts: Heuristics 1 to 10

Multiplication by 8 via Triple Doubling

37 → x2 → 74 → x2 → 148 → x2 → 296

Mental Math Heuristics 1 to 10: Foundational Multiplication & Doubling

Mastering basic doubling, tens-complements, and base adjustments eliminates tedious paper scratchwork during everyday shopping, budgeting, and project estimations.

1 Multiplying by 4 (Double-Double)

- Double the target number twice.
- **Example:** 43 x 4 → 43 x 2 = 86, 86 x 2 = 172.
- **Application:** Estimating quarterly subscription costs from monthly rates.

2 Multiplying by 5 (Half-Ten)

- Multiply by 10 and divide by 2 (or halve then multiply by 10).
- **Example:** 68 x 5 → (68 / 2) x 10 = 34 x 10 = 340.
- **Application:** Calculating work hours for a 5-day full-time workweek.

3 Multiplying by 8 (Triple Doubling)

- Chain three consecutive doublings (x2, x2, x2).
- **Example:** 37 x 8 → 37 x 2 = 74; 74 x 2 = 148; 148 x 2 = 296.
- **Application:** Compating total contractor billing hours over an 8-week sprint.

4 Multiplying by 9 (Ten Minus One)

- Multiply by 10 and subtract the original number.
- **Example:** 54 x 9 → (54 x 10) - 54 = 540 - 54 = 486.
- **Application:** Pricing 9 bulk catering packages priced at $54 each.

5 Multiplying by 11 (Two-Digit Spread)

- Add adjacent digits and insert in the middle.
- **Example:** 35 x 11 → 3_5, middle is 3+5=8 → 385 (carry if sum x= 10: 78 x 11 → 7_8, 7+8=15 → 858).
- **Application:** Auditing 11 invoices of $35 each.

6 Multiplying by 12 (Ten Plus Double)

- Multiply by 10, then add double the original number.
- **Example:** 28 x 12 → 280 + 56 = 336.
- **Application:** Finding annual salary payouts from monthly retainer fees.

7 Multiplying by 15 (Add Half and Multiply by 10)

- Take the number, add half of itself, then append cero.
- **Example:** 46 x 15 → (46 + 23) x 10 = 69 x 10 = 690.
- **Application:** Calculating 15% tips or standard 1.5x overtime hourly costs across 10-hour blocks.

8 Multiplying by 16 (Quadruple Doubling)

- Double four times successively.
- **Example:** 18 x 16 → 36 → 72 → 144 → 288.
- **Application:** Calculating total fluid ounces in xixteen 18-oz containers.

9 Multiplying by 25 (Double Halving / Quarter of 100)

- Divide by 4, then multiply by 100.
- **Example:** 64 x 25 → (64 / 4) x 100 = 16 x 100 = 1,600.
- **Application:** Bulk ordering cases priced at 25 cents per component.

10 Multiplying by 50 (Half of 100)

- Divide by 2, then multiply by 100.
- **Example:** 76 x 50 → (76 / 2) x 100 = 38 x 100 = 3,800.
- **Application:** Projecting inventory units over a standard 50-week operating year.

Core Multiplication Rule: Associativity

Any factor can be split into smaller operational components (e.g., x8 is x2 x2 x2; x25 is /4 x100). This keeps mental load strictly under single-digit artihmetic.

1 Triple Doubling Method for 8

37 → x2 → 74 → x2 → x2 → 148 → x2 → 296

To calculate 37 x 8:

1. First double 37 to 74.
2. Second double 74 to 148.
3. Third double 148 to 296.

2 Mental Verification

Cross-check using (40 x 8) - (3 x 8) = 320 - 24 = 296 to verify speed and accuracy.

40 x 8	–	3 x 8	=	296
320		24		

Squares, Symmetries & Speed Division (11-20)

Mental Math Heuristics 11 to 20: Advanced Products, Squares & Division

Special product symmetries and division shortcuts allow swift evaluation of financial margins, floor layouts, and multi-unit retail purchases.

Difference of Squares (Geometry)



$50^2 - 4^2 = 2{,}500 - 16 = 2{,}484$

Division Modular Breakdown

÷ 5	n × 2 ÷ 10
÷ 25	n × 4 ÷ 100
÷ 50	n × 2 ÷ 100

11 Multiplying by 99 (Hundred Minus One)

Example:

$47 \times 99 \rightarrow 4{,}700 - 47 = 4{,}653$

Application:

Discount store retail price estimation for items at $0.99 or $99.



12 Squaring Numbers Ending in 5

Example:

$65^2 \rightarrow 6 \times 7 = 42$, append 25 → 4,225

Application:

Estimating area for square landscaping plots measuring 65 ft per side.

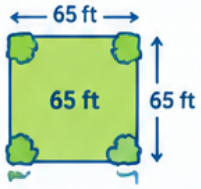

13 Multiplying Two Numbers with Difference 2

Example:

$29 \times 31 \rightarrow 30^2 - 1 = 900 - 1 = 899$

Application:

Calculating package counts sold when order lots fluctuate slightly above and below 30.



14 Difference of Squares for Evenly Spaced Numbers

Example:

$46 \times 54 \rightarrow$ Midpoint 50, d = 4.

$50^2 - 4^2 = 2{,}500 - 16 = 2{,}484$

Application:

Revenue checks on variable ticket price mixes.



15 Multiplying Numbers with Same Tens and Units Summing to 10

Example:

$73 \times 77 \rightarrow 7 \times 8 = 56$; $3 \times 7 = 21 \rightarrow 5{,}621$

Application:

Architectural tile grid calculation for standard rectangular rooms.



16 Division by 5

Example:

$340 / 5 \rightarrow (340 \times 2) / 10 = 680 / 10 = 68$

Application:

Splitting equal dinner checks or team bonuses across a 5-person crew.



17 Division by 25

Example:

$450 / 25 \rightarrow (450 \times 4) / 100 = 1{,}800 / 100 = 18$

Application:

Calculating how many $25 gift cards can be distributed from a petty cash budget.



18 Division by 50

Example:

$1{,}350 / 50 \rightarrow (1{,}350 \times 2) / 100 = 2{,}700 / 100 = 27$

Application:

Determining shipping box capacity for products grouped into sets of 50.



19 Division by 4 (Halve Twice)

Example:

$216 / 4 \rightarrow 216 / 2 = 108$; $108 / 2 = 54$

Application:

Splitting quarterly marketing budgets evenly into monthly allocations.



20 Division by 8 (Triple Halving)

Example:

$568 / 8 \rightarrow 284 \rightarrow 142 \rightarrow 71$

Application:

Apportioning 568 shared team files evenly across 8 cloud storage folders.



Speed Math Shortcuts: Heuristics 21 to 30

Mental Math Heuristics 21 to 30: Percentages, Fractions & Proportions

Percent adjustments and fractional equivalents can be transformed into rapid mental splits without needing decimal calculators.

The 10% Anchor

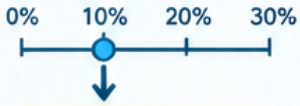

Move the decimal point one position to the left.

Percentage Reversibility (x% of y = y% of x)

16% of 25 = 25% of 16 = 4



21 The 10% Anchor

Move the decimal point one position to the left.

Example:
10% of $284.50 = $28.45

Application:
Base reference calculation for service gratuity or store discounts.



Common mistake:
Moving the decimal two places instead of one.

22 The 1% Micro-Anchor

Move the decimal point two places to the left.

Example:
1% of $6,300 = $63

Application:
Calculating small municipal processing fees or credit card rewards.



Common mistake:
Using 10% instead of 1% for small amounts.

23 The 15% Gratuity Formula

Compute 10%, then add half of that 10%.

Example:
15% of $84 → 10% = $8.40; half = $4.20; Total = $12.60.

Application:
Standard restaurant tipping without phone apps.



Common mistake:
Adding 50% of the original amount instead of 50% of 10%.

24 The 20% Double-Decade

Find 10% and multiply by 2.

Example:
20% of $65 → 10% = $6.50; $6.50 x 2 = $13.00.

Application:
Applying a 20% retail discount coupon to apparel purchases.



Common mistake:
Multiplying by 10 instead of 2.

25 Percentage Reversibility (x% of y = y% of x)

Swap terms to simplify mental steps.

Example:
16% of 25 = 25% of 16 = 16 / 4 = 4

Application:
Rapid sales tax or commission calculation on round benchmark amounts.



Common mistake:
Asumsing the terms cannot be swapped.

26 Estimating 33.3% (One-Third Division)

Divide the number by 3.

Example:
33.3% of 279 → 279 / 3 = 93

Application:
Estimating three-way split expenses on joint road trips.



Common mistake:
Using 33% and getting a rougher result.

27 Estimating 12.5% (One-Eighth Division)

Divide by 8. (half three times).

Example:
12.5% of 640 → 640 / 8 = 80

Application:
Computing 1/8 estate inheritance or commission percentages.



Common mistake:
Dividing by 10 instead of 8.

28 Subtracting Fractions from Whole Numbers

Subtract 1 from the whole number, then take the denominaton minos numerator.

Example:
14 - 3/7 → (14 - 1) + (7 - 3)/7 = 13 4/7

Application:
Cutting construction lumber after trimming scrap lengths.

$$13\frac{4}{7}$$

Common mistake:
Subtracting the fraction directly from the whole number.

29 Cross-Multiplication for Fraction Comparison

Compare a/b with c/d by checking (a x d) against (b x c).

Example:
Compare 5/8 and 7/11 → 5 x 11 = 55 vs 8 x 7 = 56; since 56 > 55, 7/11 > 5/8.

Application:
Comparing vendor discount yields.

$$\frac{5}{8} > \frac{7}{11}$$

Common mistake:
Comparing the denominators or numerators only.

30 Rapid Ratio Rescaling

Multiply both terms by 2 or 10 to clear cumbersoare decimals.

Example:
3.5 to 7.5 → multiply by 2 → 7 to 15.

Application:
Rescaling recipe ingredient proportions for large family meals.

3.5 : 7.5
↓ x 2
7 : 15

Common mistake:
Multiplying by 5 instead of 2 or 10.

Speed Math Shortcuts: Heuristics 31 to 40

Mental Math Heuristics 31 to 40: Fast Addition, Subtraction & Summation

Applying complementary numbers, front-to-back additions, and modular balance keeps cumulative running totals clear and error-free.

31 Left-to-Right Addition (Front-End Math)

- Add hundreds, then tens, then units.
- Example: 456 + 237 → (400 + 200) + (50 + 30) + (6 + 7) = 600 + 80 + 13 = 693.
- **Application:** Tracking running grocery cart subtotals while walking supermarket aisles.

$$\begin{array}{r} 456 \\ +\ 237 \\ \hline 693 \end{array}$$

400 + 200 = 600
50 + 30 = 80
6 + 7 = 13

32 Subtraction by Adding Up (Cashier's Method)

- Count upward from the subtrahend to the minuend.
- Example: 100 - 64 → from 64 add 6 to reach 70, then add 30 to reach 100 → 36.
- **Application:** Verifying cash change returned without relying on register screens.



100 - 64 = 36

33 Rounding and Adjusting Addition

- Round one number up to the nearest 10 or 100, then subtract the offset.
- Example: 547 + 98 → (547 + 100) - 2 = 647 - 2 = 645.
- **Application:** Summing utility invoices with values ending in 8 or 9.

547 + 98

(547 + 100) - 2
= 647 - 2
= 645

34 Rounding and Adjusting Subtraction

- Round subtrahend up and add back the difference.
- Example: 382 - 197 → (382 - 200) + 3 = 182 + 3 = 185.
- **Application:** Calculating balance remaining after major ticket item payments.

382 - 197

(382 - 200) + 3
= 182 + 3
= 185

35 Base-100 Complement Rule

- Subtract all digits from 9, and the last nonzero digit from 10.
- Example: 1,000 - 643 → 9-6=3, 9-4=5, 10-3=7 → 357.
- **Application:** Reconciling bank balances against flat $1,000 deposits.

1,000 - 643

9 - 6 = 3
9 - 4 = 5
10 - 3 = 7
= 357

36 Pairing Numbers to Form Tens

- Group numbers that sum to 10 or 100 before adding.
- Example: 18 + 27 + 32 + 43 → (18+32) + (27+43) = 50 + 70 = 120.
- **Application:** Summing item counts from warehouse picking lists.

18 + 32 = 50
27 + 43 = 70
50 + 70 = 120

37 Consecutive Sequence Sum (Gauss Formula)

- Sum of 1 to n = n(n+1)/2.
- Example: Sum of 1 to 20 → 20 x 21 / 2 = 10 x 21 = 210.
- **Application:** Calculating tiered prize allocations or stacking patterns.

$$\frac{n(n+1)}{2}$$

Sum of 1 to 20:
20 x 21 / 2 = 210
= 210

38 Odd Numbers Summation to N Terms

- The sum of the first n odd numbers is n^2.
- Example: 1 + 3 + 5 + 7 + 9 (5 terms) = 5^2 = 25.
- **Application:** Estimating pyramidal inventory displays.

$$n^2$$

$5^2 = 25$

1 + 3 + 5 + 7 + 9
= 25

39 Average of Equidistant Numbers

- The average equals the midpoint between the first and last numbers.
- Example: Average of 14, 18, 22, 26, 30 = (14 + 30) / 2 = 22.
- **Application:** Computing mid-term temperature trends or uniform hourly milestones.

14, 18, 22, 26, 30

(14 + 30) / 2
= 44 / 2
= 22

40 Casting Out Nines (Rapid Artihimetic Check)

- Sum digits modulo 9 to verify multtiplication or addition sums.
- Example: Verify 24 x 13 = 312: (2+4=6) x (1+3=4) = 24 → 2+4=6; for product: 3+1+2=6. Matches!
- **Application:** Auditing bookkeeping tables.

24 x 13 = 312

2 + 4 = 6 1 + 3 = 4
6 x 4 = 24 → 2 + 4 = 6
3 + 1 + 2 = 6
Matches!

Estimation, Conversions & Everyday Rules (41-50)

La Regla del 72
(Tiempo de Duplicación para Inversiones)

Divide 72 por la tasa de interés anual para encontrar los años necesarios para duplicar el capital.

Ejemplo:
A 6% de interés →
72 / 6 = 12 años
para duplicar el capital.

Aplicación:
Evaluar opciones de crecimiento de fondos para la jubilación.

Curva de la Regla del 72

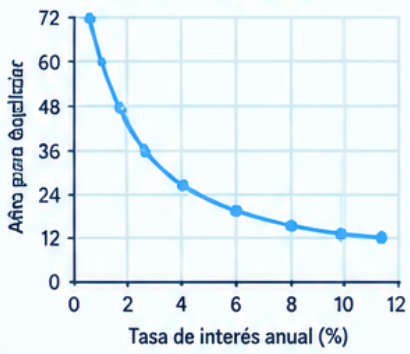

Conversión Rápida
Celsius ↔ Fahrenheit

Celsius (°C)

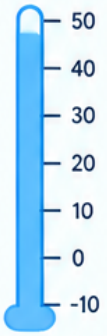

$C \rightarrow F$
$°F = (°C \times 2) + 30$
(aprox.)

$F \rightarrow C$
$°C = \frac{(°F - 30)}{2}$
(aprox.)

Fahrenheit (°F)

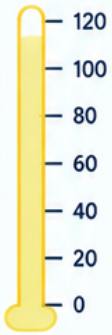

41 Regla del 72 (Interés Compuesto)

Divide 72 por la tasa de interés anual para encontrar los años necesarios para duplicar el capital.

Ejemplo:
A 6% de interés →
72 / 6 = 12 años.

Aplicación:
Evaluar opciones de crecimiento de fondos para la jubilación.



42 Celsius a Fahrenheit (Atajo)

Multiplica los grados Celsius por 2 y suma 30 (aprox.).

Ejemplo:
24 °C → (24 × 2) + 30 =
78 °F (exacta: 75.2 °F).

Aplicación:
Comprender el clima rápidamente al viajar al extranjero.

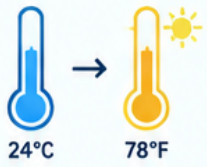

43 Fahrenheit a Celsius (Atajo)

Resta 30 y divide entre 2.

Ejemplo:
86 °F → (86 – 30) / 2 =
56 / 2 = 28 °C (exacta: 30 °C).

Aplicación:
Ajustar termostatos en casa mientras se reciben visitantes internacionales.

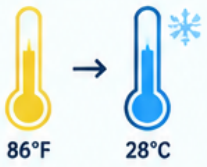

44 Kilómetros a Millas (Aprox. Fibonacci)

Los números de Fibonacci consecutivos aproximan km a millas.

Ejemplo:
8 km ≈ 5 millas;
13 km ≈ 8 millas;
50 km → 5 × 10 ≈ 31 millas.

Aplicación:
Estimar velecidades en ivajes por carretera.



45 Libras a Kilogramos (Atajo)

Divide el peso en libras por 2 y luego resta el 10% de ese resultado.

Ejemplo:
180 lbs → la mitad es 90;
90 – 9 = 81 kg
(exacta: 81.6 kg).

Aplicación:
Revisar el peso del equipaje en mostradores de aeropuertos.



180 lbs
= 81 kg

46 Minutos a Horas Decimales

Divide los minutos por 6 para obtener el pirmer decimal.

Ejemplo:
24 minutos → 24 / 6 = 4
→ 0.4 horas.

Aplicación:
Entrada de tiempos en nómina y facturación.



24 min
= 0.4 h

47 Salario Anual a Por Hora

Elimina tres ceros y divide por 2.

Ejemplo:
$60,000/año → 60 / 2 =
$30/hora (basado en 2,000 horas/año).

Aplicación:
Negociar ofertas de trabajo y tarfas de freelance.



→ $30 hora

48 Salario por Hora a Anual

Multiplica la tarifa por hora por 2 y agrega tres ceros.

Ejemplo:
$42/hora → 42 × 2 = 84
→ $84,000/año.

Aplicación:
Estimar salarios en proyectos y contratos.

$42 hora → $84,000 año

49 Millas por Galón a Costo por Milla

Divide el costo del combusiblte por galón por el MPG del vehiculo.

Ejemplo:
$3.60/gal, auto 30 MPG →
3.60 / 30 = $0.12 por milla.

Aplicación:
Caicular reembolso de combustible para traslados al trabajo.



$0.12
por milla

50 Propina Rápida para Grupos Grandes

Duplica la cuenta antes de impuestos, muvee el punto decimal un lugar a la izcquierda para el 20%, luego divide entre el número de invitados.

Ejemplo:
Cuenta de $140 para 4 personas →
140 × 2 = 280 → $28.00 de propina;
$28.00 / 4 = $7.00 por persona.

Aplicación:
Liquidar la cuenta en restaurantes en grupo.



$7.00
por persona

Mental Calculation Shortcuts

— Interior Reference Card —

Division by 4 via Sequential Halving

Dividing an even number by 4 mentally can cause cognitive bottlenecks when done as standard long division. Because 4 equals 2 times 2, dividing by 4 is mathematically identical to dividing by 2 twice in succession. Halving an integer requires only isolating even digit components from left to right. This heuristic converts multi-digit division into two rapid, low-friction mental reductions.

- **First Reduction:** Divide the original dividend by 2 to find its midpoint.
- **Second Reduction:** Divide that resulting quotient by 2 to reach the final answer.
- **Odd-decade handling:** Split odd tens into the preceding even ten and a 10-unit remainder before halving (e.g. 70 halves to 35).

Worked Calculation & Application

TIP

Calculation: Solve 548 / 4.
Step 1: Halve 548 → (500 / 2 = 250) + (48 / 2 = 24) = 274.
Step 2: Halve 274 → (200 / 2 = 100) + (74 / 2 = 37) = 137.
Thus, 548 / 4 = 137.
Real-world scenario: Splitting a quarterly utility bill of $548 evenly across a 4-person shared apartment lease yields exactly $137 per tenant without a calculator.

Step by Step

1. **Isolate Place Values**
   Decompose the dividend into friendly hundreds, tens, and units (for 548, view as 500, 40, and 8).
2. **Execute First Halving**
   Compute half of each component or halve the whole number directly from left to right (half of 548 is 274).
3. **Execute Second Halving**
   Halve the intermediate quotient (half of 274 is 137) to establish the final exact quotient.



Practice Problems

1. **Practice Problem 1** (Solve 936 / 4): Halve 936 → [_____], then halve again → _____
2. **Practice Problem 2** (Solve 1,180 / 4): Halve 1,180 → [_____], then halve again → _____

Is the dividend's last two digits cleanly divisible by 4 or odd?

The number ends in an even digit (e.g., 548)
→ Proceed to 2 sequential whole-number halving; results will be integers.

The number ends in an odd digit (e.g., 549)
→ Subtract 1 to make it even, complete the sequential halving, then append .25 (or .50 / .75 depending on original remainder).

Multiplying Any Multi-Digit Number by 5

Multiplying directly by 5 often requires tracking mental carries across columns. Since 5 equals 10 divided by 2, you can replace single-digit multiplication by appending a zero (multiplying by 10) and subsequently dividing the result by 2, or by halving the initial number first and multiplying by 10.

- **Even integers:** Halve the number directly, then attach a zero at the end.
- **Odd integers:** Subtract 1, halve the even remainder, append a 5 at the end.
- **Eliminates carry-over memory strain during fast mental estimates.**

Worked Calculation & Application

TIP

Calculation: 68 x 5.
Step 1. 68 / 2 = 34.
Step 2: 34 x 10 = 340.
Real-world scenario: Calculating weekly wages for 68 logged hours at a flat overtime rate of $5 per hour gives $340 instantly.

Step by Step

1. **Halve the Multiplicand**
   Divide the non-5 number by 2 (e.g., half of 84 is 42; half of 85 is 42.5).
2. **Scale by 10**
   Multiply by 10 by shifting the decimal point one position right (42 becomes 420, 42.5 becomes 425).

Practice Problem

Practice Problem (Solve 146 x 5):
Halve 146 → [_____] → Append zero → _____

Is the number being multiplied by 5 even or odd?

Even integer
→ Halve the integer and append zero to the right.

Odd integer
→ Subtract 1, halve, and append 5 to the right.

Squaring Two-Digit Numbers Ending in 5

Squaring two-digit numbers ending in 5 follows a predictable algebraic identity: $(10n + 5)^2 = 100n(n + 1) + 25$. This means every such square always ends in 25, and the leading digits are found simply by multiplying the tens digit n by its consecutive successor (n + 1).

- The last two digits of the product are unconditionally 25.
- Multiply the tens digit n by (n + 1) to generate all prefix digits.
- Works instantaneously for any base value from 15 through 95.

Worked Calculation & Application

TIP

Calculation: 75^2.
Multiply 7 by (7 + 1) = 7 x 8 = 56.
Suffix 25 to get 5,625.
Real-world scenario: Sizing square garden beds measuring 75 feet on each side yields 5,225 square feet of turf needed.

Step by Step

1. **Identify Tens Digit**
   Extract the tens digit n from the number (e.g. for 35, n = 3).
2. **Multiply by Successor**
   Multiply n by (n + 1) to determine the prefix (3 x 4 = 12).
3. **Attach Suffix**
   Place 25 immediately after the prefix (1,225).

Practice Problem

Practice Problem (Solve 45^2):
4 x 5 = [_____] → Append 25 → _____

Does the target base number end exactly in the digit 5?

Ends in 5
→ Multiply leading digit by itself plus one, then append 25.

Ends in a digit other than 5
→ Round to difference of squares shortcut or FOIL mental expansion.

Speed Multiplication by 11 for Two-Digit Numbers

Multiplying a two-digit number by 11 expands the digits based on the binomial distribution: 11 x (10a + b) = 100a + 10a + b. In mental execution, you simply sum the two digits and add place that sum between them, carrying 1 to the hundreds place if the sum reaches or exceeds 10.

- Sum the tens and units digits: a + b.
- If the sum is less than 10, insert it directly between digits a and b.
- If the sum is 10 or greater, carry 1 over into the tens digit a.

Worked Calculation & Application

NOTE

Calculation: 45 x 11.
Add 4 + 5 = 9. Insert 9 between 4 and 5 to get 495.
For 78 x 11: 7 + 8 = 15; keep 5, carry 1 to 7 → 858.
Real-world scenario: An eleven-month installment loan with monthly payments of $45 totals $495.

Step by Step

1. **Split the Outer Digits**
   Write or visualize the two digits with space in the center (e.g. for 53, separate 5 and 3).
2. **Sum the Digits**
   Add 5 + 3 = 8.
3. **Assemble the Product**
   Place 8 in the middle to produce 583.

Practice Problem

Practice Problem (Solve 63 x 11):
6 + 3 = [_____] → Result → _____

Does the sum of the two digits equal 10 or greater?

Sum < 10
→ Insert sum directly between the two digits without carrying.

Sum >= 10
→ Insert to units digit of the sum in the middle and increment the hundreds digit by 1.

Calculating a 15% Tip or Surcharge in Two Steps

Calculating 15% directly requires decimal multiplication. Heuristically, 15% is broken into 10% and 5%. Finding 10% of any total requires shifting the decimal point one position to the left. Finding 5% is simply taking half of that 10% figure. Adding these two values produces the exact 15%.

- **10% Baseline:** Shift the decimal one place to the left.
- **5% Increment:** Halve the 10% value.
- **Combine:** Sum the 10% and 5% values for the exact 15% figure.

Worked Calculation & Application

TIP

Calculation: 15% on a $64.00 restaurant receipt.
Step 1: 10% of $64.00 = $6.40.
Step 2: Half of $6.40 = $3.20.
Step 3: $6.40 + $3.20 = $9.60 tip.
Real-world scenario: Accurately tipping servers or calculating 15% municipal service fees on commercial invoices without phone apps.

Step by Step

1. **Find 10%**
   Move the decimal point left one position ($82.00 → $8.20).
2. **Find 5%**
   Divide the 10% amount by 2 ($8.20 / 2 = $4.10).
3. **Sum Both Components**
   Add $8.20 + $4.10 = $12.30.

Practice Problem

Practice Problem (15% of $48.00):
10% = [_____], 5% = [_____], Total = _____

Is the target total an uneven cents figure (e.g. $43.76)?

Round dollar amount
→ Compute exact 10% and halve directly.

Complex cents amount
→ Round to the nearest whole dollar first, calculate 10% and 5%, then adjust by pennies if exact precision is required.

Mental Math Heuristics Mastery & Practical Checklist

Mental Calculation Verification and Heuristic Mastery Checklist

Review these foundational operational checks to ensure speed heuristics are selected and executed with zero operational drift across exams, budgets, and tutoring sessions.

- [ ] Verify parity and terminal digit constraints before choosing a shortact.
- [ ] Utilize digital roots or casting out nines to audit multiplication products instantly.
- [ ] Confirm whether intermediate halving steps generate fractional values before scaling.

Practice Governance
Consistently verbalize each step aloud when tutoring students until sequenital halving and binomial expansions become automated mental habits.

Step-by-Step Application

1. **Classify Problem Type**
   Examine the operator and divisor/multiplier to match against the 50 heuristic patterns.
2. **Execute Intermediate Decomposition**
   Break numbers into place-value anchors (powers of 10 or factors of 2).
3. **Perform Sanity Check**
   Use rough order-of-magnitude estimation (e.g., 548 / 4 must be between 100 and 150) to catch arithmetic errors.

Daily Heuristic Tracked Today:

Tutor / Self-Audit Notes & Target Speed Milestone:

Verification Decision Tree

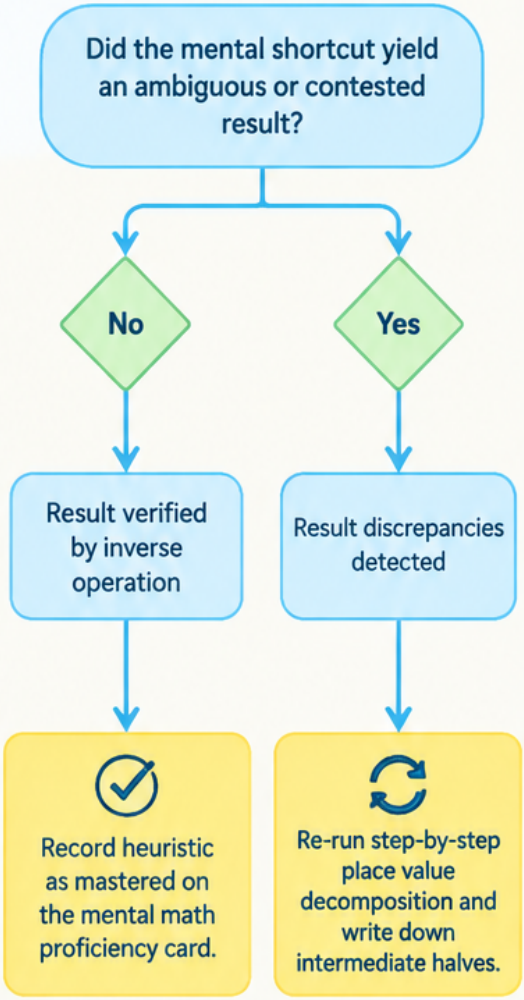

50 Mental Math Shortcuts:

Speed Calculation Toolkit

1 Mental Math Heuristics 1 to 10: Foundational Multiplication and Squaring

Core arithmetic shortcuts utilizing distributive properties, place value decomposition, and base-10 algebra for rapid head calculation.

1 Shortcut 01: Multiplying by 12 via Tens Plus Doubling

Rule: x * 12 = (x * 10) + (x * 2).

Example: 28 * 12 = 280 + 56 = 336.

Application: Calculating annual cost for a $28/month digital subscription.

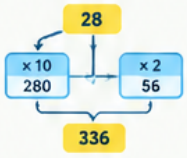

2 Shortcut 02: Multiplying by 5 via Half of Ten

Rule: x * 5 = (x * 10) / 2.

Example: 64 * 5 = 640 / 2 = 320.

Application: Determining standard payroll cost for 64 hours at $5/hr base rate.



3 Shortcut 03: Multiplying by 4 via Double-Doubling

Rule: x * 4 = (x * 2) * 2.

Example: 37 * 4 = (74) * 2 = 148.

Application: Ordering 4 quarterly inventory batch shipments of 37 units each.



4 Shortcut 04: Multiplying by 8 via Triple Doubling

Rule: x * 8 = ((x * 2) * 2) * 2.

Example: 23 * 8 = 46 -> 92 -> 184.

Application: Sizing 8-hour workday output for a production quota of 23 units/hour.



5 Shortcut 05: Multiplying by 9 via Times Ten Minus Self

Rule: x * 9 = (x * 10) - x.

Example: 46 * 9 = 460 - 46 = 414.

Application: Tallying promotional bulk discounts across 9 identical $46 gift baskets.

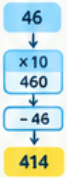

6 Shortcut 06: Multiplying by 11 for Two-Digit Operands

Rule: For 'ab', middle digit is a + b (carry if needed).

Example: 35 * 11 = 3_(3+5)_5 = 385;
78 * 11 = 7_(7+8)_8 = 858.

Application: Calculating an 11% bulk catering markup on a $78 base platter.

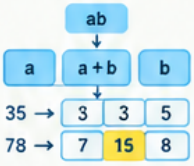

7 Shortcut 07: Multiplying by 15 via Ten Plus Half

Rule: x * 15 = (x * 10) + ((x * 10) / 2).

Example: 42 * 15 = 420 + 210 = 630.

Application: Calculating billing total for 42 consulting hours at $15 per unit.



8 Shortcut 08: Multiplying by 25 via Times Hundred Divided by Four

Rule: x * 25 = (x * 100) / 4.

Example: 36 * 25 = 3600 / 4 = 900.

Application: Converting 36 quarters into total cents or dollar value ($9.00).



9 Shortcut 09: Squaring Two-Digit Numbers Ending in 5

Rule: $(a5)^2$ = (a * (a + 1)) concat 25.

Example: 65^2 = (6 * 7) concat 25 = 4225.

Application: Finding surface square footage of a 65 ft x 65 ft square garden plot.



10 Shortcut 10: Squaring Numbers Near Base 50

Rule: $(50 + d)^2 = (25 + d) * 100 + d^{*2}$.

Example: $54^2 = (25 + 4)*100 + 16 = 2916$.

Application: Rapid area estimation for construction slabs measuring 54 inches on a side.

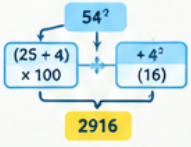

Mental Decomposition Principle

Every speed multiplication method leverages the algebraic distributive law:

a * (b + c) = ab + ac.

Anchor calculations to round bases of 10, 50, or 100 before handling offsets.

Multiplication, Factors & Algebraic Heuristics

Mental Math Heuristics 11 to 20: Advanced Products and Algebraic Factors

Multiplication heuristics covering common algebraic identities, complementary factors, and anchor-base techniques.

11. Difference of Squares for Equidistant Factors

`Rule: (m - d)(m + d) = m^2 - d²`

- **Example:**
  38 * 42 = (40 - 2)(40 + 2) = 1600 - 4 = 1596.
- **Application:**
  Pricing bundled services priced at $38 for 42 client accounts.

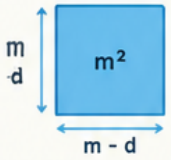

12. Multiplying Numbers Just Over 100

`Rule: (100 + a)(100 + b) = 100 * (100 + a + b) + (a * b)`

- **Example:**
  104 * 107 = 100 * (111) + 28 = 11128.
- **Application:**
  Calculating post-index compound index valuations after dual-bracket adjustments.

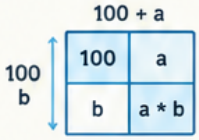

13. Multiplying Numbers Just Under 100

`Rule: (100 - a)(100 - b) = 100 * (100 - a - b) + (a * b)`

- **Example:**
  96 * 97 = 100 * (100 - 4 - 3) + (4 * 3) = 9300 + 12 = 9312.
- **Application:**
  Estimating total yield across 96 production runs operating at 97% efficiency.

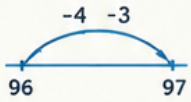

14. Multiplying with Same Tens Digit and Ones Summing to 10

`Rule: (T*10 + a)(T*10 + b) = (T * (T + 1)) concat (a * b)`

- **Example:**
  43 * 47 = (4 * 5) concat (3 * 7) = 2021.
- **Application:**
  Tallying ticket sales for 43 blocks of 47 stadium seats.

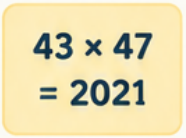

15. Multiplying by 99 via Hundreds Subtraction

`Rule: x * 99 = (x * 100) - x`

- **Example:**
  53 * 99 = 5300 - 53 = 5247.
- **Application:**
  Invoicing 53 hardware accessories priced at wholesale $99 each.

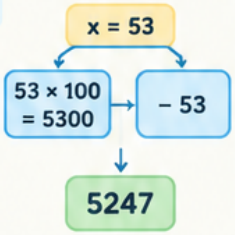

16. Multiplying by 101 via Place Value Offset

`Rule: ab * 101 = abab`

- **Example:**
  74 * 101 = 7474.
- **Application:**
  Computing 101 consecutive days of per diem stipends at $74/day.



17. Halving and Doubling for Even/Five Pairs

`Rule: a * b = (a / 2) * (b * 2)`

- **Example:**
  18 * 35 = 9 * 70 = 630.
- **Application:**
  Calculating travel mileage across 18 work trips averaging 35 miles each.

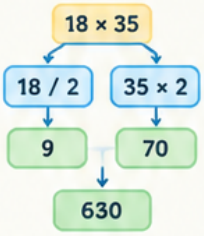

18. Multiplying by 125 via Thousandths Eighths

`Rule: x * 125 = (x * 1000) / 8`

- **Example:**
  48 * 125 = 48000 / 8 = 6000.
- **Application:**
  Estimating cost of 48 bulk supplies priced at $1.25 per unit ($60.00).

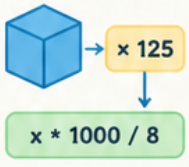

19. Multiplying by 16 via Four Sequential Doublings

`Rule: x * 16 = x * 2 * 2 * 2 * 2`

- **Example:**
  14 * 16 = 28 -> 56 -> 112 -> 224.
- **Application:**
  Converting 14 pounds into total ounces (16 oz/lb).



20. Squaring Numbers Near Base 100

`Rule: (100 + d)^2 = (100 + 2d) * 100 + d^2`

- **Example:**
  106^2 = 11200 + 36 = 11236.
- **Application:**
  Calculating area footprint of a 106 ft square building pad.

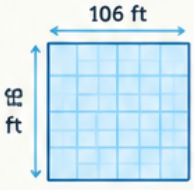

Division, Fractions & Percentages Toolkit

Mental Math Heuristics 21 to 30: Division, Remainders, and Fractions

Rapid mental heuristics for division, reciprocals, simplification, and fractional approximations without scratch paper.

21. Dividing by 5 via Double and Decimate

Rule: x / 5 = (x * 2) / 10
Example: 230 / 5 = (460) / 10 = 46
Application: Splitting a $230 dinner bill equally among 5 5 colleagees.

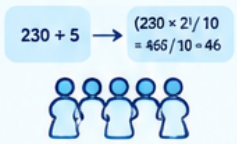

22. Dividing by 25 via Quadruple and Move Decimal

Rule: x / 25 = (x * 4) / 100
Example: 620 / 25 = 2480 / 100 = 24.8
Application: Determining item count when paying 620 cents in quarter coins.



23. Dividing by 4 via Successive Halving

Rule: x / 4 = (x / 2) / 2
Example: 156 / 4 = 78 / 2 = 39
Application: Allocating quarterly payroll targets from a 156-unit annual deliverable.



Common mistake: Don't divide by 2 just once.

24. Dividing by 8 via Triple Halving

Rule: x / 8 = ((x / 2) / 2) / 2
Example: 312 / 8 = 156 → 78 → 39
Application: Packaging 312 components into uniform 8-pack retail cartons.



Common mistake: Don't stop after two halvings.

25. Cross-Multiplication Comparsion for Fractions

Rule: a/b > c/d if a*d > b*c
Example: 5/8 vs 7/11 → 55 vs 56, so 7/11 is larger.
Application: Selecting the higher-yielding financial fund between two percentage returns.

Common mistake: Cross-multiply, don't compare numerators or denominators

26. Butterfly Addition for Unit Fractions

Rule: 1/a + 1/b = (a + b) / (a * b)
Example: 1/3 + 1/5 = (3 + 5) / 15 = 8/15
Application: Combining work capacity when Worker A takes 3 hrs and Worker B takes 5 hrs.

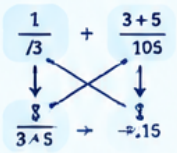

27. Dividing by 50 via Double and Shift Two

Rule: x / 50 = (x * 2) / 100
Example: 850 / 50 = 1700 / 100 = 17
Application: Packing 850 books into bulk shipping crates holding 50 volumes each.



28. Divisibility by 3 and 9 Digit-Sum Fliter

Rule: If digits sum to a multiple of 3 (or 9), the number divides evenly.
Example: 4,752 → 4+7+5+2 = 18 (divisible by both 3 and 9).
Application: Auidlting inventory counts for divisible batch distribution without unboring.

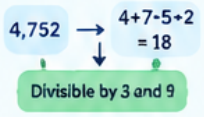

29. Divisibility by 4 via Last Two Digits

Rule: If last 2 digits divide by 4, entire number divides by 4.
Example: 31,824 → 24 / 4 = 6 (divisible).
Application: Validating calendar leap years and schedule rotations.

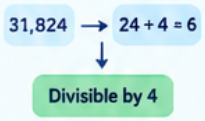

30. Divisibility by 11 via Altrenating Digit Sum

Rule: If (sum of odd place digits - sum of even place digits) is 0 or multiple of 11, it divides evenly.
Example: 8,195 → (8+9) - (1+5) = 17 - 6 = 11 (divisible).
Application: Verifying check digit parity on shipping barcodes and account IDs.

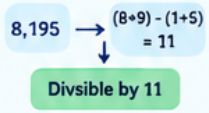

Mental Math Heuristics 31 to 40: Percentages and Commercial Estimation

Practical percentage benchmarks and commercial estimation techniques for retail markkoons, tips, taxes, and compound interest.

31. Commutative Percentages Inversion

Rule: x% of y = y% of x
Example: 16% of 50 = 50% of 16 = 8
Application: Quickly checking the tax levy of 16% on a round $50 material deposit.

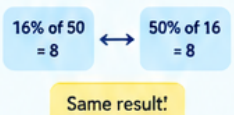

Same result!

32. Calculating 15% Tip via Ten Puls Half-Ten

Rule: 15% of x = (0.10 * x) + (0.05 * x)
Example: 15% of $84.00 = 8.40 + 4.20 = $12.60
Application: Calculating restaurant gratuity on an $84 dining check.



33. Calculating 20% via Double 10%

Rule: 20% of x = (x / 10) * 2
Example: 20% of $65 = 6.50 * 2 = $13.00
Application: Eeculating a standard 20% storewide clearance discount on an apparel item.

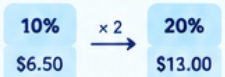

34. Calculating 5% via Ten Percent Halved

Rule: 5% of x = (x / 10) / 2
Example: 5% of $340 = 34 / 2 = $17
Application: Vejefying sales tax-charge on a $340 home improvement purchase.



35. Calculating 30% via Triple 10%

Rule: 30% of x = (x / 10) * 3
Example: 30% of $120 = 12 * 3 = $36
Application: Projecting down-payment requirements on a $120 equipment rental deposit.



36. Calculating 7.5% via 10% Minus Quarter

Rule: 7.5% of x = (0.10 * x) - (0.025 * x)
Example: 7.5% of $200 = 20 - 5 = $15
Application: Factoring municipal tax on a $200 appliance invoice.



37. Rule of 72 for Investment Doubling

Rule: Years to double approx = 72 / Interest Rete.
Example: At 6% return, 72 / 6 = 12 years.
Application: Advising clients on long-term compound growth timelines for retirement deposits.

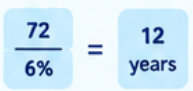

38. Compounded Markup Mulitipler (Markop tnen Mackkown)

Rule: (1 + p)(1 - p) = 1 - p²
Example: 10% increase then 10% decerase = net -1%.
Application: Auditing net retail inventory margin following flash promotional sales cycles.



Net change: −1%

39. Finding 1% Baseline Anchor

Rule: 1% of x = x / 100; scale by integer multipler.
Example: 7% of $450 = (4.50) * 7 = $31.50
Application: Estimating broker commission on a $450 wholesele trading transaction.



40. Converting Fractions to Percents via Common Factor to 100

Rule: (a/b) = (a * k) / 100 where k = 100/b.
Example: 7/20 = (7 * 5) / 100 = 35%
Application: Calculating student test scores for an exam with 20 total questions.



Rapid Subtraction, Real-World Systems & Verification Log

Mental Math Heuristics 41 to 50: Rapid Subtraction, Addition, and Checks

Mental addition chains, zero-base subtractions, date reckoning, and arithmetic verification shortcuts.

41 Subtracting Across Zeros via All From 9 and Last From 10.
Rule: 1,000 - x = (9-h)(9-t)(10-u).
Example: 1,000 - 364 = (9-3)(9-6)(10-4) = 636.
Application: Computing accurate cash register change from a $10.00 bill for a $3.64 charge.

42 Addition Left-to-Right by Place Value.
Rule: Add hundreds first, then tens, then units.
Example: 356 + 278 = (300+200) + (50+70) + (6+8) = 500 + 120 + 14 = 634.
Application: Mentally summing running sub-totals while shopping without a calculator.

43 Subtraction by Adding Up (Cashier Heuristic).
Rule: a - b = Distance from b to round benchmark + Distance to a.
Example: 83 - 47 = (47 → 50 is +3) + (50 → 83 is +33) = 36.
Application: Reconciling shelf inventory deficit between 47 delivered items and 83 ordered items.

44 Casting Out Nines for Fast Verification.
Rule: Sum digits modulo 9 for operands and result, they must match.
Example: 34 * 12 = 408 → (7 * 3 = 21 → 3) vs (408 → 12 → 3).
Application: Auditing manually drafted bookkeeping totals prior to final entry.

45 Consecutive Integers Summing (Gauss Pair Trick).
Rule: Sum(1..n) = (n * (n + 1)) / 2.
Example: Sum 1 to 20 = (20 * 21) / 2 = 210.
Application: Calculating cumulative tournament rounds or tiered shipping volume tiers.

46 Distance-Rate-Time Rebalancing.
Rule: Time in minutes = (Distance / Speed) * 60.
Example: 45 miles at 60 mph = 45 minutes, at 30 mph = 90 minutes.
Application: Predicting freeway driving arrival time during variable highway commutes.

47 Converting Fahrenheit to Celsius Fast Approximation.
Rule: (F - 30) / 2 approx = C.
Example: (68 - 30) / 2 = 38 / 2 = 19 C (exact is 20 C).
Application: Quickly interpreting international weather forecasts when traveling abroad.

48 Converting Kilometers to Miles via Golden Ratio (Fibonacci).
Rule: Adjacent Fibonacci numbers map miles to km (5 mi approx 8 km, 8 mi approx 13 km).
Example: 50 miles approx 80 km.
Application: Road trip navigation through metric speed limit signs.

49 Doomsday Day-of-the-Week Anchor.
Rule: Use fixed month anchor dates (4/4, 6/6, 8/8, 10/10, 12/12, sharing identical day of week.
Example: If anchor is Wednesday, 8/8 is Wednesday, so 8/15 is Wednesday.
Application: Scheduling client appointments without checking digital calendars.

50 Unit Rate Comparsion via Common Cost Scaling.
Rule: Scale package prices to common weight unit (e.g. 100g) by factor multiplication.
Example: $3.00 for 150g vs $4.00 for 250g → 150g is $2.00/100g; 250g is $1.60/100g (250g is cheaper).
Application: Finding the true bulk bargain in grocery supermarket aisles.

Practice Regimen for Daily Retention

Choose 3 heuristics per week. Apply them consciously to retail receipts, driving speeds, restaurant tips, and daily time calculations to turn head math into second nature.

Mental Math Rapid Application Protocol

Standard 4-step workflow for students and tutors to identify and execute speed shortcuts under time pressure.

1 Inspect Numbers for Structural Anchors
Scan operands for proximity to 10, 50, 100, trailling 5s, complementary sums to 10, or small factor powers (2, 4, 8). charge

2 Select the Heuristic and Decomposte
Select the shortcot that requires minimum working memory carryovers. Break the problem into round base plus/minus deviation.

3 Execute Subtotals in Head Left-to-Right
Compote higher-place value terms first to maintain intuitive magnitude scale and avoid digit transpositions.

4 Verify with Parity or Last-Digit Sanity Check
Check that the final unit digit matches the product/sum of tehe operand unit digits, or quickly cast out nines.

Which mental pathway best suits this arithmetic problem?

Operands are close to round base 10, 50, or 100	Use base deviation or difference of squares (Shortcuts 01, 09, 10, 11, 12, 13).
Multiplier is 5, 15, 25, 50, or 125	Transform into base-10 division or doubling chains (Shortcuts 02, 07, 33).
Calculating consumer rates, taxes, or discounts	Apply benchmark percentages 10%, 5%, or commutative inversion (Shortcuts 31 to 36).
Auditing or verifying manual sums	Apply casting out nines or unit-digit parity check (Shortcut 44).

Daily Mental Math Performance Log

Log sheet for students, parents, and tutors to record dally speed math drills, target shortcuts practiced, and error analyses.

Session Date and Target Shortcut Numbers (e.g. #01, #06, #31):	
Practice Equations Solved Mentally (List 5 problems):	
Observed Calculation Hesitations or Working Memory Bottlenecks:	
Real-World Observation (Retail, commute, budgeting instances where shortcut was ueed):	
Tutor / Self-Audit Verification Check Notes:	

Mental Calculation Shortcuts: Rapid Fraction Sizing

RAPID FRACTION SIZING

Mental Math Heuristics: Rapid Fraction Sizing

When evaluating two fractions without calculating common denominators, cross-multiplication offers immediate scale comparison. For any two positive fractions a/b and c/d, compare the cross-products: compute a × d and b × c. If a × d > b × c, then a/b > c/d. If a × d < b × c, then a/b < c/d. If equal, the fractions represent equivalent quantities.

- Eliminates the time-consuming step of finding least common multiples (LCM).
- Directly pairs numerator values with opposite denominators for clean mental comparison.
- Relies strictly on whole-number multiplication properties: a/b − c/d = (ad − bc) / (bd).

Common Pitfall: Swapping Numerator Sides

Always associate the product with the top numerator: a * d stays on the left (fraction a/b), and b * c belongs to the right (fraction c/d). Reversing this flips your inequality.

How to Apply

1. **Pair the First Cross-Product**
   Multiply the numerator of the first fraction (a) by the denominator of the second fraction (d). Hold this integer value on your left.
2. **Pair the Second Cross-Product**
   Multiply the denominator of the first fraction (b) by the numerator of the second fraction (c). Hold this integer value on your right.
3. **Evaluate Relative Magnitude**
   Compare the two whole-number products directly. The fraction whose numerator contributed to the larger product is the greater fraction.

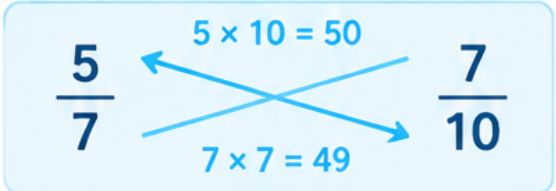

Worked Example & Retail Unit-Pricing Application

Supermarket shelf tags frequently display inconsistent units or packaging proportions. In this scenario, two competing bulk packages of flour are priced as follows: Brand A offers 5 kg for $7 (effective rate: 5/7 kg per dollar), while Brand B offers 7 kg for $10 (effective rate: 7/10 kg per dollar). Determine which purchase yields more quantity per dollar.

- Brand A rate: 5/7 kg per dollar.
- Brand B rate: 7/10 kg per dollar.
- Left product computation: 5 × 10 = 50.
- Right product computation: 7 × 7 = 49.
- Result: 50 > 49, therefore 5/7 > 7/10.
  Brand A delivers more product per dollar spent.

Practical Shopping Tip

When comparing cost-efficiency, you can compare either quantity-per-dollar (where higher is better) or dollar-per-unit (where lower is better). Maintain the exact same orientation for both fractions.





$\frac{5}{7}$ kg per dollar

$\frac{7}{10}$ kg per dollar

5 × 10 = 50 (left product) > 7 × 7 = 49 (right product)

5/7 > 7/10

Brand A is the better value.

Which cross-product is larger?

Left product (a × d) is greater than right product (b × c)	Right product (b × c) is greater than left product (a × d)	Both cross-products are exactly equal
→ Conclude that a/b is strictly greater than c/d.	→ Conclude that c/d is strictly greater than a/b.	→ The two fractions are equivalent.

Core 50 Mental Calculation Heuristics Compendium

Mental Heuristics Quick Reference: Core 50 Compendium

Review this reference index of 50 discrete mental calculation heuristics. Each technique leverages algebraic identities and number properties to replace tedious pencil-and-paper computation with instantaneous mental arithmetic.

1 Cross-Multiplication
Compare a/b vs c/d via a*d vs b*c (5/7 vs 7/10 → 50 > 49; grocery unit sizing).

2 Multiply by 5
Halve the number, then append 0 or multiply by 10 (48 * 5 = 240; shift hours calculation). ×5

3 Divide by 5
Double the number, then move decimal left one place (145 / 5 = 29.0; quick tip). ÷5

4 Multiply by 4
Double twice in sequence (36 * 4 → 72 → 144; bulk item quadrupling). ×4

5 Divide by 4
Halve twice in sequence (180 / 4 → 90 → 45; quarterly budgeting splits). ÷4

6 Multiply by 9
Multiply by 10, then subtract original number (43 * 9 = 387; monthly utility projections). ×9

7 Multiply by 11 (2-Digit)
Add digits and insert sum (35 * 11 → 3 8 5 = 385; inventory packaging). 3 8 5

8 Multiply by 11 (With Regrouping)
Insert sum and carry tens place (48 * 11 → 4 12 8 = 528; shipping pallet counts). 4 12 8

9 Multiply by 15
Add half to itself, then ×10 (24 * 15 = 360; overtime tracking). ×15

10 Multiply by 25
Divide by 4, then ×100 (64 * 25 = 1600; cash reconciliation). ×25

11 Divide by 25
Multiply by 4, then ÷100 (350 / 25 = 14; currency conversions). ÷25

12 Multiply by 50
Halve number, then ×100 (86 * 50 = 4300; inventory batches). ×50

13 Multiply by 99
Multiply by 100, then subtract original number (27 * 99 = 2673; retail discount pricing). ×99

14 Multiply by 101
Write two-digit number twice 73 * 101 = 7373; wholesale invoicing). 101

15 Difference of Squares for Near Twins
(a-b)(a+b) = a² - b²
29 * 31 = 899; area measurements). a^2-b^2

16 Squaring Numbers Ending in 5
n(n+1) then append 25
(65² = 4225; floor square-footage). 2^2

17 Squaring Near 50
Add/subtract deviation from 25, append deviation squared (53² = 2809; engineering). 2^2

18 Squaring Near 100
Add deviation to base, append deviation squared (106² = 11236; land assessment). 2^2

19 Ten-Percent Anchor for Tipping
Shift decimal left one place 10% of $64.80 = $6.48; 20% = $12.96; dining gratuity). 10%

20 One-Percent Micro-Scale
Shift decimal left two places 1% of $820 = $8.20; credit card cashback). 1%

21 Fifteen-Percent Gratuity Shortcut
10% + half of that ($40 → $6; restaurant service fee). 15%

22 Fifty-Percent Half Rule
Divide total in half ($184 at 50% off = $92; clearance shopping). 50%

23 Twenty-Five Percent Quarter Rule
Halve twice ($88 → $44; save $22; markdowns). 25%

24 Five-Percent Quick Split
Take 10% and halve it ($160 * 0.05 = $8; tax check). 5%

25 Percent-Value Commutative Flip
x% of y = y% of x
16% of 25 = 4; interest sizing).

26 Complementary Subtraction for Change
Subtract from 9s, rightmost from 10 ($100 - $63.42 = $36.58; register change). 9 9 10 10

27 Left-to-Right Mental Addition
Sum hundreds, tens, then ones 456 + 237 = 693; odometer tracking). +

28 Compensation Addition
Round to nearest ten, then balance (398 + 457 = 855; utility bill tallies). ≈

29 Subtraction via Incremental Addition
Count up from subtrahend (83 - 47 = 36; time between appointments). ↑

30 Cross-Addition for Fraction Sums
a/b + c/d = (ad + bc)/bd
1/3 + 2/5 = 11/15; recipe ingredients). $\frac{a}{b}+\frac{c}{d}$

31 Invert-and-Multiply Fraction Division
Multiply by reciprocal (3/4 ÷ 2/3 = 1/8; fabric bolts). × $\frac{1}{LO}$

32 Double-and-Halve Multiplication
Halve even factor, double other (35 * 16 = 560; carton totals). ×

33 Base-100 Speed Multiplication
(100+a)(100+b) = 100+a+b with ab appended
104 * 107 = 11128; tile orders). 100

34 Below-100 Speed Multiplication
(100-a)(100-b) = 100-(a+b) with ab appended
96 * 97 = 9312; fabric cuts). 100

35 Divisibility by 3 Rule
Sum of digits divisible by 3 (531 → 5+3+1=9; party bill). ÷3

36 Divisibility by 4 Rule
Last two digits multiple of 4 (728 → 28; leap year). ÷4

37 Divisibility by 6 Rule
Even and divisible by 3 (432 → 4+3+2=9; chairs in 6 rows). ÷6

38 Divisibility by 8 Rule
Last three digits multiple of 8 (5816 → 816/8=102; 8-packs). ÷8

39 Divisibility by 9 Rule
Sum of digits divisible by 9 (783 → 7+8+3 =18; ledger checksums). ÷9

40 Rule of 72 for Investment Doubling
72 ÷ rate (72 / 6% = 12 years; retirement fund).

41 Rule of 115 for Investment Tripling
115 ÷ rate (115 / 8% = 14.4 years; college savings).

42 Elapsed Time Counting Method
Jump to next hour marker (8:45 AM → 1:15 PM = 4 hr 30 min; work time-card).

43 Benchmark Fraction Decimal Conversions
Memorize eighths (1/8=0.125,...; carpentry and drill bits).

44 Benchmark Thirds and Sixths
1/3=0.333..., 2/3=0.666...
1/6=0.166..., 5/6=0.833.... (blueprints).

45 Kilometer-to-Mile Golden Ratio Approximation
5 km ≈ 3 mi, 8 km ≈ 5 mi, 13 km ≈ 8 mi (navigation).

46 Temperature Conversion F-to-C
Subtract 30, then halve (70°F → 20°C, exact 21.1°C; weather reports).

47 Temperature Conversion C-to-F
Double, then add 30 (25°C → 80°F, exact 77°F; travel climate).

48 Metric Weight Conversion Heuristic
1 kg = 2.2 lb (kg x 2 + 10%)
(40 kg → 88 lb; luggage verification). kg

49 Liquid Volume Shortcut
1 gal ≈ 3.8 L, 4 gal ≈ 15 L (fuel purchase sizing).

50 Distance-Speed-Time Scaling
60 mph = 1 mile per minute (45 miles = 45 min; arrival planning).

Smarter Math • Faster Decisions • Everyday Use

Mental Math Practice Log & Real-World Application

Mental Math Practice Log & Reflection

Record your daily mental calculation practice. Track speed heuristics tested, real-world estimation scenarios encountered, and accuracy notes.

- Consistent daily application of 2-3 heuristics builds rapid retrieval fluency.
- Verify your mental estimates with written calculations or receipts to calibrate precision.

Tutor & Parent Tip

Ask students to verbally explain their heuristic pathway (e.g., 'I doubled twice' or 'I cross-multiplied') before confirming with paper.

Date & Practice Scenario (e.g., grocery shopping, tip calculation)

Heuristic Numbers Used (e.g., #1 Cross-Multiplication, #25 Percent-Value Commutative Flip)

Mental Estimation Result vs. Exact Verified Value

Reflection & Technique Refinements

MENTAL MATH SHORTCUTS:

50 SPEED STRATEGIES

Practical Everyday Calculation Heuristics for Students, Parents, and Tutors

Mental Math Mastery: Core Heuristics and Practical Toolkit

Mental arithmetic builds numerical agility, sharpens estimation, and reduces dependence on physical calculators during timed exams, business transactions, and daily life. This handbook details 50 mathematically verified speed techniques organized by core operations: rapid multiplication, division and scaling, rapid addition and subtraction, fractions and percentages, and square roots and estimation. Each technique features a formal algebraic basis, an instant execution protocol, a concrete worked example, and an everyday application context.



- Master base adjustments, factoring pairs, and complementary arithmetic.
- Execute rapid calculations from left to right to build instant estimates.
- Apply quarter, third, and reciprocal relationships directly to retail and finance.

Practitioner Implementation Note

For parents and tutors: Introduce 3 to 5 shortcuts per practice session. Have students verbalize intermediate decomposition steps before writing results to lock in number sense.

Multiplication Heuristics 1 through 10

Multiplication Heuristics 1 through 10: Scaling and Factor Decomposition

Multiplication strategies rely on transforming difficult multipliers into round powers of ten, symmetric factors, or balanced differences of squares.

1 Multiplication by 25 Using Quad-Division

Strategie:
Divide the multiplicand by 4 and multiply by 100 ((N / 4) * 100).



Worked Example:
48 * 25 = (48 / 4) * 100 = 12 * 100 = 1,200.

Practical Application:
Counting dollar values from stacks of 48 twenty-five cent coins ($12.00).

2 Multiplication by 50 via Halving and Centering

Strategie:
Divide the target by 2 and append two ceros ((N / 2) * 100).



Worked Example:
64 * 50 = (64 / 2) * 100 = 32 * 100 = 3,200.

Practical Application:
Pricing 64 units at a wholesale rate of $50 per carton.

3 Multiplication by 5 via Halving Decade

Strategie:
Divide by 2 and multiply by 10 ((N / 2) * 10).



Worked Example:
78 * 5 = (78 / 2) * 10 = 39 * 10 = 390.

Practical Application:
Total cost of five cafeteria lunches costing $78 total or $7.80 each.

4 Multiplication by 125 Using Octo-Division

Strategie:
Divide by 8 and multiply by 1,000 ((N / 8) * 1,000).



Worked Example:
72 * 125 = (72 / 8) * 1,000 = 9,000.

Practical Application:
Computing total volume across 72 shipments weighing 125 kg each.

5 Multiplying Two-Digit Numbers by 11

Strategie:
Sum the two digits and insert the result between them; carry over tens if the sum exceeds 9.



Worked Example:
45 * 11 → middle is 4 + 5 = 9 → 495.
For 78 * 11: 7 + 8 = 15 → (7 + 1)58 = 858.

Practical Application:
Adding a 10% tip plus original bill in a single step.

6 Squaring Numbers Ending in 5

Strategie:
Multiply the tens digit d by (d + 1) and append 25 (d(d + 1) * 100 + 25).

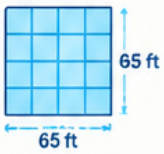

Worked Example:
65^2 = (6 * 7) followed by 25 = 4,225.

Practical Application:
Determining the floor area of a 65 ft by 65 ft square warehouse bay.

7 Multiplying Numbers with Common Tens and Units Adding to 10

Strategie:
Multiply tens digit d by (d + 1), then multiply units digits u1 * u2 and concatenate.

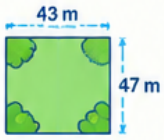

Worked Example:
43 * 47 = (4 * 5) and (3 * 7) = 2,021.

Practical Application:
Evaluating rectangular land parcels measuring 43 meters by 47 meters.

8 Difference of Squares for Close Symmetric Numbers

Strategie:
Use $(A - x)(A + x) = A^2 - x^2$ where A is the average.

$$(A - x)(A + x) = A^2 - x^2$$

Worked Example:
29 * 31 = (30 - 1)(30 + 1) = $30^2 - 1^2$ = 900 - 1 = 899.

Practical Application:
Fast revenue checks on 29 items sold at $31 each.

9 Doubling and Halving

Strategie:
Repeatedly double one factor while halving the other even factor until mental multiplication is trivial.



Worked Example:
16 * 35 = 8 * 70 = 4 * 140 = 560.

Practical Application:
Multiplying recipe yields or bulk fabric length.

10 Multiplication by 9, 99, or 999

Strategie:
Multiply by 10^k and subtract the original number ($N * (10^k - 1) = N * 10^k - N$).



Worked Example:
54 * 99 = 5,400 - 54 = 5,346.

Practical Application:
Total price of 54 items discounted to $99 each.

Base-100 & Criss-Cross Methods (Shortcuts 11–20)

Multiplication Heuristics 11 through 20: Base Systems and Criss-Cross Methods

Using reference bases like 100 or 1,000 streamlines calculations with numbers situated just above or below familiar standard decimal benchmarks.

Base-100 (Deficit/Excess)

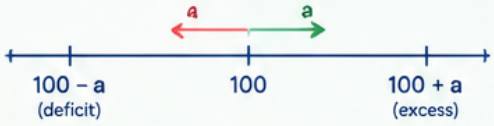

Criss-Cross (2x2)

a	b
c	d

1. Multiply unit digits (b × d).
2. Add inner and outer products with carry.
3. Multiply tens digits (a × c).

11 Base-100 Multiplication for Numbers Just Above 100

Strategy:
(100 + a)(100 + b) = 100 * (100 + a + b) + (a * b).

Worked Example:
104 * 107 = (104 + 7) * 100 + (4 * 7) = 11,128.

104 × 107
(100 + 4)(100 + 7)
↓ ↓ ↓
100 × 11 + 28
= 11,128

Common Mistake: Forgetting to add a + b before multiplying by 100.

Practical Application: Projecting compounded growth across two consecutive inflation metrics.

12 Base-100 Multiplication for Numbers Just Below 100

Strategy:
(100 - a)(100 - b) = 100 * (100 - a - b) + (a * b).

Worked Example:
96 * 93: deficits are 4 and 7; (96 - 7) = 89;
4 * 7 = 28 → 8,928.

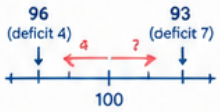

Common Mistake: Subtracting the deficits instead of adding their product.

Practical Application: Wholesale clearance calculations for seasonal stock.

13 Base-100 Mixed Deviation (One Above, One Below)

Strategy:
(100 + a)(100 - b) = 100 * (100 + a - b) - (a * b).

Worked Example:
105 * 96 = (105 - 4) * 100 - (5 * 4) = 10,100 - 20 = 10,080.

105 × 96
(100 + 5)(100 - 4)
↓ ↓ ↓
100 × 101 – 20
= 10,080

Common Mistake: Using + (a * b) instead of - (a * b).

Practical Application: Net budget variance when one index rises by 3% and another drops by 4%.

14 Multiplying by 15 via 1.5-Decade Scaling

Strategy:
Add half of the number to itself, then append a zero ((N + N/2) * 10).

Worked Example:
44 * 15 = (44 + 22) * 10 = 66 * 10 = 660.

44 × 15
44 + 22
↓
66 × 10 = 660

Common Mistake: Forgetting to multiply by 10 at the end.

Practical Application: Hourly billing calculations for a contractor working 44 hours at $15 per hour.

15 Multiplying by 1.25 via Quarter Addition

Strategy:
Add one-fourth of the number to itself (N + N/4).

Worked Example:
84 * 1.25 = 84 + 21 = 105.

84 × 1.25
84 + 21
↓
= 105

Common Mistake: Using one-half instead of one-quarter.

Practical Application: Converting foreign currency with a 1.25 exchange rate multiplier.

16 Two-Digit Criss-Cross Multiplication

Strategy:
Multiply unit digits, sum inner and outer products with carry, then multiply tens digits.

Worked Example:
23 * 41 → Units: 3*1=3; Middle: (2*1)+(3*4)=14 (write 4, carry 1); Tens: 2*4+1 = 9 → 943.

2	3
4	1

1. 3 × 1 = 3
2. (2 × 1) + (3 × 4) = 14
3. 2 × 4 + 1 = 9

→ 943

Common Mistake: Forgetting the carry from the middle step.

Practical Application: Point-of-sale total verification when electronic scanners go offline.

17 Multiplying by 19 via 20-Decade Offet

Strategy:
Multiply by 20 and subtract the original number (N * 20 - N).

Worked Example:
32 * 19 = (32 * 20) - 32 = 640 - 32 = 608.

32 × 19
(32 × 20) – 32
↓
= 640 – 32
= 608

Common Mistake: Subtracting before multiplying by 20.

Practical Application: Invoicing 32 monthly subscriptions priced at $19 each.

18 Multiplying by 21 via 20-Decade Addition

Strategy:
Multiply by 20 and add the original number (N * 20 + N).

Worked Example:
45 * 21 = (45 * 20) + 45 = 900 + 45 = 945.

45 × 21
(45 × 20) + 45
↓
= 900 + 45
= 945

Common Mistake: Adding before multiplying by 20.

Practical Application: Total cost of 45 utility service packs at $21 per unit.

19 Squaring Two-Digit Numbers Near 50

Strategy:
For $(50 + x)^2$, take (25 + x) as hundreds and append x^2.

Worked Example:
54^2 = (25 + 4)*100 + 4^2 = 2,900 + 16 = 2,916.

54^2
(25 + 4) × 100 + 4^2
↓
2,900 + 16
= 2,916

Common Mistake: Using 25 - x instead of 25 + x for numbers above 50.

Practical Application: Tile count estimation for a square kitchen patio 54 feet wide.

20 Squaring Two-Digit Numbers Below 50

Strategy:
For $(50 - x)^2$, take (25 - x) as hundreds and append x^2.

Worked Example:
47^2 → deficit x = 3; (25 - 3)*100 + 3^2 = 2,200 + 09 = 2,209.

47^2
(25 – 3) × 100 + 3^2
↓
2,200 + 09
= 2,209

Common Mistake: Using 25 + x instead of 25 + x for numbers below 50.

Practical Application: Quick square footage evaluation for a residential lot measuring 47 ft by 47 ft.

Division Heuristics 21 through 30

Division and Proportion Heuristics 21 through 30: Rapid Scaling and Factoring

Mental division relies on reciprocal multipliers, denominator factor splits, and strategic zero elimination.

Smarter shortcuts for faster results!

21 Division by 5 via Doubling and Shifting

- **Strategy:** Double the dividend and shift the decimal point one place to the left ((N * 2) / 10).
- **Worked Example:** 245 / 5 = (245 * 2) / 10 = 490 / 10 = 49.
- **Practical Application:** Splitting an expense evenly among 5 team members.

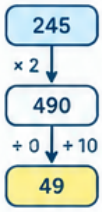

22 Division by 25 via Quad-Multiplication

- **Strategy:** Multiply the dividend by 4 and divide by 100 ((N * 4) / 100).
- **Worked Example:** 350 / 25 = (350 * 4) / 100 = 1,400 / 100 = 14.
- **Practical Application:** Determining how many 25-cent tokens can be bought with $350.



23 Division by 50 via Doubling and Dividing by 100

- **Strategy:** Multiply the number by 2 and divide by 100 ((N * 2) / 100).
- **Worked Example:** 1,650 / 50 = (1,650 * 2) / 100 = 3,300 / 100 = 33.
- **Practical Application:** Calculating fuel mileage runs for vehicles with 50-gallon standard tanks.



24 Division by 125 via Octo-Multiplication

- **Strategy:** Multiply the dividend by 8 and divide by 1,000 ((N * 8) / 1,000).
- **Worked Example:** 4,500 / 125 = (4,500 * 8) / 1,000 = 36,000 / 1,000 = 36.
- **Practical Application:** Packaging 4,500 grams into 125-gram retail pouches.



25 Factoring the Divisor into Friendly Pairs

- **Strategy:** Split a composite divisor into consecutive facters (e.g, / 18 -> / 9 then / 2).
- **Worked Example:** 432 / 18 = (432 / 9) / 2 = 48 / 2 = 24.
- **Practical Application:** Distributing 422 textbooks equally across 18 clasrsooms.

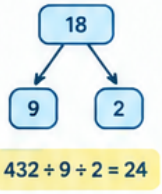

26 Divisibility by 3 Rule for Quick Reduction

- **Strategy:** Sum the digits; if the sum is divisiblle by 3, the entire number is divisible by 3.
- **Worked Example:** Check 8,316: 8 + 3 + 1 + 6 = 18 (divisible by 3) -> 8,316 / 3 = 2,772.
- **Practical Application:** Checking whether raw project hours can be partitioned into three equal shifts.

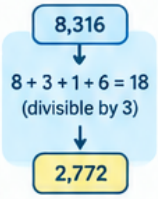

27 Divisibility by 4 via Last Two Digits

- **Strategy:** Check if the last two digits form a number divisible by 4.
- **Worked Example:** 7,536 -> 36 is divisible by 4 (36 / 4 = 9), so 7,536 is divisible by 4.
- **Practical Application:** Splitting quarterly supply requisitions into four even orders.

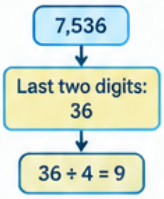

28 Divisibility by 9 Digital Sum Verification

- **Strategy:** Sum all digits; if the sum is a multiple of 9, the number is divisible by 9.
- **Worked Example:** Check 4,752 -> 4 + 7 + 5 + 2 = 18 (multiple of 9) -> 4,752 / 9 = 528.
- **Practical Application:** Spotting arithmetic errors on cash register balance sheets.

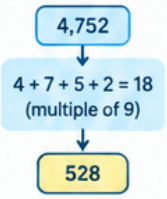

29 Division by 15 via Factor Splitting (/ 3 then / 5)

- **Strategy:** Divide by 3 first, then divide the quotient by 5 (or dubble and divide by 30).
- **Worked Example:** 540 / 15 = (540 / 3) / 5 = 180 / 5 = 36.
- **Practical Application:** Hourly payroll rate for a $540 assignment running 15 hours.



30 Divisibility by 11 Alternating Sum Check

- **Strategy:** Subtract the sum of even-positioned digits from odd-positioned digits; if difference is 0 or multiple of 11, it is divisible.
- **Worked Example:** 8,074 -> (8 + 7) - (0 + 4) = 15 - 4 = 11 (divisiblle by 11).
- **Practical Application:** Validating checksum sequences on tracking labels.

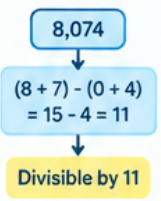

Common Mistake: Do not convert a remainder to a fraction. Keep the result as a whole number or use proper fraction form only when the problem specifically asks for a remainder fraction.

Addition and Subtraction Heuristics 31 through 40

Addition and Subtraction Heuristics 31 through 40: Left-to-Right and Complementary Methods

High-speed mental addition and subtraction operate from most-significant to least-significant digit, eliminating column regrouping memory bottenecks.

Complementary bridging across hundreds

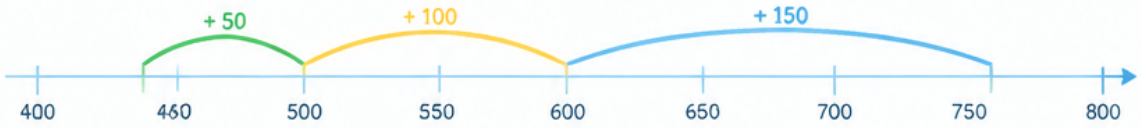

31 Left-to-Right Mental Addition

Strategy: Add hundreds, then tens, then units sequentially.

Worked Example: 456 + 328 = (456 + 300) = 756; 756 + 20 = 776; 776 + 8 = 784.

Practical Application: Adding running mileage or daily calorie tracking totals.

Common Mistake: Skipping a place value step.

32 Mental Subtraction by Complementary Rounding

Strategy: Round the subtrahend up to the nearest ten or hundred, subtract, and add back the surplus offset.

Worked Example: 642 - 197 = (642 - 200) + 3 = 442 + 3 = 445.

Practical Application: Calculating change from a $200 store credit voucher.

Common Mistake: Forgetting to add back the offset.

33 Subtracting from Power-of-Ten Bases (All from 9, Last from 10)

Strategy: Subtract all leading digits from 9 and the final non-zero unit digit from 10.

Worked Example: 1,000 - 637 -> (9 - 6) = 3, (9 - 3) = 6, 10 - 7) = 3 -> 363.

Practical Application: Calculating cash change returned from a $1,000 corporate purchase order.

Common Mistake: Mixing up the 9s and 10 rule.

34 Compensation Addition via Compatible Pairs

Strategy: Shift a small quantity from one addend to another to make a round decade.

Worked Example: 49 + 76 = (49 + 1) + (76 - 1) = 50 + 75 = 125.

Practical Application: Quick retail tally of two grocery items priced at $49 and $76.

Common Mistake: Changing the wrong amount.

35 Left-to-Right Mental Subtraction

Strategy: Subtract hundreds, then tens, then units in sequence.

Worked Example: 854 - 321 = (854 - 300) = 554; 554 - 20 = 534; 534 + 1 = 533.

Practical Application: Mileage balance remaining on an 854-mile vehicle lease allowance.

Common Mistake: Borrowing or regrouping by accident.

36 Bridging Through Ten for Multi-Digit Sums

Strategy: Partition the second number to complete the nearest base 10 before adding the remainder.

Worked Example: 58 + 27 = (58 + 2) + 25 = 60 + 25 = 85.

Practical Application: Calculating overtime hours when starting at 58 accumulative hours.

Common Mistake: Not partitioning to the nearest ten.

37 Difference Retention Under Constant Shift

Strategy: Add or subtract equal amounts to both numbers to eliminate a borrow step ((A - B) = (A + c) - (B + c)).

Worked Example: 73 - 38 = (73 + 2) - (38 + 2) = 75 - 40 = 35.

Practical Application: Determining the age difference or tenure gap between two employees.

Common Mistake: Adding different amounts to each number.

38 Grouping to Ten in Long Addition Columns

Strategy: Scan single-digit lists for pairs summing to 10 (e.g., 7+3, 6+4, 8+2) before adding residuals.

Worked Example: 7 + 6 + 3 + 8 + 4 -> (7 + 3) + (6 + 4) + 8 = 10 + 10 + 8 = 28.

Practical Application: Auditing restaurant receipt line items rapidly.

Common Mistake: Missing a pair that sums to 10.

39 Adding Consecutive Sequences via Average Pairing

Strategy: Multiply the sum of the first and last number by half the sequence length (n * (first + last) / 2).

Worked Example: Sum 1 to 20: 20 * (1 + 20) / 2 = 10 * 21 = 210.

Practical Application: Calculating prize pool distributions across 20 tiered tournament ranks.

Common Mistake: Using n instead of n/2.

40 Complementary Addition for Cash Register Audits

Strategy: Find the distance to the nest hundred, then add the target remainder.

Worked Example: Distance from 168 to 200 is 32; distance from 200 to 245 is 45; total gap = 32 + 45 = 77.

Practical Application: Balancing bank drawers against expected register totals.

Common Mistake: Forgetting to add the second gap.

Percentages and Estimation Heuristics 41 through 50

Percemtagss Percentages, Fractions, and Estimation Heuristics 41 through 50

Translating percentages into modular unit fractions and exploiting percentage reversibility enables immediate mental calculation without scrap paper.

41 Finding 10%, 1%, and 5% Modularly

Strategy: Shift decimal left for 10% (/ 10), shift twice for 1% (/ 100), halve 10% to get 5%.

Worked Example: For $180:
10% = $18, 5% = $9, 1% = $1.80.

Practical Application: Quick tip estimation and retail sales tax calculations.

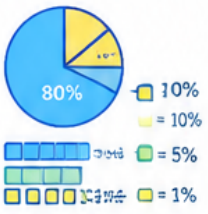

Modular breakdown

42 The 15% Tip Rule (10% + 5%)

Strategy: Calculate 10% of total and add half of that value.

Worked Example: 15% of $64.00:
10% = $6.40; half is $3.20;
sum = $6.40 + $3.20 = $9.60.

Practical Application: Gratuity computation at a restaurant without a tip calculator.

Total: $64.00
10% = $6.40
Half of 10% = $3.20
15% = $9.60

43 Percentage Reversibility (x% of y = y% of x)

Strategy: Swap the percentage and base to use an easier mental fraction (x% * y = y% * x).

Worked Example: 16% of 25 = 25% of 16 = 16 / 4 = 4.

Practical Application: Evaluating 18% of 50 -> 50% of 18 = 9.



Butterfly method

44 Finding 20% via Division by 5

Strategy: Divide target by 5 (or compote 10% and double it).

Worked Example: 20% of $85 = $85 / 5 = $17 (or $8.50 * 2 = $17.00).

Practical Application: Estimating retailer storewide 20% markdown discounts.



$85 ÷ 5 = $17

45 Finding 33.33% and 66.67% via Thirds

Strategy: Divide by 3 for 33.33%; multiply the quotient by 2 for 66.67%.

Worked Example: 33.33% of 240 = 240 / 3 = 80; 66.67% = 160.

Practical Application: Computing insurance co-pays and joint venture equity divisions.

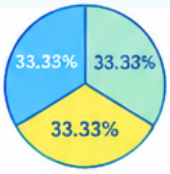

240 ÷ 3 = 80
66.67% = 160

46 Cross-Multiplication for Fraction Comparison

Strategy: Compare a/b and c/d by cross-multiplying: compare (a * d) with (b * c).

Worked Example: Compare 5/7 and 7/10 -> 5*10=50, 7*7=49; 50 > 49, so 5/7 > 7/10.

Practical Application: Comparing unit price bargains across two competitive bulk containers. containers.

$$\frac{5}{7} > \frac{7}{10}$$

5 × 10 = 50
7 × 7 = 49
50 > 49

47 Butterfly Addition for Distinct Fractions

Strategy: a/b + c/d = (ad + bc) / bd.

Worked Example: 2/5 + 1/3 = ((2*3) + (5*1)) / (5*3) = (6 + 5) / 15 = 11/15.

Practical Application: Combining fractional measurements in woodworking and culinary recipes.



$$\frac{(2 \times 3 + 5 \times 1)}{15} = \frac{11}{15}$$

48 Estimating Square Roots via Nearest Perfect Square

Strategy: √N ≈ √S + (N - S) / (2 * √S), where S is the closest perfect square.

Worked Example: √53: nearest square is 49 (sqrt=7) 7 + (53 - 49) / (2 * 7) = 7 + 4/14 = 7.285.

Practical Application: Estimating hypotenuse lengths for framing construction.

√53 ≈ 7.285
S = 49 (√49 = 7)



49 Compound Percentage Stacking via Successive Beses

Strategy: Apply discounts sequentialy instead of combining percentages additively.

Worked Example: $100 with 20% off then 10% off: $100 -> $80; 10% of $80 = $8; final = $72 (total 28% off, not 30%).

Practical Application: Calculating true clearance prices on layered department store sales.

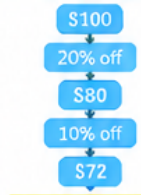

Total discount = 28% (not 30%)

50 The Rule of 72 for Investment Doubling Time

Strategy: Divide 72 by the annual interest rate to find approximate doubling years.

Worked Example: At a 6% annual return: 72 / 6 = 12 years to double investment capital.

Practical Application: Quick retirement portfolio planning and personal wealth tracking.


72 ÷ 6 = 12 years

Mental Math Operational Workflow and Tracking Log

Mental Math Operational Workflow and Field Diagnostic

Apply this systematic operational workflow when approaching any arithmetic problem mentally.

- Inspect the numbers to identify round anchors, decimal factors, or symmetry.
- Select the heuristic that minimizes mental carry-overs and regrouping steps.
- Verify magnitude using rough order-of-magnitude rounding.

1 Phase 1: Factor and Anchor Identification

5, 25, 50, 11
100, 1,000

Examine operands for factors of 5, 25, 50, 11, or proximity to base 100 or 1,000.

2 Phase 2: Decomposition and Transformation

48 × 25
↓
(48 ÷ 4) × (25 × 4)
= 12 × 100

Apply the appropriate heuristic (e.g., halving/doubling, quarter-division, or complementary shift).

3 Phase 3: Left-to-Right Assembly

1 2 8
× 3 5
4 4 8 0

Synthesise intermediate results starting with highest-value place values.

4 Phase 4: Sanity Check and Digital Sum

~ 4,480
(≈ 4,500)

Validate the final estimate against a quick order-of-magnitude bounds check.

Which mental multiplication strategy should be deployed?

Multiplier is 5, 25, 50, or 125

48 × 25
↓
48 ÷ 4 = 12
12 × 100 = 1,200

Use scaling division: divide by 2, 4, or 8 and shift decimal point by powers of 10.

Both numbers are close to 100 (e.g., 94 * 97 or 103 * 108)

94 × 97
= (100 − 6) × (100 − 3)

Deploy base-100 deficit/surplus multiplication.

Two factors are spaced eveely around a round number (e.g, 29 * 31)

29 × 31
$= 30^2 - 1^2$
= 900 − 1 = 899

Use difference of squares: average squared minus offset squared.

One factor is an awkward percentage (e.g. 16% of 25)

16% of 25
↓
25% of 16

Apply percentage reversibility: swap values to compute 25% of 16.

Self-Assessment and Speed Mastery Tracking Log

Use this structured record to log speed drill sessions, track calculation latency, and document heuristics requiring additional review.

- Record date, focus shortcuts, problem count, and accuracy rate.
- Target under 5 seconds per calculation on standard operations.

Mastery Standard

Achieve 95%+ accuracy on 20 random problems before graduating to the next shortcut cluster.

Session Date and Focus Shortcut Numbers (e.g., 01-10)	
Problems Attempted vs. Correct Calculations	
Average Latency Per Problem (Seconds)	
Common Stumble Points or Miscaclulations Identified	
Action Items and Target Strategies for Next Practice Session	

Mental Calculation Shortcuts: Multiplying by 50

Heuristic 17: Halving and Century Extension

Multiplying any whole number by 50 can be performed instantly without standard column multiplication. Because 50 equals 100 divided by 2, you can replace a double-digit multiplication operation with an immediate two-step sequence: divide the target number by 2, and then multiply the resulting quotient by 100.

- **Even Integers:** Divide cleanly by 2, then append two zeros (e.g., 64 / 2 = 32 -> 3,200).
- **Odd Integers:** Divide by 2 to yield a half-integer, then scale by 100 which results in a terminal 50 (e.g., 47 / 2 = 23.5 -> 2,350).
- **Mathematical Basis:** a x 50 = a x (100 / 2) = (a / 2) x 100.

Mental Execution Rule

Always split the division and scaling operations in your working memory: halving reduces multi-digit stress, while century scaling simply shifts place values two positions to the left.

1. **Step 1: Inspect Parity and Halve**
   Identify whether the given multiplicand is even or odd. Halve the number directly. If even, you obtain a whole integer. If odd, note the terminal .5.
2. **Step 2: Scale by Century Factor**
   Multiply your quotient by 100. For whole integers, append '00'. For fractional quotients ending in .5, replace the decimal and shift to append '50'.

Multiplication by 50

Is the number being multiplied by 50 even or odd?

Even Integer (e.g., 64, 88, 126)

Divide by 2 to get a whole integer and append '00' to complete the product (e.g., 64 / 2 = 32 -> 3,200).

Odd Integer (e.g., 47, 85, 133)

Subtract 1 to halve the even base, then attach '50' as the terminal digits (e.g. 47 -> 46 / 2 = 23 -> 2,350).

Worked Examples & Field Application

Study these concrete operational walkthroughs to build speed and cognitive retention during everyday commercial and academic calculations.

- **Worked Example A (Even):** Compute **64 x 50**. First halve 64 to obtain 32. Multiply 32 by 100 to yield **3,200**.
- **Worked Example B (Odd):** Compute **73 x 50**. Halve 73 to reach 36.5. Multiply 36.5 by 100 to yield **3,650**.
- **Real-World Venue Application:** Estimating mid-tier event admission revenue for group blocks of 50 attendees at $48 per ticket gives (48 / 2) x 100 = **$2,400** total revenue instantly.

Common Mental Slip

Avoid standard vertical multiplication setup. Attempting column-by-column carries for zero and five wastes valuable processing time and increases clerical addition errors.

Practitioner Speed Drill Worksheet

Apply the halving and century extension shortcut to the problems below. Compute the quotient mentally before recording your final answer.

- Verify each answer using the parity rule.
- Record your completion time to benchmark fluency improvement.

Problem	Work Space (show your mental steps and final answer)	
Problem 1: 36 x 50 (Mental Halving: 36 / 2 = ___ -> Product: ___)	_____	☐
Problem 2: 58 x 50 (Mental Halving: 58 / 2 = ___ -> Product: ___)	_____	☐
Problem 3: 85 x 50 (Mental Halving: 85 / 2 = ___ -> Product: ___)	_____	☐
Problem 4: 124 x 50 (Mental Halving: 124 / 2 = ___ -> Product: ___)	_____	☐
Problem 5: 97 x 50 (Mental Halving: 97 / 2 = ___ -> Product: ___)	_____	☐
Problem 6: Event Revenue Check: 52 attendees at $50 each = $___	_____	☐
	_____	☐

Squaring Numbers Near 50

via Deviation Offset

Heuristic Overview: Deviation Offset Method

Squaring two-digit numbers close to 50 can be computed mentally in seconds by determining the algebraic deviation from the base value 50. Mathematically, any number can be written as $(50 + d)$. Expanding the square yields $(50 + d)^2 = 2500 + 100d + d^2 = 100(25 + d) + d^2$. This demonstrates that the first two digits are always given by $(25 + d)$ and the final two digits are given by d^2.

$$(50 + d)^2 = 100(25 + d) + d^2$$

- Hundreds prefix: $25 + d$
- Last two digits: d^2

- Identify the deviation d where $d = N - 50$ (note: d is positive if $N > 50$, negative if $N < 50$).
- Calculate the base component: $25 + d$. This represents the hundreds place value.
- Calculate the tail component: d^2. This represents the final two digits (pad with a leading zero if $d^2 < 10$).
- Concatenate the two results: $(25 + d)$ followed immediately by the two-digit d^2.

Step 1: Compute Deviation d
Subtract 50 from the target number N: $d = N - 50$.

Step 2: Add Deviation to 25
Calculate the prefix: $25 + d$. This occupies the thousands and hundreds places.

Step 3: Square the Deviation
Calculate the suffix: d^2. Ensure it is written as a strict two-digit number (e.g., 3^2 becomes 09).

Step 4: Combine the Two Halves
Join the prefix and suffix together to form the complete 4-digit square.

Zero-Padding Rule

When d^2 is a single-digit integer (such as 1, 4, or 9 for deviations ±1, ±2, or ±3), always write it with a leading zero: 01, 04, or 09. If this leading zero is omitted, the place values shift and create an erroneous calculation.

Worked Examples & Step-by-Step Breakdown

The deviation offset technique functions uniformly whether the target number is above 50 or below 50, as long as negative numbers are handled systematically during addition and squaring.

- **Example A (Above 50):** Calculate 54^2.
  Here $d = +4$. Prefix $= 25 + 4 = 29$.
  Suffix $= 4^2 = 16$.
  Combined value = 2,916.
- **Example B (Below 50):** Calculate 47^2.
  Here $d = -3$. Prefix $= 25 + (-3) = 22$.
  Suffix $= (-3)^2 = 09$.
  Combined value = 2,209.
- **Example C (Two-digit square $d \times 10$):** Calculate 62^2.
  Here $d = +12$. Base prefix $= 25 + 12 = 37$.
  Suffix $= 12^2 = 144$.
  Add the carried hundreds: $37 + = 38$, leaving 44.
  Result = 3,844.

Mental Check Strategy

For quick verification, compare with the benchmark $50^2 = 2,500$. Numbers greater than 50 must yield results above 2,500, while numbers below 50 must yield results below 2,500.

Is the number being squared above or below 50?

- **Number N > 50 (Positive deviation d)**
  Add d to 25 for the hundreds prefix, then append the two digits of d^2.
- **Number N < 50 (Negative deviation d)**
  Subtract |d| from 25 for the hundreds prefix, then append the two digits of d^2.

Everyday Practice & Real-World Application

Everyday estimation problems often require fast area and square calculations. For example, during home remodeling, calculating the floor area of a square master bedroom measuring 54 feet by 54 feet normally requires a calculator or pencil computation. With the deviation method: $d = +4$, prefix is $25 + 4 = 29$, tail is 16, instantly yielding 2,916 square feet for estimating hardwood flooring and underlayment costs.

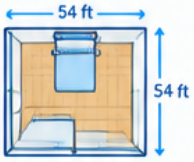

Area = 2,916 sq ft

- Estimating tile or flooring coverage for square room plans (e.g., 48 ft x 48 ft = 2,304 sq ft).
- Calculating square garden plots and landscaping gravel requirements.
- Speed arithmetic verification in classroom exams without relying on mechanical calculators.

Practice Exercises

Practice 1: Solve 52^2 (Show d, 25+d, and d^2)

Practice 2: Solve 46^2 (Show d, 25-d, and d^2)

Practice 3: Real-World Floor Plan Area for 53 ft x 53 ft Room

50 Mental Math Shortcuts & Rapid Calculation Heuristics

Guide Overview: Mastering Rapid Calculation

This reference handbook provides 50 field-tested mental math heuristics spanning whole-number multiplication, division, fraction estimation, percentages, powers, and rapid verification checks. Designed for students, parents, and tutors, each rule reduces multi-step pen-and-paper scratchwork into immediate linear operations.



- Structured in six modular domains: Multiplication Foundations, Advanced Products & Squaring, Rapid Division & Reciprocals, Fractions & Decimals, Percentages & Financial Estimation, and Verification Systems.
- Every heuristic pairs a formal algebraic identity with a worked numerical example and an authentic day-to-day application context.
- Ideal for standardized testing, grocery estimations, bill splitting, science lab conversions, and tutoring diagnostic sessions.

Pedagogical Note for Facilitators

Encourage learners to master one cluster per week. Emphasize verbalizing intermediate sub-totals aloud to expand working memory capacity before writing answers down.

Multiplication Heuristics: Shortcuts 01 to 20

Part 1: Multiplication Foundations (Shortcuts 01–10)

Fundamental shrotcuts leveraging base-10 shifts, complementary factors, and distributor principles for rapid single- and double-digit calculations.

01 Matching Tens with Units Summing to 10

Multiply tens digit n by (n + 1), append product of units digits (as tmo digits,
Example: 43 x 47 → 4 x 5 = 20, 3 x 7 = 21 → 2,021.
Real-world: Standardized testing grid tallies and inventory block counts.



02 Multiplying by 11 (Two Digits)

Sum the two digits and place between them; carry over 1 to tens if sum ×= 10.
Example: 35 x 11 → 3 (3+8), 5 → 385.
Real-world: Calculating 10% tip plas base total in dining expenses.

```
  3 5
+ 1 1
-----
  3 8 5
```

03 Multiplying by 5

Halve the number and multiply by 10 (or append 0).
Example: 64 x 5 → 32 x 10 = 320.
Real-world: Converting hourly wages across standard 5-day workweeks.

64 ÷ 2 = 32 → x 10 → x 20 = 320

04 Multiplying by 25

Divide the number by 4 and multiply by 100.
Example: 48 x 25 → (48 / 4) x 100 = 1,200.
Real-world: Coin value tallying for quarter rolls and financial audits.



x 100 → 1,200

05 Multiplying by 50

Divide by 2 and multiply by 100.
Example: 76 x 50 → (76 / 2) x 100 = 3,800.
Real-world: Estimating bi-weekly salary schedules across annual periods.

76 ÷ 2 = 38 → x 100 → x 100 = 3,800

06 Multiplying by 9 (Single/Double Digits)

Multiply by 10 and subtract original number.
Example: 37 x 9 → 370 - 37 = 333.
Real-world: Discount pricing during 10%-off retail sales events.

```
37 x 10 = 370
    - 37
-------
   333
```

07 Multiplying by 15

Add half of the number to itself, then append sero.
Example: 42 x 15 → (42 + 21) x 10 = 630.
Real-world: Computing standard 15% service tips at restaumnts.

42 ÷ 21 = 63 → x 10 → x 10 = 630

08 Multiplying by 12

Multiply by 10, then add twice the original number.
Example: 24 x 12 → 240 + 48 = 288.
Real-world: Dozen-pack retail packaging and monthly recurring budgets.

```
24 x 10 = 240
    + 48
-------
   288
```

08 Multiplying by 99

Multiply by 100 and subtract the original mumber.
Example: 56 x 99 → 5,600 - 56 = 5,544.
Real-world: Bulk pricing calculation for items tagged at $0.99 or $99.

```
56 x 100 = 5,600
      - 56
---------
   $5,544
```

10 Halving and Doubling

Halve one factor while doubling the second to simplly.
Example: 18 x 35 → 9 x 70 = 630.
Real-world: Calculating square footage and perimeter dimensions in construction.

18 ÷ 2 = 9 → 35 × 2 = 70 → 630

Shortcuts 01–10

Part 2: Advanced Products & Squaring Heuristics (Shortcuts 11–20)

Algebraic shrotcuts based on binomial expansions ((a+b)², (a-b)², and difference of squares) for complex mental operations.

11 Squaring Any Two-Digit Number Ending in 5

Multiply tens digit n by (n + 1) and append 25.
Example: 65² → 6 x 7 = 42, append 25 → 4,225.
Real-world: Geometric surface area calculations for square plots.

65²
6 x 7 = 42
→ 4,225

12 Squaring Numbers Near 50

For (50 + d), compate (25 + d) as leading digits and d² as trailing digits.
Example: 54² → 25 + 4 = 29, 4² = 16 → 2,916.
Real-world: Engineering variance estimates around nominal 50 mm limits.

54²
25 + 4 = 29
4² = 16
→ 2,916

13 Squaring Numbers in the 40s

For (50 - d), compute (25 - d) as leading digits and d² as trailing digits.
Example: 47² → 25 - 3 = 22, 3² = 09 → 2,209.
Real-world: Physics kinetic energy estimates with velocity near 50 m/s.

47²
25 - 3 = 22
3² = 09
→ 2,209

14 Difference of Squares for Near Products

Multiply (m - d)(m + d) = m² - d².
Example: 38 x 42 → 40² - 2² = 1,600 - 4 = 1,596.
Real-world: Revenue estimation when unit quantities balance price shifts.

(40 - 2)(40 + 2)
= 40² - 2²
= 1,596

15 Multiplying Numbers Just Above 100

For (100 + a)(100 + b), calculate (100 + a + b) and append a x b.
Example: 106 x 108 → (100+6+8=114), 6x8=48 → 11,448.
Real-world: Compound interest approximations over short horizons.

106 x 108
(100 + 6 + 8 = 114)
6 x 8 = 48
→ 11,448

16 Multiplying Numbers Just Below 100

For (100 - a)(100 - b), calculate (100 - a - b) and append a x b.
Example: 96 x 97 → (100-4=93), 4x3=12 → 9,312.
Real-world: Margin shrinkage assessments during whlotsale orders.

96 x 97
(100 - 4 - 3 = 93)
4 x 3 = 12
→ 9,312

17 Multiplying Base-Near Numbers Spanning 100

For (100 + a)(100 - b), calculate (100 + a - b) x 100 - (a x b).
Example: 104 x 97 → (101 x 100) - (4 x 3) = 10,100 - 12 = 10,088.
Real-world: Quality control tolerance bounds tracking.

(100 + 4)(100 - 3)
= 101 × 100 - 4 + 3
= 10,088

18 Squaring Any Two-Digit Number

Use a² + 2ab + b².
Example: 32² → 30² + 2(30x2) + 2² = 900 + 120 + 4 = 1,024.
Real-world: Standard deviation variance formulas in introductory statistics.

32²
= 30² + 2(30x2) + 2²
= 900 + 120 + 4
= 1,022

19 Cross-Multiplication for 2x2 Digits

(10a+b)(10c+d) = 100ac + 10(ad+bc) + bd.
Example: 23 x 41 → 20x40=800, (2x1+3x4)x10=140, 3x1 => 943.
Real-world: Quick invoice tallying without a pocket calculator.

23 x 41
= 800 + 140 + 3
= 943

20 Multiplying Consecutive Integers

n(n + 1) = n² + n.
Example: 24 x 25 → 24² + 24 = 576 + 24 = 600.
Real-world: Triangular number sums in combinatorics and game scoring.

24 x 25
= 576 + 24
= 600

Shortcuts 11–20

Division & Reciprocals

Division, Fractions & Estimation: Shortcuts 21 to 40

Part 3: Rapid Division & Reciprocals (Shortcuts 21–30)

Heuristics to rapidly compute divisions, decimal conversions, and divisibility without performing traditional long division.

21. Dividing by 5

Double the dividend and shift the decimal point one place left.

Example:
235 / 5 → 470 → 47.0

235 x 2 = 470 → 47.0

Real-world:
Splitting restaurant appetizer costs across five dinner guests.

22. Dividing by 25

Multiply the dividend by 4 and shift decimal point two places left.

Example:
620 / 25 → 2,480 → 24.8

620 x 4 = 2,480 → 24.8

Real-world:
Converting quarter amounts into dollar fractions.

23. Dividing by 50

Multiply the dividend by 2 and shift decimal point two places left.

Example:
1,450 / 50 → 2,900 → 29.0

1,450 x 2 = 2,900 → 29.0

Real-world:
Converting production run counts into 50-unit shipping crates.

24. Divisibility Rule for 3

Sum all digits; if sum is divisible by 3, the number is.

Example:
4,736 → 4+7+1+3 = 15 (divisible by 3) → Yes

4 7 1 3 = 15

Real-world:
Distributing classroom craft supplies evenly across 3 student teams.

25. Divisibility Rule for 4

Inspect the last two digits; if divisible by 4, the number is.

Example:
5,936 → 36 / 4 = 9 Divisible

5,936 36 ÷ 4 = 9

Real-world:
Scheduling quarterly corporate milestone deliverables.

26. Divisibility Rule for 7

Double last digit and subtract from remaining digits; repeat.

Example:
343 → 34 - (2x3) = 28 (divisible by 7) → Divisible

34 − (2 × 3) = 28

Real-world:
Determining exact day-of-week calendar recurrences.

27. Divisibility Rule for 8

Inspect the last three digits; if divisible by 8, the entire number is.

Example:
7,128 → 128 / 8 = 16 Divisible

7,128 128 ÷ 8 = 16

Real-world:
Byte data packet allocations in digital media storage.

28. Divisibility Rule for 11

Alternating sum of digits must equal 0 or a multiple of 11.

Example:
2,816 → (2+1) - (8+6) = 3 - 14 = -11 → Divisible

2 − 8 + 1 − 6 = −11

Real-world:
Validating ISBN and barcode check-digit numbers.

29. Estimating Division by 9

Quotients of single digit d over 9 repeat as 0.dddd...

Example:
7 / 9 = 0.777...

7 ÷ 9 = 0.777...

Real-world:
Calculating rolling statistical win percentages in tournament leagues.

30. Dividing by Fractions

Multiply dividend by the inverted fraction reciporal.

Example:
18 / (1/4) → 18 x (12/1) = 24

$18 \times \frac{4}{3} = 24$

Real-world:
Calculating portion sizes from bulk food prep recipes.

Fractions & Metric Conversions

Division, Fractions & Estimation: Shortcuts 21 to 40

Part 4: Fractions, Decimals & Additive Estimation (Shortcuts 31–40)

Tactics for comparing, adding, and converting rational numbers mentally without lengthy common denominator calculations.

31. Butterfly Addition for Unit Fractions

$1/a + 1/b = (a + b)/(ab)$

Example:
$1/4 + 1/5 = \frac{4+5}{4\times5} = 9/20$

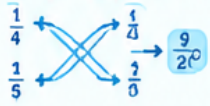

Real-world:
Combining shared fractional work shift completion times.

32. Cross-Multiplying Fraction Comparison

Compare a/b and c/d by evaluating ad verses bc.

Example:
4/7 vs 5/9 → 4x9=36, 7x5=35 → 4/7 is greater.

4/9 > 5/9

Real-world:
Comparing unit prices on competing retail cereal packages.

33. Fractional Decimals for Eighths

1/8 = 0.125, 3/8 = 0.375, 5/8 = 0.625, 7/8 = 0.875.

Example:
5/8 → 0.625



5/8 = 0.625

Real-world:
Fabricating measurements on standard American wrench socket sets.

34. Rapid Subtraction from 1,000 ("All from 9, Last from 10")

Subtract each digit from 9, last digit from 10.

Example:
1,000 - 643 → (9-6)=3, (9-4)=5, (10-3)=7 → 357

1 0 0 − 6 4 3 → 3 5 7

Real-world:
Calculating cashier change from round bills.

35. Left-to-Right Addition

Add hundreds first, then tens, then units to avoid carry errors.

Example:
456 + 328 → 700 + 70 + 14 = 784

456 + 328 → 700 + 70 + 14 = 784

Real-world:
Rapid mental total check before reaching grocery checkout.

36. Compensation Addition

Round one addend to nearest ten, then subtract the ofset.

Example:
347 + 98 → 347 + 100 - 2 = 445

347 + 98 → 347 + 100 - 2 = 445

Real-world:
Tallying retail utility payments with fixed surcharge fees.

37. Adding Consecutive Number Sequences (Gauss Heuristics)

Sum = n(first + last)/2.

Example:
1 through 20 → 20 x 21 / 2 = 210

$\frac{20 \times (1 + 20)}{2} \rightarrow 210$

Real-world:
Tracking progressive daily fitness repetition programs.

38. Estimating Square Roots of Non-Squares

$\sqrt{N} = \sqrt{A} + \frac{(N - A)}{2} (2 \times \sqrt{A})$.

Example:
$\sqrt{27} = 5 + (27-25)/(2x5) = 5.2$

$\sqrt{27} = 5 + \frac{2}{10} \rightarrow 5.2$

Real-world:
Approximating hypotenuse cable lengths in carpentry.

39. Rapid Metric-to-Imperial Linear Estimate

Multiply kilometers by 0.6 to get miles.

Example:
45 km → 45 x 0.6 = 27 miles

45 km × 0.6 → 27 → 27 miles

Real-world:
Reading highway distance signs during international road trips.

40. Converting Celsius to Fahrenheit

Double Celsius, subtract 10%, and add 32.

Example:
20 C → 40 - 4 + 32 = 68 F

20°C → 40 → 68°F

Real-world:
Weather forecast interpretation during overseas travel.

Financial Math, Verification & Diagnostic Practice Log

Part 5: Percentages, Interest & Verification Heuristics (Shortcuts 41–50)

Essential heuristics for consumer math, finance, and sanity-checking calculation results to eliminate common exam mistakes.

41 Percentage Reversibility

x% of y equals y% of x.

Example: 16% of 75 -> 75% of 16 = (3/4) x 16 = 12.

Real-world: Rapid commission calculations on wholesale purchase orders.

16% of 75 ⇄ 75% of 16

42 Finding 15% Tip via 10% + 5%

Take 10% of total, halve it to get 5%, then add them together.

Example: $64.00 bill -> $6.40 + $3.20 = $9.60.

Real-world: Fast, gratuity math without phone apps.

10% + 5% = 15%

43 Finding 20% by Doubling 10%

Move decimal point one space left, then multiply by 2.

Example: $85.00 -> $8.50 x 2 = $17.00.

Real-world: Competing premium service tips and standard retail markkowns.

10% → x 2 → 20%

44 Finding 1% Baseline

Slide decimal point two places left, then scale upp.

Example: 7% sales tax on $240 -> 1% = $2.40 -> $2.40 x 7 = $16.80.

Real-world: Estimating sales tax on high-ticket appliance purchases.

1% = $2.40 → x 7 → $16.80

45 Rule of 72 for Compound Doubling

Divide 72 by interest rate to find years to double.

Example: 6% interest -> 72 / 6 = 12 years.

Real-world: Long-term retirement portfollo projections.

72 ÷ 6 = 12 years

46 Compound Markup Shortcut

Successive markups of a% and b% yelld total (a + b + ab/100)%.

Example: 10% then 20% -> 10 + 20 + 2 = 32%.

Real-world: Calculating cumulative customs duties and retail markups.

10% + 20% = 32%

47 Casting Out Nines for Verification

Replace numbers with digit sums mod 9, check if operation holds.

Example: 24 x 13 = 312 -> (6 x 4 = 24 = 6) vs (3+1+2=6) -> Matches.

Real-world: Audit verification for written multi-digit scatchwork.

6 x 4 = 24 = 6 — 3+1+2 = 6

48 Casting Out Elevens

Altrenating digit sums perserved across addition and multiplication.

Example: Check multi-colmnn balance sheets for transposition errors.

Real-world: Accounting ledger reconcillations.

1 3 5 7

(1−3+5−7=−4)

49 Order-of-Magnitude Bounds Check

Round factors to single-digit pomers of 10 to estabish bracket limits.

Example: 49 x 812 -> 50 x 800 = 40,000 (actaul: 39,788).

Real-world: Catching misplaced decimal points in medical dosing or budget bids.

50 x 800 = 40,000

50 Last-Digit Parity Check

Check if product of unit digits matches unit digit of final answer.

Example: 73 x 29 must end in 7 (3 x 9 = 27).

Real-world: Rapid multiple-cheice elimination on standardized SAT/ACT math tests.

3 x 9 = 27 → ... 7

Common Mistake Warning

Never rely solely on last-digit parity: an arithmetic transposition error (e.g., writing 357 instead of 375) will pass parity checks. **Always combine parity with Order-of-Magnitude Bounds (Shortcut 49).**

Mental Math Practice Diagnostic & Heuristic Log

Log your practice sessions below. Record the shortcut number utilized, the test problem evaluated, your mental calculation completion time, and verification status.

- Select three shortcuts each day and drill with 10 random variations.
- Target under 5 seconds for single-operation heuristics (e.g., Shortcuts 01–10 and 21–25).
- Verify all mental solutions immediately using Shortcut 47 or 50.

1 Select Heuristic Category

Identify whether the target problem is best solved by factoring (e.g., halking/doubling) algebraic identity, or base-10 shifting.

2 Execute Left-to-Right Sub-totals

Compute higher-place values first in mental working memory, verbalizing intermediate sums before calculating unit digits.

3 Sanity Check via Parity

Inspect the final unit digit against the unit digit product of the factors to immediately spot transposition errors.

Practice Date & Focus Shortcut Numbers (e.g., #01, #15, #41):

Sample Problem 1 & Recorded Mental Solution:

Sample Problem 2 & Recorded Mental Solution:

Observed Bottlenecks or Missteps During Mental Processing:

Which shortcut family should you deploy for the arithmetic problem at hand?

1. **Factors end in 5, 9, 11, or 25**
   Use Part 1 Base Shifts (Shortcuts 02-09) to convert facters into powers of 10 and clean divisors.
2. **Both factors cluster around 50 or 100**
   Use Part 2 Binomial Identities (Shortcuts 12-17) evaloating deviation products.
3. **Problem involves discounts, tips, or fractional rates**
   Use Part 5 Percentages (Shortcuts 41-44) by reversing factors or decomposing into 10% and 1% base components.

50 MENTAL MATH SHORTCUTS

The Practitioner's Speed Arithmetic Guide for Students, Parents, and Tutors.

- Core arithmetic, estimation, percentages, and algebraic shortcuts
- Step-by-step mental pathways with concrete worked examples
- Everyday financial, budgeting, and practical measurement contexts

Practice Mindset

Internalize these arithmetic patterns through consistent daily retrieval until calculation steps shift from conscious pen-and-paper scratchwork into rapid intuition.

Part 1: Foundational Addition and Subtraction Heuristics

Part 1: Foundational Addition and Subtraction Heuristics (Tricks 1–10)

Mastering non-linear addition and subtraction allows immediate computation of totals, retail transactions, and time increments without traditional vertical carrying.

1 Left-to-Right Addition

- **Example:** 67 + 28 = (60 + 20) + (7 + 8) = 80 + 15 = 95.
- **Application:** Cashier checkout tallying.

67 + 28 ⟶ (60 + 20) + (7 + 8) = 80 + 15 = 95

2 Compensation Method

- **Example:** 46 + 39 = 46 + 40 - 1 = 86 - 1 = 85.
- **Application:** Point scoring and inventory count.

46 + 39 ⟶ 46 + 40 - 1 = 86 - 1 = 85

3 Subtraction by Adding Up

- **Example:** 100 - 64 = (64 to 70 = 6) + (70 to 100 = 30) = 36.
- **Application:** Giving cash change.



= 36

4 Subtraction from 1,000 Rule (All from 9, Last from 10)

- **Example:** 1,000 - 437 = (9-4)(9-3)(10-7) = 563.
- **Application:** Bank account deductions.

1,000 - 437 ⟶ (9-4)(9-3)(10-7) = 563

5 Friendly Number Clustering

- **Example:** 17 + 38 + 23 + 12 = (17 + 23) + (38 + 12) = 40 + 50 = 90.
- **Application:** Expense receipt summation.

17 + 38 + 23 + 12 ⟶ (17 + 23) + (38 + 12) = 40 + 50 = 90

6 Balance Subtraction Shift

- **Example:** 73 - 38 = (73 + 2) - (38 + 2) = 75 - 40 = 35.
- **Application:** Metric distance calculation.

73 - 38 ⟶ (73 + 2) - (38 + 2) = 75 - 40 = 35

7 Adding Consecutive Integers

- **Example:** Sum of 1 through 10 = (1 + 10) * 10 / 2 = 11 * 5 = 55.
- **Application:** Tournament bracket points.



(1 + 10) * 10 / 2 = 55

8 Doubling and Splitting for Addition

- **Example:** 34 + 36 = 35 * 2 = 70.
- **Application:** Paired time tracking.



9 Breaking Tens and Overhanging Fractions

- **Example:** 4.8 + 7.5 = (4 + 7) + (0.8 + 0.5) = 11 + 1.3 = 12.3.
- **Application:** Recipe scaling in baking.

4.8 + 7.5 ⟶ (4 + 7) + (0.8 + 0.5) = 11 + 1.3 = 12.3

10 Difference of Close Digits

- **Example:** 53 - 48 = (+3) - (-2) = 3 + 2 = 5.
- **Application:** Body weight fluctuation tracking.

53 - 48 ⟶ (+3) - (-2) = 3 + 2 = 5

Subtraction Accuracy Tip

When using 'All from 9 and Last from 10', verify trailing zeroes: for 1,000 - 430, treat 43 as the substantive terminal number giving 570.

Part 2: Core Multiplication Shortcuts

Part 2: Core Multiplication Shortcuts (Tricks 11–20)

Multiplication heuristics restructure bulky multi-digit operations into fast single-digit adjustments and modular factors.

11. Doubling and Halving

- Halve one factor while doubling the other when multiplying with an even number.
- Example: 18 * 35 = 9 * 70 = 630.
- **Application:** Bulk wholesale item purchase.

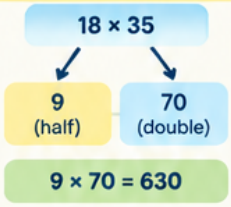

12. Multiplying by 5 (Half times Ten)

- Multiply the number by 10 and divide by 2.
- Example: 68 * 5 = (68 * 10) / 2 = 680 / 2 = 340.
- **Application:** Hourly wage estimation.

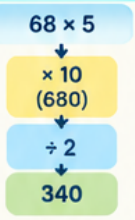

13. Multiplying by 9 (Times 10 Minus Original)

- Multiply by 10 and subtract the base value.
- Example: 43 * 9 = 430 - 43 = 387.
- **Application:** Ordering 9-packs of office stationery.



14. Multiplying by 11 (Split and Insert Sum)

- For two-digit numbers, insert the sum of the digits between them.
- Example: 35 * 11 -> 3 _ (3+5) _ 5 = 385.
- Application: Team member quota assessment.

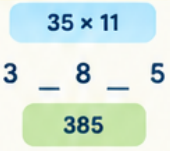

> **Digit Carry in Trick 14**
> When using the 11 shortout where the sum exceeds 9, carry the 1 into the hundreds place: 78 * 11 -> 7 _ (7+8) _ 8 -> (7+1)_5_8 = 858.

15. Multiplying by 15 (Add Half to Itself and Multiply by 10)

- Add half of the value to itself, then scale by 10.
- Example: 44 * 15 = (44 + 22) * 10 = 660.
- **Application:** Overtime shift pay calculations.

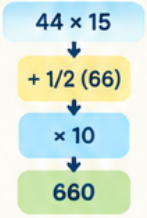

16. Multiplying Two-Digit Numbers by 25 (Divide by 4 times 100)

- Divide the factor by 4, then multiply by 100.
- Example: 36 * 25 = (36 / 4) * 100 = 9 * 100 = 900.
- **Application:** Counting quarter coins or 25-cent tokens.

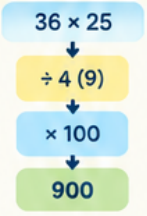

17. Multiplying by 99 (Times 100 Minus Original)

- Multiply by 100 and subtract the original number.
- Example: 27 * 99 = 2,700 - 27 = 2,673.
- **Application:** Discount catalog pricing.



18. Squaring Numbers Ending in 5

- Multiply the leading tens digit by (tens + 1) and append 25.
- Example: 65 squared = (6 * 7) followed by 25 = 4,225.
- **Application:** Floor tile area measurement.

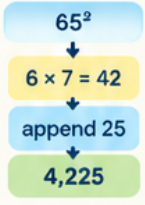

19. Multiplying Numbers Close to 100

- Base-100 cross-multiplication: (100 + a)(100 + b) = 100 + a + b followed by (a * b).
- Example: 104 * 107 = (100 + 4 + 7) and (4 * 7) = 111 and 28 -> 11,128.
- **Application:** Real estate parcel appraisal.

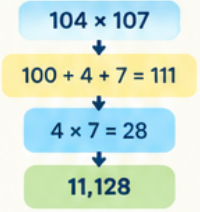

20. Product of Consecutive Even or Odd Numbers (Difference of Squares)

- Multiply the intermediate number squared minus 1.
- Example: 19 * 21 = (20 squared) - 1 = 400 - 1 = 399.
- **Application:** Construction grid estimates.

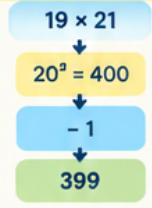

Digit Carry in Trick 14

When using the 11 shortcut where the sum exceeds 9, carry the 1 into the hundreds place: 78 * 11 -> 7 _ (7+8) _ 8 -> (7+1)_5_8 = 858.

Part 3: Division and Fraction Heuristics

Part 3: Division and Fraction Heuristics (Tricks 21–30)

Streamline mental division and fractional operations by converting dividors into decimal fractions or factoring common ratios.

Fraction Scaling Precondition

Only apply the unit numerator addition shortoct when both numerators are exactly 1, otherwise, use standard cross-multiplication: (ad + bc)/bd.

21 Dividing by 5 (Double and Shift Decimal)

Double the dividend and divide by 10.

Example:
240 / 5 = 480 / 10 = 48

Application:
Splitting group cafe bills among 5 diners.



22 Dividing by 25 (Multiply by 4 and Divide by 100)

Multiply by 4, then move the decimal point two places left.

Example:
350 / 25 = (350 * 4) / 100 = 1,400 / 100 = 14

Application:
Packaging products into crates of 25.



23 Dividing by 50 (Double and Divide by 100)

Multiply by 2 and move decimal two positions left.

Example:
850 / 50 = 1,700 / 100 = 17

Application:
Estimating cost units in wholesale.



24 Cross-Multiplication for Fraction Comparsion (Butterfly Method)

Compare a/b and c/d by comparing (a * d) against (b * c).

Example:
Compare 5/8 and 7/11 -> (5 * 11 = 55) vs (8 * 7 = 56). Since 56 > 55, 7/11 is larger.

Application:
Price-per-unit retail checks.

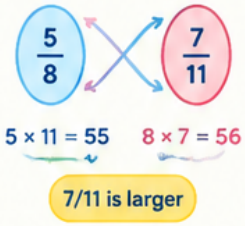

25 Adding Fractions with Unit Numerators

Sum 1/a + 1/b as (a + b) / (a * b).

Example:
1/3 + 1/4 = (3 + 4) / (3 * 4) = 7/12

Application:
Combining fractional workshop task durations.

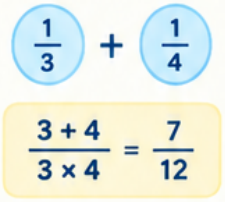

26 Fraction to Decimal Conversion via Denominator 20/50

Multiply numerator and denominator by 5 or 2 to create a base of 100.

Example:
13/20 = 65/100 = 0.65

Application:
Athletic win rate percentages.

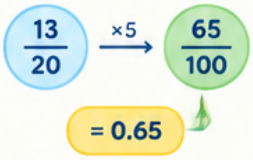

27 Division by 4 via Sequential Halving

Halve the number twice.

Example:
328 / 4 = 164 / 2 = 82

Application:
Splitting quarterly utility charges.

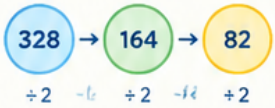

28 Division by 8 via Triple Halving

Halve the dividend three successive times.

Example:
496 / 8 = 248 / 2 = 124 / 2 = 62

Application:
Material cutting in carpentry.

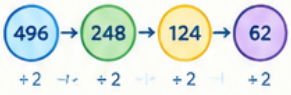

29 Simplifying Heavy Decimal Divisions

Scale numerator and denominator by powers of 10 to eliminate decimals.

Example:
4.8 / 0.12 = 480 / 12 = 40

Application:
Fuel consumption per liter calculations.

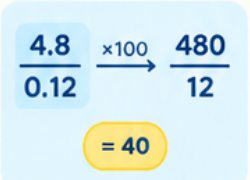

30 Divisibility by 3 and 9 Digit Sum Rule

Sum all digits; if the sum is divisible by 3 (or 9), the original number is divisible.

Example:
1,458 -> 1+4+5-8 = 18 (divisible by 9).

Application:
Verifying accounting balances for transcription errors.

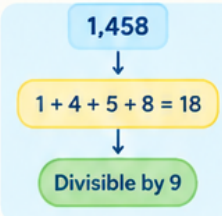

Part 4: Percentages and Practical Finance Shortcuts

Part 4: Percentages and Practical Finance Shortcuts (Tricks 31–40)

Calculate tips, sales discounts, taxes, and compound investment growth in seconds using decimal decomposition.

31 Percentage Reversibility (x% of y = y% of x). Swap values to make calculation effortless. Example: 16% of 50 = 50% of 16 = 8. Application: Fast retail sales tax estimation.

32 **Rule of 72 for Compound Growth** Doubling Time. Divide 72 by the annual interest rate percentage to find the exact years needed for principal to double. Example: At 6% per annum, 72 / 6 = 12 years. Application: Appraising retirement portfolio milestones and personal savings trajectiory timelimes.

33 Rule of 115 for Investment Tripling Time. Divide 115 by the annual interest rate to find years required to triple your capital. Example: At 5% growth, 115 / 5 = 23 years. Application: Long-term college fund estimation.

34 The 10% and 1% Benchmark Anchor. Find 10% by shifting the decimal 1 place left, find 1% by shifting 2 places left. Example: 15% of $84 = 10% ($8.40) + 5% ($4.20) = $12.60. Application: Restaurant tipping and gratuity.

35 Sales Tax Shortcut via Decimals. Multiply the pre-tax bill by 1 plus the tax rate. Example: 8% tax on $45 = 45 * 1.08 = 45 + 3.60 = $48.60. Application: Point-of-sale register checkout check.

36 Consecutive Percentage Reductions. Apply sequential discounts multiplicatively tather than additively. Example: 20% off then 10% off: 0.80 * 0.90 = 0.72 (28% total discount, not 30%). Application: Department store clearance events.

37 **Markup from Margin Estimation.** A 20% margin requires a 25% markup on cost: Markup = Margin / (1 – Margin). Example: 0.20 / 0.80 = 25%. Application: Small business inventory pricing.

38 Rule of 70 for Inflation Halving. Divide 70 by the annual inflation rate to find years until purchasing power is halved. Example: At 3.5% inflation, 70 / 3.5 = 20 years. Application: Retirement cash allocation safety planning.

39 **Quick Hourly-to-Annual Salary Conversion.** Multiply hourly rate by 2,000 (standard working hours per year). Example: $32/hour = 32 * 2,000 = $64,000/year. Application: Employment contract evaluations.

40 **Fast 5% Surcharge Estimation.** Take 10% of the total and divide in half. Example: 5% service fee on $220 = $22.00 / 2 = $11.00. Application: Venue booking fees.

31 Percentage Reversibility

x% of y = y% of x

Example: 16% of 50 = 50% of 16 = 8



Application: Fast retail sales tax estimation.

32 Rule of 72 for Compound Growth Doubling Time



Rule of 72 Exactness

The Rule of 72 delivers optimal accuracy for rates between 4% and 12%. For rates above 15%, use 74 or exact logarithmic formulas for precision modeling.

Example: At 6% per annum, 72 / 6 = 12 years.

Application: Appraising retirement portfolio milestones and personal savings trajectory timelines.

33 Rule of 115 for Investment Tripling Time



Example: At 5% growth, 115 / 5 = 23 years.

Application: Long-term college fund estimation.

34 The 10% and 1% Benchmark Anchor



10% = $8.40
1% = $0.84

Example: 15% of $84 = 10% ($8.40) + 5% ($4.20) = $12.60.

Application: Restaurant tipping and gratuity.

35 Sales Tax Shortcut via Decimals



Example: 45 * 1.08 = 45 + 3.60 = $48.60.

Application: Point-of-sale register checkout check.

36 Consecutive Percentage Reductions



Example: 0.80 * 0.90 = 0.72 (28% total discount, not 30%).

Application: Department store clearance events.

37 Markup from Margin Estimation



Example: 0.20 / 0.80 = 25%.

Application: Small business inventory pricing.

38 Rule of 70 for Inflation Halving

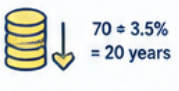

Example: At 3.5% inflation, 70 / 3.5 = 20 years.

Application: Retirement cash allocation safety planning.

39 Quick Hourly-to-Annual Salary Conversion



Example: $32/hour = 32 * 2,000 = $64,000/year.

Application: Employment contract evaluations.

40 Fast 5% Surcharge Estimation



Example: 5% service fee on $220 = $22.00 / 2 = $11.00.

Application: Venue booking fees.

Part 5: Advanced Heuristics and Practical Diagnostic Sheet

Part 5: Advanced Heuristics, Roots, and Metric Conversions (Tricks 41–50)

Rapid root estimations, Unit conversions, and algebraic approximations for daily STEM and trade applications.

41 **Shortcut 41: Square Root Estimation of Non-Perfect Squares.**
Use the formula: √x ≈ √(nearest perfect square a) + (x - a) / (2 * √a).
Exemple: √53 = √49 + (53 - 49) / (2 * 7) = 7 + 4/14 = 7.28.
Application: Construction diagonal cutting.

42 **Shortcut 42: Fahrenheit to Celsius Quick Approximation.**
Subtract 30 from Fahrenhuit and divide by 2.
Exemple: 68°F ≈ (68 - 30) / 2 = 19°C (exact is 20°C).
Application: Travel weather forecast checks.

43 **Shortcut 43: Celsius to Fahrenhoit Quick Approximation.**
Duoble the Celsius temperature and add 30.
Exemple: 25°C ≈ (25 * 2) + 30 = 80°F (exact is 77°F).
Application: Setting domestic thermostat values.

44 **Shortcut 44: Miles to Kilometers via Fibomaci Sequence.**
Find the mile value in the Fibonacci squeence; the next number is its kilcemeter equviahent. *Example:* 5 miles ≈ 8 km; 8 miles ≈ 13 km.
Application: Road trip distance pacing.

45 **Shortcut 45: Killograms to Pounds Mental Conversion.**
Dubble the kilogram valve and add 10% of that doubled result.
Exemple: 70 kg -> 140 + 14 = 154 lbs.
Application: Luggage weight and fitness tracking.

46 **Shortcut 46: Multiplying Three Consceutive Numbers Ending in Zero.**
Groug facters into tens and standard integer prodolt.
Exemple: 20 * 30 * 40 = (2 * 3 * 4) * 1,000 = 24,000.
Application: Volume estimation in packing boxes.

47 **Shortcut 47: Geometric Average Approximation.**
Approximate the square root of the product of two numbers near each other by taking their artihimetic mean. Example: √98 * 102 = (98 + 102|/2 = 100.
Application: Volatility index evaluation.

48 **Shortcut 48: Quick Sine Approximation (Angle in Radians).**
For small angles below 30° (0.5 rad), sin(θ) = ϑ in radians.
Exemple: sin(0.2 rad) ≈ 0.2. *Application:* Engineering gradient surveys.

49 **Shortcut 49: Speed of Sound Echo Distance (Seconds to Kikomters).**
Divide elapsed echo seconds by 3 to find kilometers, or by 5 to find miles.
Exemple: Lightning thunder heard after 6 seconds -> 6 / 3 = 2 km away.
Application: Storm safety tracking.

50 **Shortcut 50: Golden Ratio Quick Sizing (Multiply by 1.6).**
Scale dimensions using the 1.6 factor (approximate Phi) for harmonicus proportions.
Exemple: Width 50 cm -> Height = 50 * 1.6 = 80 cm.
Application: Graphic layout and canvas sizing.

Temperature Approximation Boundaries
The +/-30 approximation for Celsius and Fahrenhoit works accurately for everyday ambient temperatures (-10°C to 40°C), but diverges at extreme sub-zero or furnace levels.

Mental Shortcut Diagnostic & Personal Mastery Sheet

Select the appropriate computational strategy based on number structure, and log your mental response speed.

- Rule 1: If an operation involves a facter ending in 5 or 25, prioritize Doubling and Halving (Shortcut 11) or Quarters scaling (Shortcut 16).
- Rule 2: For rapid financial timelines, leverage the Rule of 72 (Shortcot 32) instead of full exponontial formulas.
- Rule 3: If estimating percentages, swap operands (Shortcut 31) whenever the base number is rounder than the percentage.

4-Step Mental Strategy

1. **Identify Value Anatomy**
Scan the problem for factors nèer cecades, numbers ending in 5, or reverstile percentages.

2. **Select Heuristic Pathway**
Select the heeritic minmizing pen scrachpad seeps, transforming twe-digit math into mental units.

3. **Execute Intermediate Anchor**
Hold the rounded sub-total in working memory while mentaly compoting the compensation offset.

4. **Final Recompostition**
Combine intermediate totals to produce the defintive numerical solution.

Practice Log

Target Shortcut Practiced (Name or Number)
Problem Solved Mentally (e.g., 72 / 6% or 45 x 15)
Observed Mental Computation Time (Seconds)
Accuracy Check & Reflection Notes

Mental Math Decision Tree

Which mental math branch should you deploy for an arbitrary calculation?

1. Problem features 5, 15, 25, or 50 as multipliers or divisors
→ Deploy base-10 factoring: Halve and Double, or multiply/divide by 100 with scale factors 4 or 2.

2. Problem asks for doubling time, inflation decay, or compound growth rates
→ Use the Rule of 72 (divide 72 by rate) or Rule of 70 for currency purchasing power loss.

3. Problem involves sales percentages with awkward percentages on clean integers
→ Reverse the operands using Shortcut 31 (x% of y = y% of x) to simplify computation.

Division by 25 Mind Map & Practical Calculation Tool

÷ 25 Heuristic

Division by 25 Core Principle: Quad-Multiplication Heuristic

Dividing any number by 25 mentally can be slow using traditional long division. Because 25 is exactly one-quarter of 100 (since 100 / 4 = 25, dividing by 25 is mathematically equivalent to multiplying the dividend by 4 and dividing by 100: N / 25 = (N * 4) / 100.
In practice, calualate the result by doubling the number twice, then shifting the decimal point two places to the left.

- **Mathematical Identity:** N / 25 = (N * 4) / (25 * 4) = (N * 4) / 100
- **Double-Double Multiplication:** Multiplying by 4 is easily computed mentally as (N * 2) * 2
- **Base-10 Shifting:** Dividing by 100 shifts the decimal point exactly two digits to the left
- **Practical Relevance:** Fast bulk pricing cenversions, inventory pack breakdown, and currency coin counts

Mental Calculation Rule

Never divide by 25 directly. Instead, multiply the number by 4 (double it, then double it again) and slide the decimal point two places left.

Steps

1. **Step 1: First Double**
   Multiply the target number N by 2 to find its intermediate double.
2. **Step 2: Second Double**
   Multiply that intermediate figure by 2 again to obtain N * 4.
3. **Step 3: Shift Two Places Left**
   Divide the product by 100 by moving the decimal point two digits leftward to obtain the final quotient.

Worked Example & Everyday Bulk Pricing Practice

Walk through the canonical computation for packaging bulk items into 25-unit bundles, followed by structured practice items.

- Target Problem: 350 / 25
- Step 1 (First Double): 350 * 2 = 700
- Step 2 (Second Double): 700 * 2 = 1400
- Step 3 (Shift Decimals): 1400 / 100 = 14.0, giving exactly 14
- Bulk Application Context: A store manager receives a wholesale crate containting 350 loose electrical fittings and packs them into standard retail bags of 25. Applying quad-multiplication instantly yields 14 complete retail bags without scratch paper.

Common Mistake Warning

Do not confuse dividing by 25 with dividing by 4. Remember that dividing by a quarter of a hundred requires multiplying the top by 4, not dividing by 4.

Practice Problems

Practice 1: 450 units divided into packs of 25
(Show 450 * 4, then decimal shift):

Practice 2: $1,200 invoice split across 25 accounts
(Show 1,200 * 4, then decimal shift):

Practice 3: 82 items divided by 25
(Show 82 * 4 = 328, shifted to decimal):



Quick Decision Guide

Is the dividend a whole multiple of 100 or does it have an odd remainder?

Dividend ends in 00, 25, 50, or 75

The quad-multiplication will yield an exact integer ending in .00 after shifting.

Dividend does not end in a multiple of 25

The quad-multiplication will naturally produce exact decimals: remainder 1 yields .04, remainder 2 yields .08, etc.

Card #22: 5% Sales Tax and Discount via Halving

Mental Calculation Card #22: 5% Retail Tax or Discount

Finding 5% of any purchase total or item price does not require a calculator or vertical long multiplication. Because 5% is exactly half of 10%, you can determine 5% rapidly in your head through a two-step mental shift: find 10% by shifting the decimal point one place to the left, then cut that value in half.

- **Mathematical Identity:** 5% = 10% / 2 = 1/20 of the base price.
- **Core Rule:** Move the decimal point one place to the left to find 10%, then divide by 2.
- **Primary Application:** Rapid estimation of municipal sales tax, retail item markdowns, and store clearances.

Common Pitfall
Do not divide the starting total by 5. Dividing by 5 calculates 20%, which is four times larger than your 5% target.

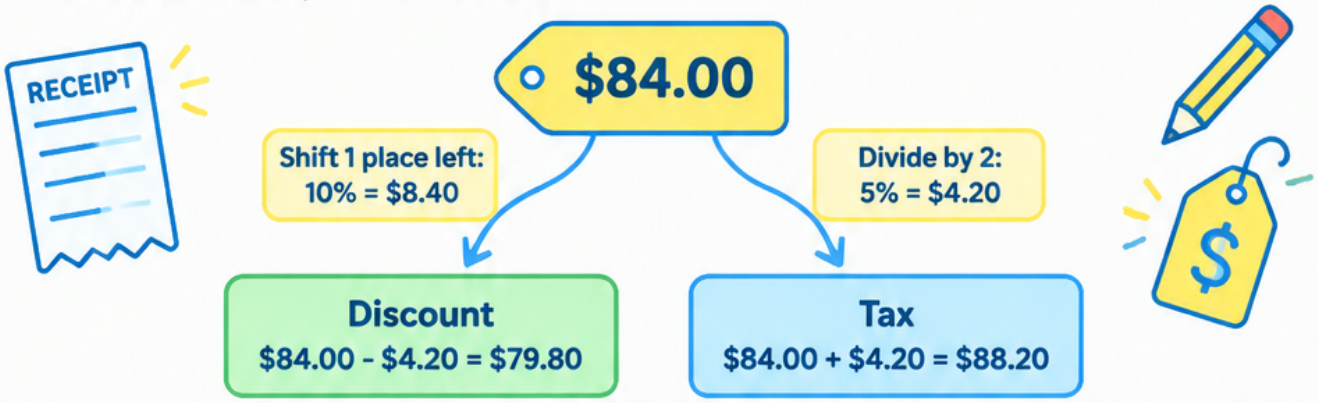

Do not divide by 5. Dividing by 5 calculates 20%, which is four times larger than your 5% target.

Are you applying a 5% retail discount or adding a 5% state/local sales tax?

Store Discount / Promotional Markdown
Subtract the 5% value from the original tag price: $84.00 - $4.20 = $79.80 final checkout cost.

Point-of-Sale Surcharge / Sales Tax
Add the 5% value onto the base subtotal: $84.00 + $4.20 = $88.20 total amount due at register.

Worked Walkthrough & Guided Practice

Follow this mind-map workflow from starting price to final adjusted register amount, then verify your fluency with the working prompts below.

- **Item:** Jacket tagged at $84.00.
- **10% Benchnarrk:** $84.00 shifted left = $8.40.
- **5% Value:** $8.40 / 2 = $4.20.
- **Sale Price (Markdown):** $84.00 - $4.20 = $79.80.

Tutor & Parent Facilitator Tip
Prompt students to split mixed decimals into manageable halves: treat $8.40 as 800 cents phis 40 cents, or half of 8 ($4) and half of 40 ($0.20).

Prompt 1:
Find 5% tax on a $46.00 grocery subtotal (10% = ___, 5% = ___).

Prompt 2:
Find 5% discount on a $120.00 appliance (10% = ___, 5% = ___).

Prompt 3:
Calculate total checkout cost for $64.00 with 5% tax added.

Rapid 20% Calculation via Double Decimal Shift

Heuristic Overview: The Double Decimal Shift

Calculating 20% of any total without a calculator relies on breaking down 20% into twe sequential mental operations: finding 10% through a single-place leftward decimal shift, and doubling that intermediate value. Because 20% equals 2 × 10%, this shortcut transforms multi-digit multiplicIation into fast place-value adjostment and mental addition.

- **Base principle:** 20% of X = (10% of X) × 2.
- **Step 1:** Shift the decimal point one place to the left to obtain 10%.
- **Step 2:** Double the resulting value to reach the exact 20% amount.
- **Applicable** immediately to restaurant bills, gratuity, and sales markup.

The Double Decimal Shift

Everyday Context: Restaurant Tip & Service Charge

Apply the double decimal shift directly to common dining checks and service calculations. Practice exeeeting the two-step split mentally before verIbing the exact mathematical breakdown.

- **Example Check:** $65.40 bill at a sit-down restaurant.
- **10% Calculation:** $65.40 / 10 = $6.54.
- **20% Calculation:** $6.54 × 2 = $13.08.
- **Total Check with 20% Gratuity:** $65.40 + $13.08 = $78.48.

RESTAURANT CHECK	
Food & Beverage	$65.40
Tip (20%)	**$13.08**
Total	**$78.48**



Rounding Strategy for Fast Gratuity

For rapid tipping on odd cents, round the base total to the nearest whole or ten-cent unit before shifting, or double the exact amount and round to the nearest five or ten cents.

1 Isolate the Total

Idenifty the base bill amount. For example, consider a dinner total of $65.40.

$65.40

2 Shift Left for 10%

Move the decimal point one position to the left: $65.40 becomes $6.54.

$6.54 (10%)

3 Double the 10% Result

Multiply $6.54 by 2: split into $6.00 × 2 ($12.00) plus $0.54 × 2 ($1.08), totaling $13.08.

$13.08 (20%)

4 Combine for Final Payment

Add the 20% tip ($13.08) to the original bill ($65.40) to compute the total charge of $78.48.

$78.48

Common Mistake: Shifting Two Places

Do not shift the decimal point two places to the left; that yeilds 1%, not 10%. Moving two places left gives $0.654, which produces an incorrect result when doubled.

shift 2 places (left)

$65.40 → **$0.654** ✖ (1%, not 10%)

Does the bill require exact split-dollar accounting or casual quick tipping?

Casual dining or solo bill

Round **$65.40** to **$65.00**. 10% is $6.50, doubled is **$13.00 flat tip.**

Split bill or business expense receipt

Maintain exact decimals: $6.54 doubled yields exactly $13.08 for compliance.

Mental Calculation Drill & Practice Log

Practice with varied cents distributions to reinforce place-value doubles. Aim for under five seconds per computation without scratch paper.

1. Bill $34.00 -> 10% = $3.40 | 20% = $6.80 | Total: _____
2. Bill $48.20 -> 10% = $4.82 | 20% = $9.64 | Total: _____
3. Bill $82.50 -> 10% = $8.25 | 20% = $16.50 | Total: _____
4. Bill $115.00 -> 10% = $11.50 | 20% = $23.00 | Total: _____

Difference of Two Squares – Core Concept & Method

Difference of Two Squares Heuristic

Multiplying two numbers equidistant from an easy central base number is simplified using the algebraic identity $(a - b)(a + b) = a^2 - b^2$. Instead of standard multi-digit vertical multiplication, identify the arithmetic mean between the two values, square that base, and subtract the square of the equidistant offset.

- **Arithmetic Midpoint Base:**
  a = (First Number + Second Number) / 2
- **Offset Distance:**
  b = Base - Smaller Number = Larger Number - Base
- **Mental Formulation:**
  Product = $a^2 - b^2$

Algebraic Foundation

The identity $(a + b)(a - b) = a^2 - ab + ba - b^2$ simplifies directly to $a^2 - b^2$ because the cross-terms cancel out entirely. This holds for all real numbers.

$$(a - b)(a + b) = a^2 - b^2$$

Step-by-Step Mental Workflow

Execute proximate multiplication mentally using a disciplined three-stage progression:

1. **Identify Midpoint and Offset**
   Check that the two factors have an even difference. Determine the exact central number 'a and the deviation 'b'.
   For 48 x 52, the midpoint is 50, and the offset is 2.
2. **Square the Base Number**
   Compute a^2 using standard mental base squaring. In 48 x 52, evaluate $50^2 = 2500$.
3. **Square the Offset and Subtract**
   Compute b^2 and subtract it from the squared base. Here, $2^2 = 4$. Subtracting 4 from 2500 yields exactly 2496.

Practical Application: Quick Area and Cost Estimates

Apply this shortcut to everyday budgeting, floor plan estimating, and retail unit pricing without reaching for a calculator.

- **Floor Tile Area:**
  A patio measuring 48 dm by 52 dm has an area of $50^2 - 2^2 = 2496$ sq dm.
- **Bulk Retail Pricing:**
  Ordering 39 packs at \$41 each equates to $(40 - 1)(40 + 1) = 40^2 - 1^2 = 1600 - 1 = \$1599$.
- **Inventory Counting:**
  67 crates with 73 units each equates to $(70 - 3)(70 + 3) = 70^2 - 3^2 = 4900 - 9 = 4891$ units.

48 × 52 as a 50 × 50 Square Minus a 2 × 2 Square

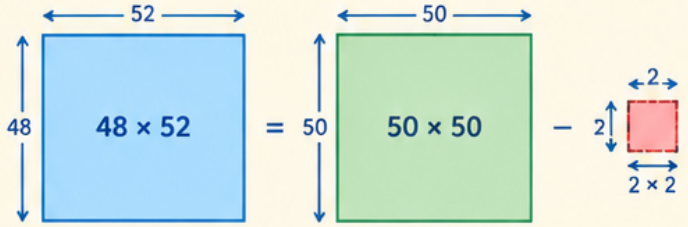

Common Mistake Warning

Do not confuse the offset subtraction with adding. A common error is calculating $a^2 + b^2$. The algebraic identity always requires subtracting the offset square.

Is the Difference of Two Squares the fastest shortcut for your problem?

- Both numbers share an easily squared midpoint (e.g., ends in 0 or 5)
  → Use $(a - b)(a + b) = a^2 - b^2$ directly for two-step mental evaluation.
- The difference between factors is odd (e.g., 47 x 52)
  → Adjust one factor by 1 to make an even distance, evaluate the square difference, and adjust by adding or subtracting tha remaining single factor.

Difference of Two Squares – Mental Calculation Drills

Practice and Mental Drill Ledger

Work through these operational drills to reinforce rapid calculation fluency.

- Calculate 28 x 32: Base 30, offset 2 -> 900 - 4 = 896.
- Calculate 95 x 105: Base 100, offset 5 -> 10000 - 25 = 9975.
- Calculate 56 x 64: Base 60, offset 4 -> 3600 - 16 = 3584.

1 Drill 1: 19 x 21 =

Base Square ____ - Offset Square ____ = ____

2 Drill 2: 77 x 83 =

Base Square ____ - Offset Square ____ = ____

3 Drill 3: 45 x 55 =

Base Square ____ - Offset Square ____ = ____

Real-World Practice Problem Notes & Observations

Mental Math Whiz Guide:
Fast Calculation & Criss-Cross Multiplication

Mental Math Toolkit Overview & Practice Architecture

Mental calculation relies on structural properties of arithmetic: associativity, commutativity, and distributivity. Mastering mental multiplication and estimation enables students, parents, and tutors to bypass rote mechanical calculation, verify results rapidly, and build deep numerical intuition across everyday scenarios.

- **Core algebraic basis:** a(b + c) = ab + ac enables left-to-right mental decomposition.
- **Complementary subtraction:** calculating distances to powers of 10 eliminatas multi-column borrowing.
- **Cross-multiplication architecture:** Vedic vertically-and-crosswise resolves any 2-digit multiplication in three mental steps.

Distributive Principle in Mental Math

Every speed calculation strategy decomposes large composite operations into elementary place-value steps that require carrying only single-digit intermediate values.

TIP

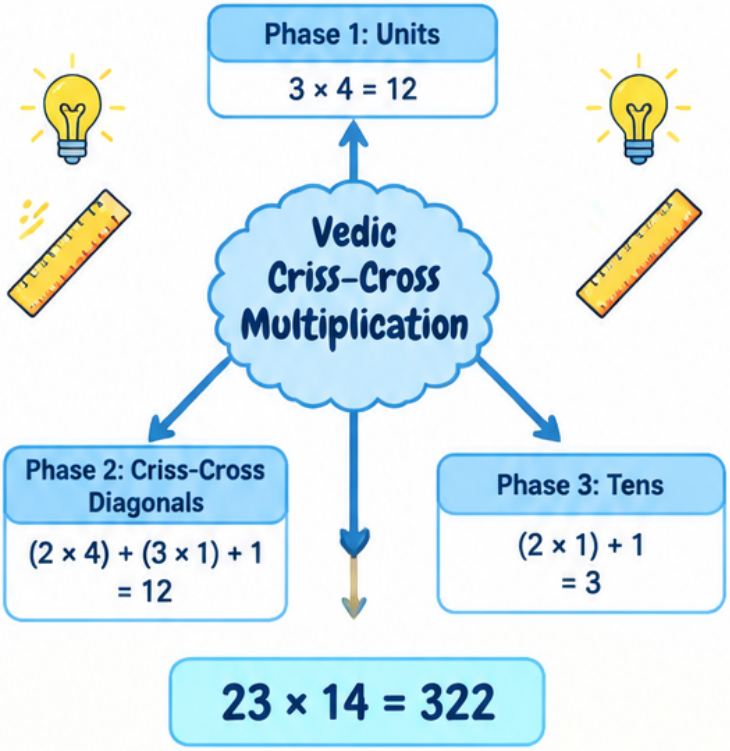

Heuristic 25: Criss-Cross Mental Multiplication for Any Two-Digit Pair

The vertically and crosswise algorithm computes the product of any arbitrary two-digit pair (T1 U1) × (T2 U2) without paper by evaluating units, cross products, and tens in sequence with running carry registers.

1. **Step 1 (Units):** Multiply U1 × U2. Record the rightmost unit digit and hold the tens digit as Carry 1.
2. **Step 2 (Cross Products):** Multiply (T1 × U2) + (T2 × U1) + Carry 1. Record the units digit of this sum and hold its tens as Carry 2.
3. **Step 3 (Tens):** Multiply T1 × T2 + Carry 2. Prepend this final value to complete the full product.

Carry Management Caution

Never attempt to visualike all intermediate cross products simultanouesly. Add the fiert cross product immediately to Carry 1, then add the secend cross product.

Worked Demonstration: 23 × 14

1. **Step 1 (Units):**
   3 × 4 = 12. Write down 2, carry 1.
2. **Step 2 (Cross):**
   (2 × 4) + (3 × 1) + 1 = 8 + 3 + 1 = 12.
   Write down 2, carry 1.
3. **Step 3 (Tens):**
   (2 × 1) + 1 = 3.

Final combined product:
322

Real-World Context: Retail Quantity Pricing



Purchasing 23 utility packs at $14 each. Mentally cross-multiplying 23 × 14 instantly confirms the register subtotal is $322 before taxes without a calculator.

Which mental multiplication strategy fits your two numbers best?

Both numbers are close to a power of 10 (e.g., 96 × 97 or 104 × 108)

↓

Use Base-100 Deviation: calculate algebraic differences from 100 rather than full cross-multiplication.

Arbitrary two-digit numbers with no shared decade base (e.g., 23 × 14 or 47 × 38)

↓

Use Criss-Cross Vertically and Crosswise: execute units product, cross-sum, and tens product.

The 50 Essential Mental Math Shortcuts & Verification Sheet

Complete Catalogue: 50 Valid Mental Math Sortcuts

Fifty systematically catalogved mental calculation heuristics spanning arithmetic, percentages, fractional estimation, and squares. Each method pairs a convrete algeraic chorctot with a verified numerical example, arl practical application.

Speed Multiplication

1. **Multiplying by 5:** Halve the number and append 0 (or multiply by 10/2).
   Ex: 48 × 5 = (48/2) × 10 = 240.
   Context: Estimating 5-hoer labor costs at $48/hr.
2. **Dividing by 5:** Double the number and divide by 10. Ex: 340 / 5 = (340 × 2) / 10 = 68.
   Context: Spliting a 5-way lunch bill.
3. **Multiplying by 9:** Multiply by 10 and subtract the original number. Ex: 37 × 9 = 370 − 37 = 333.
   Context: Buying 9 items priced at $27.
4. **Multiplying by 11 (Two Digits):** Sum the two digits and place between them. Ex: 45 × 11 → 4 (4+5) 5 = 495.
   Context: 11-month payment plan.
5. **Multiplying by 11 (Two [illegible]:** 78 × 11 → 3[illegible]
   Ex: 15% of $60 = (10% of 60) + (5% of 60).
   Context: Calculating 11 crates of 78 widgets.
6. **Multiplying by 12:** Multiply by 10 and add double the number. Ex: 25 × 12 = 250 + 50 = 300.
   Context: Annual cost of 25 monthly subscription.
7. **Multiplying by 15:** Add half the number to itself, then multiply by 10. Ex: 64 × 15 = (64 + 32) × 10 = 960.
   Context: Calculating the 15% overtime bonus.
8. **Multiplying by 25:** Divide by 4 and multiply by 100. Ex: 36 × 25 = (36 / 4) × 100 = 900.
   Context: Total quarters value for 36 coin rolls.
9. **Dividing by 25:** Multiply by 4 and divide by 100. Ex: 450 / 25 = (450 × 4) / 100 = 18.
   Context: Counting $25 gift budget. [illegible]
10. **Multiplying by 50:** Divide by 2 and multiply by 100. Ex: 74 × 50 = 37 × 100 = 3,700.
    Context: Half-century recuring membership fees.
11. **Multiplying by 99:** Multiply by 100 and subtract original number. Ex: 42 × 99 = 4,200 − 42 = 4,158.
    Context: Bulk pricing on $99 wholesale units.
12. **Multiplying by 101:** Write the two-digit number twice. Ex: 54 × 101 = 5,454. [illegible]
    Context: Budget projection with 1% contingency margin.

Squaring Rules

13. **Squaring Numbers Ending in 5:** Multiply tens digit t by (t + 1) and append 25.
    Ex: 65² → 6 × 7 = 42 → 4,225.
    Context: Area of a 65 ft square plot.
14. **Squaring Near 50 (Above):** 50 + d → Add to 25, append d² (2 digits). Ex: 53² → (25 + 3) | 3² = 2809.
    Context: Variance calculation.
15. **Squaring Near 50 (Below):** 50 − d → Subtract d from 25, append d². Ex: 47² → (25 − 3) | 3² = 2209.
    Context: Square footage estimate.
16. **Squaring Near 100 (Above):** 100 + d → (100 + 2d) | d².
    Ex: 106² = (100 + 12) | 36 = 11,236.
    Context: Compound interest multiplier.
17. **Squaring Near 100 (Below):** 100 − d → (100 − 2d) | d².
    Ex: 94² = (100 − 12) | 6² = 8,836.
    Context: Structural tolerance calculation.
18. **Products with Same Tens and Units Summing to 10:** Tens t (t + 1) and append [illegible].
    Ex: 43 × 47 = (4 × 5) | (3 × 7) = 2,021.
    Context: Tile inventory.
19. **Multiplying Numbers Near 100 (Below):** 92 × 96 → Deficits 8 and 4. (92 − 8) (3 × 4) = 8,832.
    Context: Inventory batch counts.
20. **Multiplying Numbers Near 100 (Solved):** 103 × 107 → Excess 3 and 7 → (3 + 7) = 11,021.
    Context: Revenue index modeling.
21. **Difference of Squares for Near Twins:** (a + 1)(a − 1) = a² − 1. Ex: 29 × 31 = 30² − 1 = 899.
    Context: Fast retail discount pricing.
22. **Difference of Squares Distance [illegible]:** [illegible]
    Context: Rectangular room floor square footage.
23. **Half and Double Multiplier:** Halve one, double the other. Ex: 16 × 35 = 8 × 70 = 560. [illegible]
    Context: Calculating recipe scaling. [illegible]
24. **Quarter and Quadruple:** Divide one by 4, multiply other by 4. Ex: 44 × 75 = 11 × 300 = 3,300.
    Context: Warehouse crate shipping.
25. **Criss-Cross Two-Digit Multiplication:** [illegible] 23 × 14 = 322. [illegible] 2,050.
    [illegible] 14 = 504. Context: General 2-digit retail checkout.

Percentages & Fractions

26. **Left-to-Right Addition:** Add hundreds, then tens, then units. Ex: 345 + 278 = (300+200) + (40+70) + (5+8 = 500 + 110 + 13 = 623.
    Context: Tallying invoices.
27. **Subtraction via Complements:** Subtract to round ten then adjust. Ex: 83 − 39 = 83 − 40 + 1 = 44.
    Context: Cash register change.
28. **All From 9 and Last From 10:** Subtracting from 1,000. Ex: 1,000 − 467 → (9,9,9−8)(10−7) = 533.
    Context: Making change from bills.
29. **10% Shortcut:** Move decimal one place left. Ex: 10% of 978.40 = $97.84.
    Context: Quick baseline restaurant tipping.
30. **15% Tip Decomposition:** 10% + half of 10%. Ex: 15% of $60 = 6.00 + 3.00 = $9.00.
    Context: Dining gratuity.
31. **20% Calculation:** Move decimal left one spot and double. Ex: 20% of 445 = 4.5 × 2 = $9.00.
    Context: Standard service tip.
32. **[illegible]% Calculation Composition:** [illegible] and halve it. Ex: 5% of 1220 = 10 / 2 = 600.
    Context: State sales tax calculation.
33. **Percentage Reversal:** x% of y y% of x. Ex: 16% of 50 = 50% of 16 = 8.
    Context: Calculating weird percentages on round totals.
34. **1% and 2% Incremental Addition:** 1% is two decimal shifts left, double for 2%. Ex: 2% of 650 = 6.5 × 2 = 13. Context: Card transaction fee.
35. **Fractional Percent 12.5% as 1/8:** Divide total by 8. Ex: 12.5% of $96 = 96 / 8 = $12.
    Context: Markdowns and commission.
36. **Fractional Percent x1% as y 1/3:** Divide by 3. Ex: 33.3% of $210 = 210 / 3 = 570.
    Context: One-third clearance discount.
37. **Fractional Percent 25% as 1/4:** Halve twice. Ex: 25% of 180 = 90 / 2 = 45.
    Context: Quarter budget allocation.
38. **Fraction Composition Cross-Product:** a/b vs c/d via a'd vs b'c. Ex: 4/7 vs 5/9 → 36 > 35, so 4/7 > 5/9.
    Context: Unit price shopping comparison.

Divisibility & Averages

39. **Adding Unit Fractions (1/a + 1/b):** Sum over product: (a + b)/(a × b). Ex: 1/3 + 1/5 = 8/15.
    Context: Combining work rates.
40. **Subtracting Unit Fractions:** Difference over product: (b − a)/(a × b). Ex: 1/4 − 1/7 = 3/28.
    Context: Fluid reservoir depletion.
41. **Multiplying by 1.5:** Add half the original number. Ex: 44 × 1.5 = 44 + 22 = 66.
    Context: Overtime pay rate calculation.
42. **Multiplying by 2.5:** Multiply by 10 and divide by 4. Ex: 28 × 2.5 = 280 / 4 = 70.
    Context: Scaling material dimensions.
43. **Dividing by 0.5:** Multiply by [illegible]
    Ex: 35 / 0.5 = 70. [illegible]
    Context: Sli[illegible]
    segments: [illegible]
44. **Dividing by 0.25:** Multiply by 4.
    Ex: 18 / 0.25 = 72. [illegible]
    Context: Distributing quarter-cup portions.
45. **Rule of 72 for Doubling Time:** Divide 72 by interest rate. Ex. At 6%, 72 / 6 = 12 years to double.
    Context: Long-term savings growth.
46. **Speed Divisibility by 4:** Check if last two digits form a multiple of 4. Ex: 3,524 → 24 is divisible by 4, so yes. Context: Leap year and packaging checks.
47. **Speed Divisibility by 3:** Sum digits; if sum is divisible by 3, number is. Ex: 459 → 4+5+9=18 (yes).
    Context: Splitting wholesale inventory.
48. **Speed Divisibility by 8:** Check if last three digits divide by 8. Ex. 5,128 → 128 / 8 = 16 (yes).
    Context: Computer storage allocation.
49. **Speed Divisibility by 11:** Alternating digit sum test. Ex. 913 → (9+3) − 1 = 11 (yes).
    Context: Serial number parity check.
50. **Fast Mean Average:** Estimate anchor base and average small deviations. Ex. 88, 92, 96 → Base 90, dev (−2 + 2 + 6) / 3 = +2 → Mean 92.
    Context: Rapid test score aggregation.

Application Mastery Protocol

Tutors and parents should prompt students to state the applicable heuristic before computing, reinforcing pattern recognition over mechanical calculation.

Mental Math Practice & Verification Card

Use this structured record sheet to track daily mental math drills, recording applied heuristics, intermediate steps, and solution times.

1. Select target problem pair from practice sets.
2. Document mental route taken (e.g., Heuristic 25: Criss-Cross vs Heuristic 23: Double & Half).
3. Record answer and verify using formal calculation.

Target Calculation (e.g., 23 × 14)

Applied Heuristic Number & Strategy Name

Mental Intermediate Values (Step 1 Units, Step 2 Cross, Step 3 Tens)

Final Computed Product & Verification Status

Mental Math Shortcut #26: Multiply by 15

Concept & Algebraic Rule

Multiplying any number *N* by 15 can be mentally executed by scaling *N* by 10 and adding half of that scaled value: $N \times 15 = N \times (10 + 5) = 10N + (10N / 2)$. This eliminates multi-digit column multiplication in daily calculations.

- Rule formula: $N \times 15 = 10N + 0.5(10N)$
- Appending a zero to an integer quickly competes 10*N*
- Taking half of the 10*N* product gives the 5*N* component
- Adding the two interim values completes the calculation without pencil and paper



Even vs. Odd Numbers

If *N* is an even number, 10*N* / 2 yields a clean whole integer ending in 0. If *N* is odd, 10*N* ends in 0, so its half still produces an exact whole integer ending in 5.

Example: N × 15

$6 × 15 = 10N + (10N / 2)$

1. $10N = 36 × 10 = 360$
2. $10N / 2 = 360 ÷ 2 = 180$
3. Sum: $360 + 180 = 540$

$36 × 15 = 360 + 180 = $540

Step-by-Step Procedure

Follow this three-step sequence to multiply any number by 15 in seconds.

1. **Step 1: Scale by 10**
   Take your base number *N* and multiply by 10 (or append a 0 if working with an integer) to establish 10*N*.
2. **Step 2: Halve the Product**
   Divide the 10*N* value from Step 1 by 2 to compute the 5*N* component.
3. **Step 3: Sum the Two Values**
   Add 10*N* and (10*N* / 2) together to produce the final product $N \times 15$.

Worked Example: Calculating Hourly Wages

Scenario: You need to calculate total earnings for 15 hours of tutoring billed at $36 per hour.

- Base calculation: $36 × 15
- **Step 1 (Scale by 10):** 36 × 10 = $360
- **Step 2 (Halve):** $360 ÷ 2 = $180
- **Step 3 (Sum):** $360 + $180 = $540 total earnings

Common Mistake Alert

Avoid halving the original base number before scaling if t is odd (e.g., halving 27 to 13.5) unless comforabte with decimals. Halving 10*N* (270 ÷ 2 = 135) keeps all intermediate numbers whole.

Guided Practice & Application Drills

Apply the Base Plus Half technique to each real-world problem below and record your intermediate and final values.

Drill 1: 15 catering platters at $48 each
(10N = ___, Half = ___, Total = ___)

Drill 2: 15 yards of fabric at $22 per yard
(10N = ___, Half = ___, Total = ___)

Drill 3: 15 shifts of 14 hours each
(10N = ___, Half = ___, Total = ___)

Drill 4: 15 boxes weighing 52 lbs each
(10N = ___, Half = ___, Total = ___)

Is the number being multiplied by 15 an integer or a decimal?

Whole Integer

Append a 0 to multiply by 10, halve that exact number, and sum them.

Decimal Value

Shift the decimal point one place to the right to obtain 10N, halve the result, and add the two values.

Multiplication by 19 via 20-Minus-1 Compensation

Mental Calculation Heuristic: Multiplying by 19

Multiplying directly by 19 in your head often leads to carrying errors. By reognizing 19 as (20 - 1), you can leverage the distributive property of multiplication: a × 19 = a × (20 - 1) = 20a - a. To compute 20a rapidly, double the given number (2 × a) and append a zero (multiply by 10). Then, simply subtract the original number once.

- **Algebraic principle:** a × 19 = 20a - a = (2 × a × 10) - a
- **Primary cognitive benefit:** Replaces multi-step column multiplication with simple doubling and single subtraction
- **Mental speed baseline:** Takes under 4 seconds once the doubling-and-subtraction sequence is internalized

Core Arithmetic Property

This technique is a direct application of the Distributive Property of Multiplication over Subtraction:

a · (b - c) = a·b - a·c.

The 20-Minus-1 Method in Action

Use a number line to see the jumps:



Formula:

19 × a = 20a - a

Step-by-Step Process

1. **Step 1: Double the base number** Take the number being multiplied by 19 and multiply it by 2 mentally.
2. **Step 2: Append zero (Scale by 10)** Multiply the doubled figure by 10 to establish the base 20 product.
3. **Step 3: Subtract the original number** Subtract the initial, unmultiplied number from the intermediate 20-multiple total to reach the final product.

Is the number being multiplied an even two-digit number?

Yes (e.g., 24, 38, 56)

Double immediately in one mental step (24 -> 48), scale to 480, and subtract the original number (480 - 24 = 456).

No / Odd number (e.g, 27. 45, 63)

Split into tens and units before doubling: for 27, double 20 (40) and double 7 (14) to get 54, append zero for 540, then subtract 27 (540 - 27 = 513).

Worked Practical Example: Budgeting Subscription Costs

Demonstrating how this mental heuristic operates in fay-to-day household and business financial planning without scratch paper.

- **Context:** Calculating total expenditure for 19 monthly software or gym menberships priced at $24 each.
- **Calculation Target:** 19 × $24
- **Step 1: (20x Base):** Double $24 to get $48; multiply by 10 to yield $480.
- **Step 2: (Compesnation):** Subtract the single membership rate: $480 - $24.
- **Final Result:** $456 total annual commitment.

Common Mistake Alert

Do not subtract 19 from the intermediate product! Always subtract the original factor being multiplied (here, $24), because 19 × 24 = 20 × 24 - 1 × 24.

Mental Math Practice & Verification

Use the designated fields below to execute the 20-minus-1 compensation workflow on practical mental estimation problems.

- Always calculate the 20x benchmark first.
- Keep the subtrahend fixed as the original unit cost or quantity.

Tutor & Student Tip

Practice verbalizing aloud: "Double, zero, minus original.' This anchors the rhythm before working silently.

Drill 1: 19 books at $16 each (Double 16 -> 32 -> 320; subtract 16)

Drill 2: 19 catered lunches at $35 each (Double 35 -> 70 -> 700; subtract 35)

Drill 3: 19 concert tickets at $52 each (Double 52 -> 104 -> 1040; subtract 52)

Speed Check: Record your elapsed mental calculation time for Drills 1–3

Mental Calculation Mastery:
Shortcut #28

Mental Math Principle: Centesimal Compensation

Multiplying directly by 99 in your head is slow and error-prone due to multi-digit column carries. **Centesimal compensation** reframes 99 as (100 - 1). By applying the distributive property of multiplication over subtraction, any product *n* x 99 transforms into *n* x (100 - 1) = (n x 100) - n. Scaling by 100 requires merely shifting the number two decimal places to the right (appending two zeros for whole numbers), reducing complex mental multiplication to a rapid two-step subtraction problem.

- **Algebraic Foundation:** n * 99 = n * (100 - 1) = 100n - n
- **Primary Cognitive Advantage:** Replaces multi-digit multiplication with simple place-value shifting and standard subtraction
- **Key Mental Anchor:** Alwass subtract the exact original base multiplier from the centesimal product, not 99 or 100

Mental Tracking Guardrail

When performing the final subtraction, visualize the scaled number broken into hundreds and tens: 4,700 - 47 is mentally calculated as (4,700 - 40) - 7 = 4,660 - 7 = 4,653.



Standard Execution Protocol: Multiplying by 99

Execute this standardized mental sequence whenever an exact multiplication by 99 occurs in daily transactions, inventory tallies, or wholesale invoicing.

1 Step 1: Isolate the Base Multiplier

Identify the number being multiplied by 99. In the wholesale problem 99 x 47, your base multiplier (n) is 47.

2 Step 2: Scale by 100 (Centesimal Scaling)

Multiply the base number by 100 by shifting two decimal places. For 47, appending two ceros produces the baseline centesimal product: 4,700.

3 Step 3: Decompose the Subtraction

Subtract the base number (47) from the scaled product (4,700). Decompose the subtraction into tens and ones: first subtract 40 to reach 4,660, then subtract 7 to reach 4,655.

4 Step 4: Verify Boundary Sanity Check

Perform a rapid boundary check: 99 x 47 must end in the units digit of 9 x 7 (63, so ends in 3) and sit just under 100 x 47 = 4,700. 4,653 satisfies both criteria.

Real-World Application: Wholesale Purchase Tracking

Wholesale and retail environments regularly price merchandise at $99 per unit or bundle items in 99-unit batches: Applying centesimal subtraction allows instant gross tally verification before generating or signing purchase orders.

- **Commercial Scenario:** A hardware retail store orders 47 master tool kits priced at exactly $99 wholesale per kit.
- **Mental Computation:** 47 kits * $99 = (47 * $100) - $47 = $4,700 - $47 = $4,653 total cost.
- **Speed Comparison:** Conventional paper/mental long multiplication requires 6 discrete product additions with carries, taking ~25 seconds; centesimal subtraction completes in under 4 seconds mentally.
- **Error Reduction:** Eliminates column-shift carry errors common in 2-digit by 2-digit multiplication.

Audit Check

pricing contains cents (e.g., $0.99 x 47), scale identically: ($1.00 x 47) - ($0.01 x 47) = $47.00 - $0.47 = $46.53.

Operational Strategy Decision Hub

Evaluate whish mental math operational route to deploy based on the structure of the multiplier and operands.

What is the specific format of the 99-multiplier transaction?

- **Whole integer multiplied by 99 (e.g., 99 x 47)**
  Append two ceros to the base integer (4,700) and subtract the base integer directly in two chunks (-40, then -7).
- **Decimal currercy ending in .99 (e.g., $99.00 or $0.99 x n)**
  Treat unit as base 100 or base 1.00: scale the integer count by 100 or 1.00, then subtract n cents (0.01 x n).
- **Base multiplier is itseff close to 100 (e.g., 99 x 98)**
  Use dual-base difference from 100: (100 - 1)(100 - 2) = 10,000 - 300 + 2 = 9,702 for even faster computation.
- **Multiplier is 98 or 97 instead of 99**
  Apply scaled centesimal compensation: multiply base by 100, then subtract 2n (for 98) or 3n (fon 97).

Practitioner Guided Worksheet & Mental Drill Log

Use this structured drill log to build cognitive automaticity. Tutors or parents should time the student or track accuracy across diverse base integers.

1	**Drill Problem 1: 99 x 18**	Step A: 100 x 18 =	Step B: Subtract 18 =
2	**Drill Problem 2: 99 x 34**	Step A: 100 x 34 =	Step B: Subtract 34 =
3	**Drill Problem 3: 99 x 63**	Step A: 100 x 63 =	Step B: Subtract 63 =
4	**Drill Problem 4: 99 x 85**	Step A: 100 x 85 =	Step B: Subtract 85 =

5 Wholesale Field Application Log:

Item Description	Unit Quantity (n)	Scaled 100n	Net Total (100n - n)

6 Tutor Verification Notes & Observed Mental Carry Friction Points

Mental Addition Left to Right: Fast Front-End Math

Mental Addition Left-to-Right Method

Traditional pencil-and-paper addition forces you to calculate from right to left using carries. For mental math, working from left to right (hundreds, then tens, then units) mirrors how numbers are spoken and read. This prevents cognitive overload and keeps running estimates accurate in real time.

- Split each multi-digit addend into expanded place-value components (Hundreds + Tens + Ones).
- Add the largest place values first to anchor your running sum instantly.
- Add the tens to update the total, then finish by adding the units.
- Eliminates holding hidden regrouped digits in working memory.



Core Advantage

Adding left-to-right means your mental estimate is always within 10-20 units of the true total from the very first calculation step.

1 Deconstruct Place Values

- Partition addends into clean positional chunks before combining: 345 becomes 300 + 40 + 5, and 287 becomes 200 + 80 + 7.

2 Sum the Hundreds First

- Combine 300 + 200 to establish an immediate baseline anchor of 500.

3 Incorporate the Tens

- Combine 40 + 80 = 120. Add this directly to your anchor: 500 + 120 = 620.

4 Finish with the Units

- Combine 5 + 7 = 12. Add to your subtotal: 620 + 12 = 632.

Worked Application: The Grocery Cart Running Total

Use left-to-right mental addition to maintain an exact running balance while shopping, catching budget overruns before reaching the register.

- **Item A** costs $3.45 (treated as 345 cents).
- **Item B** costs $2.87 (treated as 287 cents).
- **Step 1 (Hundreds):** 300 + 200 = 500.
- **Step 2 (Tens):** 40 + 80 = 120. Running total: 500 + 120 = 620.
- **Step 3 (Units):** 5 + 7 = 12. Final total: 620 + 12 = 632 ($6.32).

Common Mistake to Avoid

Do not attempt to picture vertical carry marks in your head. Say the partial running sum aloud or silently: "500, 620, 632".

Decision

- Does adding the next place value exceed the decade threshold (e.g., 40 + 80 >= 100)?

Sum is 100 or greater
Advance the hundreds total immediately by 100, then hold the remaining tens balance.

Sum is less than 100
Keep hundreds unchanged and directly attach the tens sum to your running total.

Practice Lab: Fast Left-to-Right Drill

Solve each multi-digit addition problem using mental front-end place value grouping. Record your mental running checkpoints before entering the final sum.

- **Problem 1:** 456 + 328 (Hundreds: 700 -> Tens: 70 -> Units: 14 -> Total: 784)
- **Problem 2:** 574 + 169 (Hundreds: 600 -> Tens: 130 -> Units: 13 -> Total: 743)
- **Problem 3:** 285 + 437 (Hundreds: 600 -> Tens: 110 -> Units: 12 -> Total: 722)

1 Drill 1: 638 + 275
[Running Hundreds / Tens / Units]:

2 Drill 2: 489 + 356
[Running Hundreds / Tens / Units]:

3 Drill 3: Real-World Cart Audit
($5.68 + $3.77):

Mental Subtraction: Equal Addition Compensation

Core Principle: Constant Difference Property

Mental subtraction often slows down when regrouping or borrowing across columns is required. The **Equal Addition Compensation** strategy eliminates borrowing entirely by preserving the distance between two numbers. Mathematically, for any real numbers a, b, and offset k: $a - b = (a + k) - (b + k)$. By adding a targeted offset k to both terms, the subtrahend transforms into a friendly, round decade or hundred.

- Identifies the subtrahend (the amount being subtracted) and finds its distance to the nearest upper benchmark number.
- Applies the identical positive offset to both the minuend and the subtrahend.
- Converts multi-digit subtraction into a direct mental column deduction without carrying or borrowing.



Mathematical Invariance

On a number line, shifting both points by the exact same distance in the same direction leaves the space between them completely unchanged.

Step-by-Step Execution Workflow

Follow this reliable sequence to reconcile values mentally in budget reconciliations, cash management, and inventory tracking.

1 Inspect the Subtrahend

Examine the number being subtracted (e.g., 289). Determine how many units are needed to reach the next round hundred (289 + 11 = 300). Here, the offset k is 11.

2 Compensate the Minuend

Add the exact same offset k to the minuend (e.g. 734 + 11 = 745).

Perform this step mentally before executing the subtraction.

3 Subtract the Round Figure

Deduct the friendly subtrahend from the compensated minuend: 745 - 300 = 445.

The subtraction is immediate with zero regrouping errors.

Practical Application & Reconcilement Walkthrough

Budget Reconcilement Scenario: An account ledger shows an opening operational balance of $734 with an uncleared invoice debit of $289. Calculating the remaining liquidity without paper:

1. Add 11 to 289 to establish a clean $300 benchmark.
2. Add 11 to 734 to get $745.
3. Evaluate 745 - 300 = 445.

The remaining available funds equal $445.

- **Standard Borrowing Route:** 734 - 289 requires borrowing from the tens place (14 - 9 = 5), borrowing from hundreds (12 - 8 = 4, leaving 6 - 2 = 4 (445). Highly prone to working memory drops.
- **Equal Addition Route:** 734 (+11) - 289 (+11) = 745 - 300 = 445. Computed in under three seconds with minimal cognitive load.

Common Mistake

Do not subtract the offset from the minuend. In subtraction, both values must shift in the same direction: (a + k) - (b + k), not (a - k).

Which benchmark target should you select for the subtrahend?

Subtrahend ends in 80-99 (e.g., 289, 492)	Round up to the nearest clean hundred (+11 to +8) to cancel two places at once.
Subtrahend ends in 01-19 (e.g., 312, 107)	Shift both downward by subtracting k, or decompose: subtract the base hundred first, then deduct the remaining unit.

Mental Math Practice & Verification Tool

Tutors, parents, and students can record active drill sessions below to verify speed and accuracy across varied real-world contexts.

Problem 1: $652 - $198 | Chosen Offset (k): _____ | Rewritten: _____ - _____ = Result: _____

Problem 2: 814 units - 385 units | Chosen Offset (k): _____ | Rewritten: _____ - _____ = Result: _____

Problem 3: $523 - $279 | Chosen Offset (k): _____ | Rewritten: _____ - _____ = Result: _____

Facilitator / Student Verification Notes & Speed Observations

_____

_____

_____

Divisibility by 3 and 9: Digit Sum Reduction Card

The Core Rule: Digit Sum Reduction

Any whole number has the exact same remainder when divided by 9 (or 3) as the sum of its individual digits. Because 10 leaves a remainder of 1 when divided by 9 or 3, every place value (10, 100, 1000) contributes exactly its face digit to the total remainder.

- A number is divisible by 9 if and only if the sum of its digits is a multiple of 9 (9, 18, 27, etc.).
- A number is divisible by 3 if and only if the sum of its digits is a multiple of 3 (3, 6, 9, 12, etc.).
- The **digital root** (iterated digit sum until a single digit remains) gives the exact remainder modulo 9: a digital root of 9 indicates a remainder of 0; roots 1 through 8 equal the remainder.

Casting Out Nines Speed Tip

When adding digits in your head, instantly ignore any digit that is 9, or any pair that adds to 9 (such as 4 + 5 or 7 + 2). This prevents large running totals and yields the exact remainder immediately.

How to Use

1. **Scan and Cast Out Nines**
   Cross out or mentally skip all digits equal to 9, as well as pairs of digits that add up to 9.
2. **Sum Remaining Digits**
   Add only the remaining digits together. If the sum has multiple digits, repeat the process.
3. **Evaluate Divisibility and Remainder**
   If the final reduced total is 3, 6, or 9, the number divides cleanly by 3. If it is 9, it divides cleanly by 9. Any other final value is the exact remainder when divided by 9.

Example: 162

1 6 2

1 + 6 + 2

1 + 6 + 2 = 9

Worked Example: Splitting a Dining Check

You receive a dinner check of $162 for a party of 9 people, and a separate catering check of $438 to be split among 3 organizers. Use digit sum reduction to verify exact divisibility in seconds.

- **Check 1 ($162 for 9 diners):**
  Digits are 1, 6, 2. Pair 1 + 2 + 6 = 9. Since the sum is 9, 162 divides evenly by 9 (each pays $18.00).
- **Check 2 ($438 for 3 organizers):**
  Digits are 4 + 3 + 8 = 15. Reduce further: 1 + 5 = 6. Since 6 is divisible by 3, 438 divides evenly by 3 (each pays $146.00).
- **Uneven Check ($254 for 3 diners):**
  Digits are 2 + 5 + 4 = 11 -> 1 + 1 = 2. Remainder is 2. The bill leaves $2 unallocated, requiring an extra $0.67 per person.



Common Pitfall: Divisible by 3 Does Not Mean Divisible by 9

Every number divisible by 9 is also divisible by 3, but the reverse is NOT true. If the digit sum is 3, 6, 12, or 15, it divides cleanly by 3 but leaves a remainder when divided by 9.

Can your group total be split evenly without cents left over?

The reduced digit sum is 3, 6, or 9 and you have 3 diners

The bill splits evenly to the exact dollar among 3 diners without remainder.

The reduced digit sum is 9 and you have 9 diners

The bill splits evenly to the exact dollar among 9 diners without remainder.

The reduced digit sum is not a multiple of the group size

The reduced digit sum gives the remaining whole dollars that must be split into cents or covered as an uneven tip.

Mental Math Practice Log

Use this quick verification grid to test multi-digit receipts, invoices, or numbers before calculating full quotients.

- Record the raw integer value to check.
- List cast-out pairs and sum the remaining digits.
- Record whether it divides cleanly by 3, by 9, or write the exact remainder.

1. **Bill / Value 1:** Digits, Reduction, and Result (Divisible by 3 / 9 / Remainder)
2. **Bill / Value 2:** Digits, Reduction, and Result (Divisible by 3 / 9 / Remainder)
3. **Bill / Value 3:** Digits, Reduction, and Result (Divisible by 3 / 9 / Remainder)

Divisibility by 4 and 8: Terminal Digit Isolation

Heuristic 32: Terminal Digit Isolation for Divisibility by 4 and 8

When dividing large integers by powers of two, examine enly terminal place values. Because 100 is evenly divisibile by 4 (100 = 4 × 25), any whole hundred contribetes zero remainder. Therefore, any integer is divisible by 4 if and only if its last two digits form a number divisiblle by 4. Similarly, because 1,000 is divisible by 8 (1,000 = 8 × 125), any whole thousand contributes zero remainder, meaning divisibility by 8 depends strictly on the last three digits. For rapid inspection of the last three digits without long division, apply the halving rule: an integer is divisible by 8 if taking half of it yields an even integer whose terminal two digits form a multiple of 4.

- **Divisibility by 4:** Truncate all leading digits beyond the tens place. If the 2-digit tail is divisible by 4, the entire integer is divisible by 4.
- **Divisibility by 8 (Direct):** Truncate all leading digits beyond the hundreds place. If the 3-digit tail is divisible by 8, the entire integer is divisiblle by 8.
- **Divisibility by 8 (Halving Shortcot):** Halve the final 3-digit group: if the result is an even number ending in a multiple of 4 (or simply divisible by 4), the original number is divisible by 8.

Place Values in a Number

Thousands (1,000)	Hundreds (100)	Tens (10)	Units (1)
4	2	3	6
Fade out (ignored)		Terminal digits (isolate)	

4-Pack Carton



Terminal digits: 36

36 ÷ 4 = 9
(packs evenly)

8-Pack Master Crate



Terminal digits: 168

168 ÷ 2 = 84
↓
84 ÷ 4 = 21

Do not sum the digits!

Summing digits tests for divisibility by 3 or 9, but completely fails for powers of 2 (4 and 8).

Core Terminal Rule

Base-10 position values above tens (100, 1,000, 10,000) factor into 4 and 8 evenly. Never waste time processing hundreds or thousands digits when testing for a factor of 4.

How to Apply

1. **Isolate the Terminal Digits**
   For divisibility by 4, read only the last two digits (tens and units). For divisibillty by 8, read only the last three digits (hundreds, tens, and units).
2. **Perform Rapid Mental Modulo**
   → Subtract the nearest friendly baseline. For a 2-digit tail under 4, subtract 40 or 80. For a 3-digit tail under 8, subtract 400 or 800, or halve the tail once and verify if half is divisiblle by 4.
3. **Evaluate Partition Vaildity**
   → If the evaluated terminal remainder is zero, the full original integer packs or divides evenly into units of 4 or 8.

Which test should be applied to the inventory count?

Grouping items into 4-unit cartons

Inspect only the tens and units place. If the two-digit terminal value is divisible by 4, pack evenly with zero leftover items.

Grouping items into 8-unit master crates

Inspect the terminal three digits. Halve that 3-digit number; if the result is divisible by 4, pack evenly into 8-packs.

Worked Inspection Examples: Inventory Packing and Box Sizing

Apply terminal digit isolation to practical warehouse packing runs to verify whether item batches pack without spiit cartons.

Example A (4-Unit Sizing)

A production run yeleds 14,836 individdal fasteners. Isolate the last two digits. 38. Since 36 / 4 = 9, the entire batch of 14,836 fasteners packs evenly into 4-unit boxes with no reminader.



Terminal digits: 36

Example B (8-Unit Master Packing)

A batch contains 59,168 units schedluled for 8-count crates. Isolate the last three digits: 168. Apply halving: 168 / 2 = 84. Inspect 84: 84 / 4 = 21. Because 84 is a multipie of 4. 168 is divisiblle by 8. confirnning 59,168 packs into 8-count crates with zero surplus.



Terminal digits: 168

Example C (Rapid Rejection)

An incoming shipment lists 2,342 connectors. Isolate the last two digits: 42. Since 42 / 4 = 10 with a remainder of 2, the order cannot be packed into 4-unit cartons without leaving 2 loose parts.



Terminal digits: 42

Common Mistake

Do not sum the digits! Summing digits tests for divisibility by 3 or 9, but completely fails for powers of 2 (4 and 8).

Practitioner Verification Worksheet

Record batch quantities, extract terminal digits, and evaluate packaging feasibility for incoming warehouse manifests.

- Extract the required terminal tail for each incoming lot.
- State whether the lot fulfills exact box capacity without loose overage.

Packaging Audit Tip

When testing for master crates of 8, check divisibility by 4 first. If a lot fails the 4-unit test, it automatically fails the 8-unit test.

Batch Lot A: 4,528 units — Isolate last 2 digits, evaluate divisibility by 4:

Batch Lot B: 18,374 units — Isolate last 2 digits, evaluate divisibility by 4:

Batch Lot C: 7,512 units — Isolate last 3 digits, halve value, evaluate divisibility by 8:

Batch Lot D: 32,620 units — Isolate last 3 digits, halve value, evaluate divisibility by 8:

Shortcut #33: Divisibility by 6

Divisibility by 6 via Dual Even and Digit Sum Filter



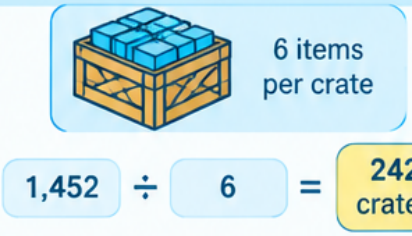

Core Rule: The Compound Divisibility Filter for 6

Standard

Because 6 is the composite product of coprime factors 2 and 3, an integer is divisible by 6 if and only if it satisfies **both tests simultaneously:** it must be an even integer (divisible by 2) and its digits must sum to a multiple of 3 (divisibile by 3). Evaluating both conditions sequentially eliminates manual long division in mental calculation.

- **Filter 1 (Evenness Check):** The last digit must be 0, 2, 4, 6, or 8.
- **Filter 2 (Digit Sum Check):** The sum of all individual digits must equal 3, 6, 9, 12, 15, 18, 21, etc.

Immediate Disqualification Rule

If the final digit of the integer is odd (1, 3, 5, 7, 9), skip the digit sum entieely. An odd number can never divide evenly by 6.

Production Line Application: Batch Allocation Check

Example

A manufacturing facility packages manufactured components into bulk crates holding exactly 6 items each. A production run yields 1,452 finished units. Determine whether the entire batch packs cleanly into crates without leaving any orphaned components.

1 Step 1: Inspect the Units Digit (Parity)

Observe the final digit of 1,452. The last digit is 2, which is an even integer. Filter 1 is satisfied.

2 Step 2: Calculate the Digit Sum

Sum all digits:
1 + 4 + 5 + 2 = 12.

3 Step 3: Test Sum for Multiplicity of 3

12 is cleanly divisible by 3 (12 / 3 = 4). Filter 2 is satisfied.

4 Step 4: Formulate Final Batch Conclusion

Because 1,452 passes both the even parity filter and the digit sum filter, 1,452 is fully divisible by 6 (1,452 / 6 = 242 full crates with 0 remainder).

Mental Verification Workflow and Decision Branch

Checklist

Follow this two-stage **decision tree** whenever testing an integer for divisibility by 6 during warehouse audits or mental math tasks.

Is the candidate integer divisible by 6?

- **Last digit is 1, 3, 5, 7, or 9 (odd number)** → Reject immediately. The integer is not divisible by 6; remainder will exist.
- **Last digit is 0, 2, 4, 6, or 8 (even), but digit sum is not divisible by 3** → Reject. The number is a multiple of 2, but not 3; leaves a non-zero remainder when divided by 6.
- **Last digit is 0, 2, 4, 6, or 8 (even), and digit sum is divisible by 3** → **Accept.** The integer is cleanly divisible by 6 with remainder 0.

Practical Batch Audit Worksheet

Checklist

Apply the dual filter to verify upcoming production batch quantities before carton assignment. Record the filter tests **and determine** packing feasibility.

Mental Shortcut Tip

Cast out multiples of 3 (3, 6, 9) while summing digits to keep your working total small and quick to calculate mentally.

Batch A (Quantity: 3,816) - Last Digit & Parity Check: _____

Batch B (Quantity: 2,750) - Last Digit & Parity Check: _____

Batch A (Quantity: 3,816) - Digit Sum & Divisibility by 3: _____

Batch B (Quantity: 2,750) - Digit Sum & Divisibility by 3: _____

Batch A - Divisible by 6? (Yes / No) and Crates Required: _____

Batch B - Divisible by 6? (Yes / No) and Crates Required: _____

50 Rapid Mental Math Shortcuts

Mental Calculation Mind Map Guide

Visual Method: Butterfly Cross-Sum for Mental Fraction Addition

The Butterfly method bypasses the multi-step chore of listing multiples and converting denominators on paper. By multiplying along opposite diagonals (the butterfly wings), you immediaely find the scaled numerators, sum them for the top total, and multiply straight across the bottom denominators for the final base.

- **Diagonal Wing 1:** Multiply numerator A by denominator B to get the first partial product.
- **Diagonal Wing 2:** Multiply numerator B by denominator A to get the second partial product.
- **Antennae Sum:** Add both partial products to establish the combined numerator.
- **Butterfly Body:** Multiply both denominators together to establish the shared base.
- **Final Reduction:** Inspect whether numerator and denominator share any common factors.

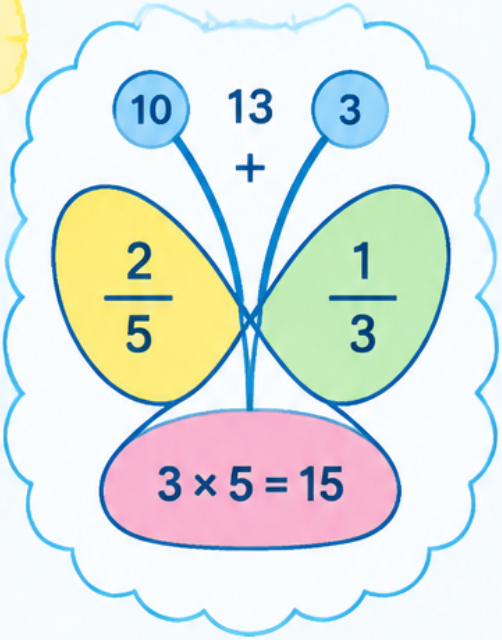

Culinary & Kitchen Conversion Example

When combining 2/3 cup of almond flour with 1/5 cup of coconut flour: cross-multiply 2 * 5 = 10, cross-multiply 1 * 3 = 3, sum the antennae 10 + 3 = 13, and multiply the denominators 3 * 5 = 15. The exact mixture is 13/15 cup without writing scratch paper common denominators.

Tip

1 Step 1: Set up the fractions

Position the two fractions side by side: $\frac{a}{b} + \frac{c}{d}$.

2 Step 2: Cross-multiply the wings

Compute **a * d** (left wing antenna) and **b * c** (right wing antenna).

3 Step 3: Sum the antennas

Add **(a * d) + (b * c)** to yield the combined numerator.

4 Step 4: Connect the base

Multiply the denominators straight across **(b * d)** to get the bottom value.

Practice Problem 1: $\frac{1}{4} + \frac{2}{5} =$

(Antennae: ___ + ___) / (Base: ___) =

_____

Practice Problem 2: $\frac{3}{7} + \frac{1}{3} =$

(Antennae: ___ + ___) / (Base: ___) =

_____

Do the two denominators share an obvious small common factor (e.g., 4 and 8, or 3 and 6)?

Yes

One denominator directly divides into the other.

→ Scale only the smaller fraction directly rather than multiplying both bases together, keeping intermediate numbers smaller.

No

The denominators are coprime or relatively prime.

→ Execute the full Butterfly Cross-Sum directly; it instantly produces the exact least common multiple.

Catalog Part 1:
Addition, Subtraction & Early Products

Catalog of 50 Essential Mental Math Shortcuts: Tricks 01 to 10

Master core speed strategies for everyday addition, subtraction, and rapid base scaling across common commerce and household scenarios.

01. Butterfly Cross-Sum

Add a/b + c/d as (ad + bc//(bd instartly for quick recipe and hardware fractions.

02. Left-to-Right Addition

Add 45 + 37 by grouping tens first (40 + 30 = 70) then units (5 + 7 = 12) for 82.

03. Round and Compensate

Compute 68 + 29 as (68 + 30) - 1 = 98 - 1 = 97 for retail totals.

04. Subtraction via Complementary Base

Subtract 1,000 - 647 by applying 'all from 9, last from 10' to get 353.

05. Adding by Bridging Tens

Calculate 58 + 26 as 58 + 2 (bridge to 60) + 24 = 84.

06. Multiplying by 5 (Half and 10x)

Solve 48 * 5 as (48 / 2) * 10 = 24 * 10 = 240.

07. Dividing by 5 (Double and Shift)

Solve 140 / 5 as (140 * 2) / 10 = 280 / 10 = 28.

08. Multiplying by 4 (Double-Double)

Compute 35 * 4 as 35 * 2 = 70, 70 * 2 = 140.

09. Multiplying by 8 (Triple-Double)

Compute 15 * 8 as 15 -> 30 -> 60 -> 120.

10. Multiplying by 9 (Ten Minus One)

Solve 43 * 9 as (43 * 10) - 43 = 430 - 43 = 387.

Speed Heuristic

For mental operations, converting multiplication or division into powers of 2 and 10 eliminates multi-column carrying entirely.

Catalog of 50 Essential Mental Math Shortcuts: Tricks 11 to 20

Leverage place-value algebra and structural identities for rapid multi-digit calculations and instant percent estimations.

11. Multiplying Two Digits by 11

For 35 * 11, sandwich the sum (3 + 5 = 8) to get 385; carry if sum >= 10.

12. Squaring Numbers Ending in 5

For 65^2, multiply tens by next integer (6 * 7 = 42) and append 25 to get 4,225.

13. Ten-Percent Tipping Anchor

Find 15% of $80 by taking 10% ($8.00) plus half of that ($4.00) to get $12.00.

14. Twenty-Percent Quick Check

Find 20% of $65 by taking 10% ($6.50) and doubling it to reach $13.00.

15. Reversible Percentages (x% of y = y% of x)

Calculate 16% of 50 as 50% of 16 = 8.

16. Multiplying by 15 (1.5x Shift)

Compute 44 * 15 as 44 * 10 = 440 plus half (220) = 660.

17. Difference of Squares for Close Numbers

Solve 29 * 31 as (30 - 1)(30 + 1) = 30^2 - 1^2 = 900 - 1 = 899.

18. Multiplying Across Decades Ending in 1

Solve 41 * 21 as (40 * 20) + (40 + 20) + 1 = 800 + 60 + 1 = 861.

19. Halving and Doubling

Calculate 18 * 35 by halving 18 to 9 and doubling 35 to 70; 9 * 70 = 630.

20. Dividing by 4 (Half-Half)

Compute 216 / 4 as 216 / 2 = 108, then 108 / 2 = 54.

Practice Tip

Whenever one factor is an even number and the other ends in 5, halving and doubling collapses complex tables into basic single-digit multiplication.

Catalog Part 2: Proximity, Factors, Fractions & Percentages

Catalog of 50 Essential Mental Math Shortcuts: Tricks 21 to 30

Apply stretagic factoring, base-100 proximity methods, and quick validation tests for larger numerical expressions.

21. Base-100 Near-Multiplication

For 96 * 97, subtract deficits (4 and 3):
96 - 3 = 93,
append 4 * 3 = 12 for 9,312.

96 × 97
96 - 3 = 93 | 4 × 3 = 12
9,312

22. Base-100 Above Multiplication

For 104 * 107, sum excesses (4 + 7 = 11 -> 111),
append 4 * 7 = 28 for 11,128.

104 × 107
4 + 7 = 11 | 4 × 7 = 28
11,128

23. Multiplying by 25 (Quarters Method)

For 36 * 25, divide 36 by 4 = 9,
append two ceros = 900.

36 × 25
36 ÷ 4 = 9
900

24. Multiplying by 50 (Half Hunderd)

For 74 * 50, compete (74 / 2) * 100 =
37 * 100 = 3,700.

74 × 50
74 ÷ 2 = 37
3,700

25. Dividing by 25

For 450 / 25, multiply 450 by 4 = 1,800,
then shift decimal two places = 18.

450 ÷ 25
450 × 4 = 1,800
shift 2 places
18

26. Subtraction by Adding Up

For 142 - 87, step from 87 to 90 (+3),
90 to 140 (+50, 140 to 142 (+2) = 55.



27. Divisibillity by 3 Shortcut

Sum all digits; if sum divides by 3,
the number divides by 3
(e.g., 471 -> 4+7+1=12).

471
4 + 7 + 1 = 12 ✓
12 ÷ 3 = 0

28. Divisibillity by 4 Shortcut

Check only the last two digits;
if they form a multiple of 4,
the entire number is.

1,248
48 ÷ 4 = 12
✓ Divisible by 4

29. Divisibillity by 9 Casting

Sum digits; if digital root is 9,
the number divides evenly by 9.

2,754
2 + 7 + 5 + 4 = 18
1 + 8 = 9
✓ Divisible by 9

30. Cross-Multiplication for Fraction Comparison

Compare 4/7 vs 5/9 by cross-multiplying
4 * 9 = 36 vs 7 * 5 = 35;
4/7 is greater.

$\frac{4}{7}$? $\frac{5}{9}$
4 × 9 = 36 | 7 × 5 = 35
4/7 is greater

Sanity Check Heuristic
Digital root and divisibility checks take under 3 seconds and flag multiplication errors immediately.

Catalog of 50 Essential Mental Math Shortcuts: Tricks 31 to 40

Speed up financial estimations, reciprocal rules, unit fractions, and percentage adjustments under real-world time pressure.

31. Unit Fraction Diffeernces

Compete 1/3 - 1/4 mentally as
(4 - 3) / (3 * 4) = 1/12.

$\frac{1}{3} - \frac{1}{4} = \frac{4-3}{3 \times 4} = \frac{1}{12}$

32. One-Perctent Micro-Estimations

Find 1% by shifting decimal left twice,
then multiply to estimate sales tax.

$250
1% = 2.50
(shift left twice)

33. The Rule of 72 for Compounding

Divide 72 by annual interest rate to find
years required to double money.

72 ÷ 6%
= 12 years

34. Salestax 7% Approximation

Take 10% minas shree 1% increments,
or calculate 5% + 1% + 1% mentally.

10% − 3% = 7%
(or 5% + 1% + 1%)

35. Multiplying by 99

For 52 * 99, compute 52 * 100 - 52 =
5,200 - 52 = 5,148.

52 × 99
= 5,200 − 52
= 5,148

36. Multiplying by 101

For 47 * 101, duplicate the two-digit
pattern directly: 4,747.

47 × 101
= 4,747

37. Adding Consecutive Integers 1 to N

Compute sum as [N * (N + 1)] / 2;
for 1 to 20: (20 * 21) / 2 = 210.

$1 + 2 + \ldots + 20 = \frac{20 \times 21}{2} = 210$

38. Summing Any Aritbmetic Span

Multiply count of numbers by average
of first and last items.

$\text{Sum} = n \times \frac{(\text{first} + \text{last})}{2}$

39. Squaring Numbers Near 50

For 53^2, compute 25 + 3 = 28,
append 3^2 (09) = 2,809.

53^2
25 + 3 = 28
3^2 = 09
2,809

40. Squaring Numbers Below 50

For 47^2, deficit is 3: compute 25 - 3 = 22,
append 3^2 (09) = 2,209.

47^2
25 − 3 = 22
3^2 = 09
2,209

Mental Inversion
Multiplying by numbers just below a base (9, 19, 99) should always be transformed into base-multiplication minus the multiplicand.

Catalog Part 3 & Practical Application Practice Log

Catalog of 50 Essential Mental Math Shortcuts: Tricks 41 to 50

Advanced mental shortcuts covering proportional scaling, geometric rules of thumb, and composite operations.

41. Speed Metric Conversion (Miles to Km)

Multiply miles by 1.6 by adding half plus one-tenth (50 mi -> 50 + 25 + 5 = 80 km).

50 mi → 80 km

50 + 25 + 5 = 80

42. Quick Celsius to Fahrenheit

Double Celsius degrees, subtract 10%, and add 32 (20°C -> 40 - 4 = 36 + 32 = 68°F).

20°C → 68°F

40 - 4 = 36 + 32 = 68

43. Quick Fahrenheit to Celsius

Subtract 32, divide by 2, and add 10% of that result (68°F -> 36 / 2 = 18 + 1.8 ≈ 20°C).

68°F → 20°C

36 / 2 = 18 + 1.8 ≈ 20

44. Multiplying Mixed Numbers by Wholes

Compote 6 * 4 1/3 as (6 * 4) + (6 * 1/3) = 24 + 2 = 26.

$6 \times 4\frac{1}{3}$ → 26

(6 × 4) + (6 × 1/3) = 26

45. Dividing by 12.5

Multiply by 8 and divide by 100 (e.g., 250 / 12.5 = 2,000 / 100 = 20).

250 / 12.5 → 20

250 × 8 / 100 = 20

46. Consecutive Square Differences

The difference between N^2 and $(N+1)^2$ is simply N + (N + 1). ($31^2 - 30^2 = 61$).

$N^2 - (N+1)^2$ → N + (N + 1)

$31^2 - 30^2 = 61$

47. Reciprocal Decimal Pairs

Aecengize 1/8 = 0.125, 3/8 = 0.375, 5/8 = 0.625, and 7/8 = 0.875 for instant conversion.



0.125 0.375 0.525 0.875

48. Weighted Average of Two Quantities

Balance distances from mean by taking ratio of sample coonts inversely.



Weights ∝ 1 / sample count

49. Quick Cube Volume Scaling

Doubling side dimensions scales total volume by 8 ($2^3 = 8$).

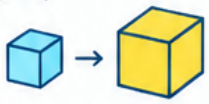

V × 8

50. Discount and Reverse Tax Mental Check

To reverse 20% discount on final price P, multiply P by 1.25.

P (final) → P × 1.25 (original)

Mastery Verification

Consistently verbalize each step in 3 words or fewer: "Half, double, solve" or 'Wings, sum, base'.

Self-Assessment & Quick Application Log

Log your real-time mental practice across daily routines such as grocery store discounts, kitchen measurement doubling, and commute estimations.

- Attempt each shortcut under 5 seconds without scratch paper.
- Track error patterns to isolate carry-over slips from conceptual steps.
- Record the shortcut number used in your daily log.

Daily Routine Goal

Pick three shortcuts every morning and apply them to at least two real numbers encountered during the day.

Shortcut Tested (#):	
Context (e.g., Cooking, Grocery, Bill Splitting):	
Mental Calculation Steps Performed:	
Calculated Result vs Verified Actual:	

50 Mental Math Shortcuts

Quick Heuristics & Cognitive Anchors

Math Whiz Cards — Basic Math Mind Maps Bundle

Mental Math Master Guide Overview

This reference manual equips students, tutors, and parents with 50 systematic mental math calculation shortcuts. Structured into ten foundational clusters—ranging from reciprocal percentage conversions and speed multiplication to rapid subtraction, square roots, and everyday estimation heuristics—each method eliminates manual scratch work through rigorous mathematical properties.

- Master mental unit fraction reciprocals to evaluate everyday percentages instantly without decimal conversions.
- Apply distributive decomposition, difference of squares, and double-and-halve heuristics across practical real-world contexts.
- Practice using active dual-column drills designed for student self-testing and tutor-guided check-ins.

How to Build Mental Fluency

Do not attempt to memorize all 50 algorithms at once. Master 5 shortcuts per study session, practicing the worked examples aloud before testing speed with the active drills.

Reciprocal Anchors & Speed Multiplication

Reciprocal Percentage Anchors (Shortcuts 1 to 10)

Unit fractions provide instant cognitive anchors. Converting benchmark percentages into reciprocal division turns multi-step decimal arithmetic into single-step mental division.

Core Anchor Rule
Always look for division shortcuts before multiplying decimals. Dividing by 8 is consistently faster and less prone to carry errors than multiplying by 0.125.



1/8 (12.5%)



1/6 (16.67%)



1/2 (8.33%)

1 12.5% Benchmark

Divide by 8.
A 12.5% of an $80 coat equals $80 / 8 = $10 discount.

Example:
$80 / 8 = $10

2 16.67% Benchmark

Divide by 6.
A 16.67% tip on a $54 restaurent bill equals $54 / 6 = $9 tip.

Example:
$54 / 6 = $9

3 8.33% Benchmark

Divide by 12.
An 8.33% monthly interest installment on $960 equals $960 / 12 = $80.

Example:
$960 / 12 = $80

4 25% Benchmark

Divide by 4.
A 25% discount on a $64 backpack equals $64 / 4 = $16 off.

Example:
$64 / 4 = $16

5 33.33% Benchmark

Divide by 3.
A one-third retail reduction on a $45 sweater equals $45 / 3 = $15 saved.

Example:
$45 / 3 = $15

6 5% Anchor via Tenths

Take 10% (move decimal left one space) and halve the result. 5% tax on $70: 10% is $7.00, halved is $3.50.

Example:
$7.00 / 2 = $3.50

7 15% Restaurant Tip

Calculate 10% plus half of that 10%. On a $42 dinner bill: 10% = $4.20, plus $2.10 = $6.30 tip.

Example:
$4.20 + $2.10 = $6.30

8 20% Quick Double

Compute 10% and double it. 20% gratuity on $65: $6.50 x 2 = $13.00.

Example:
$6.50 x 2 = $13.90

9 37.5% Fractional Triple

Recognize 37.5% as 3 x 12.5% = 3/8. For 37.5% of $48: $48 / 8 = $6, multiplied by 3 = $18.

Example:
$48 / 8 x 3 = $18

10 62.5% Anchor

Recognize 62.5% as 5/8. To find 62.5% of $80: $80 / 8 = $10, multiplied by 5 = $50.

Example:
$80 / 8 x 5 = $50

Speed Multiplication & Factoring Heuristics (Shortcuts 11 to 20)

Multiplication speed relies on distributive decomposition, factor swapping, and base-10 shifts rather than manual column multiplication.

11 Multiplying by 5

Multiply by 10 and divide by 2.

Example:
46 x 5 = 460 / 2 = 230

12 Multiplying by 25

Multiply by 100 and divide by 4.

Example:
36 x 25 = 3,600 / 4 = 900 wholeaale units.

13 Multiplying by 50

Multiply by 100 and divide by 2.

Example:
74 x 50 = 7,400 / 2 = 3,700

14 Multiplying by 11 for Two Digits

Separate outer digits and insert their sum in the center.

Example:
35 x 11: 3 and 5 outer, sum 3+5=8, result = 385.

15 Multiplying by 11 with Carry

When inner sum exceeds 9, carry 1 to the hundreds place.

Example:
78 x 11: 7 and 8 outer, 7+8=15, carry 1 to 7 = 858.

16 Double and Halve

Double an awkward factor ending in 5 and halve the even factor.

Example:
18 x 35 becomes 9 x 70 = 630.

17 Multiplying by 9

Multiply by 10 and subtract the original number.

Example:
43 x 9 = 430 - 43 = 387.

18 Multiplying by 15

Add half of the value to itself, then multiply by 10.

Example:
28 x 15: 28 + 14 = 42; 42 x 10 = 420.

19 Multiplying by 99

Multiply by 100 and subtract the base number.

Example:
27 x 99 = 2,700 - 27 = 2,673 items.

20 Multiplying by 101

Duplicate a two-digit factor.

Example:
64 x 101 = 6,464.

Algebraic Squares, Rapid Division & Subtraction

Algebraic & Mental Squares Shortcuts (Shortcuts 21 to 30)

Rapid squaring and factor balancing utilize algebraic identities such as $(a + b)(a - b) = a^2 - b^2$ to calculate complex values in seconds.

21 Squaring Numbers Ending in 5

Multiply tens digit n by (n + 1) and append 25.
Example: 65^2: 6 x 7 = 42, append 25 = 4,225.

65^2
6 × 7 = 42
+ 25
4,225

22 Difference of Squares for Nearby Products

Multiply two numbers centered arond a round number via $x^2 - d^2$.
Example: 29 x 31 = $30^2 - 1^2$ = 900 - 1 = 899.

30^2
$- 1^2$
899

23 Two Spread Centered Product

48 x 52 centered at 50:
$50^2 - 2^2 = 2,500 - 4 = 2,496$ square feet.

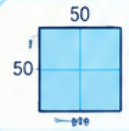

(50 - 2)(50 + 2) = 2,496

24 Base-100 Over-Multiplication

For numbers just over 100:
104 x 107: Sum excess (4+7=11, so 111), append product of excess (4x7=28) = 11,128.

104 x 107
111
28
11,128

25 Base-100 Under-Multiplication

For numbers just under 100:
96 x 97: Deficits are 4 and 3.
Subtract combined deficit: 100 - (4+3) = 93.
Append product 4x3=12 → 9,312.

96 x 97
93
12
9,312

26 Squaring Numbers in the 50s

Add ones digit to 25, then append square of ones digit.
Example: 54^2: 25 + 4 = 29, 4^2 = 16 → 2,916.

54^2
25 + 4 = 29
+ 16
2,916

27 Multiplying Complementary Tens

Two-digit numbers with identical tens digit and ones digits summing to 10:
43 x 47: 4 x (4+1) = 20, 3 x 7 = 21 → 2,021.

43 x 47
20
21
2,021

28 Squaring Close to 50 Below

For 47^2: Deficit from 50 is 3.
25 - 3 = 22, append 3^2 (09) = 2,209.

47^2
25 - 3 = 22
+ 09
2,209

29 Factor Decomposition

Break composite multipliers into prime factors.
Example: 35 x 16 = 35 x 2 x 8 = 70 x 8 = 560.

35 x 16
= 35 x 2 x 8
= 70 x 8
= 560

30 Repeated Doubling for Powers of Two

Multiply by 8 by doubling three times sequientially.

Example: 23 x 8 → 46 → 92 → 184.



Rapid Division, Fractions & Additive Balance (Shortcuts 31 to 40)

Mental division and subtraction are streamlined by adjusting baselines, canceling common factors early, and applying complementary differences.

31 Dividing by 5

Double the number and divide by 10 (shift decimal left one spot).

Example: 340 / 5 = 680 / 10 = 68.

340 × 2 = 680
680 / 10 = 68

32 Dividing by 25

Multiply the dividend by 4 and divide by 100.

Example: 450 / 25: 450 x 4 = 1,800; 1,800 / 100 = 18.

450 × 4 = 1,800
1,800 / 100 = 18

33 Dividing by 50

Double the number and divide by 100.

Example: 1,350 / 50 = 2,700 / 100 = 27 packages.

1,350 × 2 = 2,700
2,700 / 100 = 27

34 Dividing by 4 via Halving

Halve twice sequentially.

Example: 172 / 4 → 86 → 43.

172 ÷ 2 = 86
86 ÷ 2 = 43

35 Cross-Multiplication for Fraction Comparsion

Compare 5/8 and 7/11 by cross-multiplying numerators: 5 x 11 = 55 versus 8 x 7 = 56.

56 > 55, so 7/11 > 5/8.

$\frac{5}{8}$ vs $\frac{7}{11}$
5 × 11 = 55
8 × 7 = 56
56 > 55

36 Fraction Subtraction from 1

Subtract numerator from denominator to form remainder numerator.

Example: 1 - 7/12 = (12 - 7)/12 = 5/12.

$1 - \frac{7}{12}$
$= \frac{12 - 7}{12}$
$= \frac{5}{12}$

37 Subtraction via Complementary Shift

Calculate 73 - 48 by adding 2 to both numbers: 75 - 50 = 25.

73 - 48
+ 2 + 2
75 - 50 = 25

38 Subtracting from 1,000 Rule

Apply 'all from 9 and the last from 10'.

Example: 1,000 - 364: 9-3=6, 9-6=3, 10-4=6 → 636.

1,000 - 364
9-3=6
9-6=3
10-4=6
= 636

39 Left-to-Right Addition

Add highest place values first to prevent mental memory overflow.

Example: 456 + 237: 400+200=600, 50+30=80 (680), 6+7=13 → 693.

456 + 237
400+200=600
50+30=80 (680)
6+7=13
693

40 Casting Out Tens in Addition Columns

Group paired addends into friendly 10s (e.g., 7+3, 8+2) before summing loose single digits.

47 36
+ 28 15
↓ ↓
62 51

7+3=10
8+2=10

Practical Heuristics, Diagnostic Workflow & Practice Drills

Estimation, Roots & Practical Heuristics (Shortcuts 41 to 50)

Everyday decision making requires practical heuristics for currency conversions, sales margins, square root approximations, and capacity checking.

Reciprocal Inversion Power
Shortcut 50 is widely considered the single most verstiale retall trick: 18% of 50 is instantly solved by calculating 50% of 18 ($9.00).

41 Shortcut 41 (Square Root Linear Interpolation)
Estimate non-perfect square roots by finding nearest square plus difference divided by twice root. For sqrt(53): nearest root 7 (49). Gap=4. 7 + 4/(2*7) = 7 + 4/14 = 7.28.

42 Shortcut 42 (Rule of 72 for Compounding)
Divide 72 by annual percentage growth rate to determine doubling time. Example: At 6% interest, an investment doubles in 72 / 6 = 12 years.

43 Shortcut 43 (Rule of 115 for Tripling)
Divide 115 by the growth rate to estimate investment tripling time. At 8%, funds triple in 115 / 8 = 14.4 years.

44 Shortcut 44 (Fahrenhuit to Celsius Approximation)
Subtract 30 and halve the result. Example: 76 F -> 76 - 30 = 46; 46 / 2 = 23 C (exact formula yields 24.4 C).

45 Shortcut 45 (Celsius to Fahrenhuit Approximation)
Double the value and add 30. Example: 20 C -> 20 x 2 = 40 + 30 = 70 F (exact formula yields 68 F).

46 Shortcut 46 (Sales Markup vs Margin Anchor)
A 25% profit margin requires a 33.3% cost markup; a 20% margin requires a 25% cost markup.

47 Shortcut 47 (Kilometers to Miles Quick Factor)
Multiply kilometers by 0.6. (halve the value and add 10% of totel). Example: 80 km -> 40 + 8 = 48 miles (exact is 49.7 miles).

48 Shortcut 48 (Miles to Kilometers Quick Factor)
Multiply miles by 1.6 (add half plus one-tenth). Example: 50 miles -> 50 + 25 + 5 = 80 kilometers.

49 Shortcut 49 (Quick Hourly to Annual Wage Corversion)
Multiply hourly wage by 2,000 (double rate and append thousands). Example: $26/hour x 2,000 = $52,000/year.

50 Shortcut 50 (Commutative Percentage Inversion)
Decgenize that x% of is identical to y% of x. Example: 16% of 25 is difficuit, but 25% of 16 equals 16 / 4 = 4.

Step-by-Step Diagnostic & Speed Practice Workflow

Follow this practical 4-step sequence to apply mental calculation shortcuts efficientty during timed homewark, tutor sessions, or everyday retail seenarios.

- Scan the problem structure before picking pencil up.
- Categorize numbers by algebraic relatisnships or baseline proximities.
- Calculate intermediate steps in chunks zether than carrying individual digits.
- **Perferm a bounding sanity check against round estimates.**

1 Step 1: Identify Key Structural Properties
Inspect the numbers for bennhmark anckors: unit fraction equivalents (12.3%, 12.67%), factors ending in 5 or 0, or symmetric offests around 50 or 100.

2 Step 2: Select the Matching Heuristic
Choose the optimal heusitcc path: recipronal division for percentages, dotble-and-halve for products with 5, or difference of squares for centered factors.

3 Step 3: Execute Decomponision Left-to-Right
Break numbers into princjcal components and resolve the highest place-values first to maintain working-memory stablity.

4 Step 4: Check Reasooabieness Via Order-of-Magnitude Bounds
Benchmark the mental result against round bemfoatics (e.g., vevifng that 16% of $48 is slightly less than 1/6 of $48 = $8).

Which mental pathway should be applied to the current calculation?

1. Problem involves benchmark percentages (e.g., 12,5%, 16,67%, 37.5%, 25%)
   Convert percent directly into a unit fraction and divide the base by the reciprocal denominatior (Shortcuts 1-10).
2. Problem involves awkward multiplication facters ending in 5 or even multipliers
   Apply double-and-halve or decompose into powers of 10 and 2 (Shortcuts 11-16, 31-34).
3. **Multiplication factors sit equdistant from a round decade or century (e.g., 48 x 52)**
   Use difference of squares identity centered on the mid-value: (bese)*2 - (offfet)*3 (Shortcuts 22-25).

Mental Math Fluency Drill & Verification Sheet

This practice worksheet provides active working lines for students, parents, and tutors to verify speed calculation mastery across all 50 shortcuts.

- Complete each calculation using only mental heuristics without scratch margins.
- Record the chosen shortcut number and calculate mental time in seconds.
- Have the tutor or parent initial verification column upon completion.

Self-Correction Rule
If pencil scratch marks are needed, step back to Step 1 and break the numbers down into simpler sub-factors.

#	Test Problem	Shortcut #	Time (s)	Initials
1	Test Problem 1: 12.5% discount on $80 coat **(Target: Divide by 8)**			
2	Test Problem 2: 16.67% tip on $54 meal **(Target: Divide by 6)**			
3	Test Problem 3: 46 x 5 rapid product **(Target: 460 / 2)**			
4	Test Problem 4: 78 x 11 carry multiplication **(Target: 7 | 7+8 | 8)**			
5	Test Problem 5: 65 squared **(Target: 6 x 7 append 25)**			

#	Test Problem	Shortcut #	Time (s)	Initials
6	Test Problem 6: 48 x 52 centered difference **of squares (Target: 2,500 - 4)**			
7	**Test Problem 7:** 450 divided by 25 (Target: 450 x 4 / 100)			
8	**Test Problem 8: 1,000 minus 364** (Target: All from 8, last from 10)			
9	Test Problem 9: 16% of 25 (Target: 25% of 16 inversion)			
10	**Test Problem 10: Sqrt of 53 linear approximation** (Target: 7 + 4/14)			

Mental Calculation Shortcuts: Overview & Travel Heuristics

Guide Overview & Heuristic Architecture

Mastering mental computation allows students, tutors, and everyday decision-makers to bypass pen-and-paper friction. This reference enumerates 50 mathematically veriffed operational rules across arithmetic, percentages, fractions, roots, and practical conversion benchmarks.

- 50 complete, distinct mental calculation strategies with step-by-step algorithms
- Real-world scenarios spanning retail budgeting, travel navigation, and rapid estimation
- Structured operational steps designed for zero-calculator environments

Practice Protocol

Focus on one cluster at a time. Verify your mental arithmetic agaisnt written proofs before deploying these techniques in time-sensitive academic or professional testing.

The 3-Step Operational Process

1. **Decompose the Input**
   Break complex multi-digit numbers into tens, hundreds, or algebraic factors before executing the primary operation.
2. **Apply the Heuristic**
   Execute the modular operation using distributive shortcuts, reciprocal fractions, or symmetry rules.
3. **Recombine & Calibrate**
   Add or subtract boundary adjustements to arrive at the exact product or bounded estimate.

Primary Study Focus Area	Current Baseline Speed Target (seconds per operation)

Are you seeking an exact value or a rapid bounded estimate?

Exact computation required

Deploy precise algebraic shortcuts sueh as difference of squares, FOIL binomial expansion, or modular divisibility rules.

Bounded estimate acceptable

Utilize rounding benchmarks, reciprocal scaling, or linear temperature and metric conversions.

Metric-to-Imperial Linear Heuristic (km to mi)



To convert kilometers to miles in your head without dividing by 1.609, halve the kilometers or double and scale. The fastest travel shortcut is: double the kilometer value, drop the trailing zero (divide by 10), and subtract that result from the original value halved, or take (km / 2) + (km / 10) / 2. A simpler uniform rule: (km * 6) / 10.

- **Rule:** Multiply kilometers by 0.6 or halve and add 10% of half
- **Worked Example:** 100 km -> 100 * 0.6214 approx. Quick mental: (100 / 2) + 10 = 60 miles (or 100 * 0.6 = 60 mi; true is 62.14 mi)
- **Alternative Travel Method:** 100 km halved is 50; add 20% of 50 (10) -> 60 miles
- **Real-World Context:** Estimating Eurepean or Canadian highway speed signs in miles per hour during road navigation.

Precision Boundary

The mental factor 0.6 yeilds an underestimate of roughly 3.4%. For quick highway speed estimation, 100 km/h is comfortably read as 60-62 mph.

3-Step Calculation Process

1. **Halve the Distance**
   Take the kilometer reading and divide by 2 (e.g., 100 km / 2 = 50).
2. **Add 20% of the Quotient**
   Find 10% of the halved value (5) and double it 10).
3. **Sum for Miles**
   Add 50 + 10 to get 60 miles.

Trial 1: Convert 80 km to miles mentally	Trial 2: Convert 120 km to miles mentally

Is highway safety or precision navigational charting your goal?

Driving speed gauge check

Use the halving + 20% rule for immediate 2-second approximations.

Fuel burn navigation log

Multiply by 0.62 directly to preserve accuracy over long distances.

Speed Arithmetic:
Multiplication & Division Clusters

Multiplication Shortcuts: Heuristics 3 through 14

Ten core multiplication heuristics that transform multi-digit operations into fast mental additions and power-of-ten shifts.

3	**Multiplying by 5:** Halve the number, multiply by 10 (48 * 5 = 24 * 10 = 240). Context: Pricing 5 identical items.	48 → 24 → 240 (÷ 2, × 10)
4	**Multiplying by 9:** Multiply by 10, subtract the original (37 * 9 = 370 - 37 = 333). Context: Retail discounts and sales tax.	37 → 370 → 333 (× 10, − 37)
5	**Multiplying by 11 (Two-digit):** Sum the digits and place in between (45 * 11 -> 4 + 5 = 9 -> 495). Context: Bulk unit pricing.	45 → 4 9 5 (4 + 5 = 9)
6	**Multiplying by 12:** Multiply by 10, double the original, and add (16 * 12 = 160 + 32 = 192). Context: Calculating dozens in inventory.	16 → 160 + 32 = 192 (× 10, × 2)
7	**Multiplying by 15:** Add half the number to itself, multiply by 10 (24 * 15 -> 24 + 12 = 36 -> 360). Context: Hourly contracting wages (1.5x overtime).	24 → 36 → 360 (+ 1/2, × 10)
8	**Multiplying by 25:** Divide by 4, multiply by 100 (64 * 25 = 16 * 100 = 1,600). Context: Quarter-dollar cash counts.	64 → 16 → 1,600 (÷ 4, × 100)
9	**Multiplying by 50:** Halve the number, multiply by 100 (86 * 50 = 43 * 100 = 4,300). Context: Midpoint scaling and bulk packaging.	86 → 43 → 4,300 (÷ 2, × 100)
10	**Multiplying by 99:** Multiply by 100, subtract original (54 * 99 = 5,400 - 54 = 5,346). Context: Pricing adjustments at $0.99 price points.	54 → 5,400 → 5,346 (× 100, − 54)
11	**Double and Halve Method:** Halve an even factor, double the other (18 * 35 = 9 * 70 = 660). Context: Geometry dimensions and tile spacing.	18 × 35 → 9 × 70 = 630 (÷ 2, × 2)
12	**Multiplying Numbers Near 100:** (100 + a)(100 + b) = (100 + a + b)*100 + (a * b). (104 * 107 -> 100 + 11 = 111, 4*7=28 -> 11,128). Context: Inventory ordering batches.	(100 + 8)(100 + 7) = 111 × 100 + 28 = 11,128
13	**Squaring Numbers Ending in 5:** First digit * (First + 1), attach 25 (65^2 -> 6 * 7 = 42 -> 4,225). Context: Area calculation of square plots.	65^2 → 6 × 7 = 42 = 4,225
14	**Difference of Squares for Close Numbers:** $(x - y)(x + y) = x^2 - y^2$ (42 * 38 = (40 + 2)(40 - 2) = 1,600 - 4 = 1,596). Context: Floor area estimation.	(42 - 38)(42 + 38) = 4 × 80 = 1,596

Algebraic Justification
Every speed multiplication technique leverages the distributive property: a(b + c) = ab + ac. You are rearranging operations to exploit easy decimal shifts.

1 Scan for Factor Characteristics
Identify if facters are near powers of 10, end in 5, or share an even-odd symmetry.

2 Execute Factored Adjustment
Perform the zero-shift or halving step first before finalizing sums.

Practice: 75 * 11

Practice: 36 * 25

Does one factor contain a convenient divisor like 2, 4, or 5?

Even number present with 5, 25, or 50
Use doubling and halving immediately.

Factor is near 10, 100, or 1,000
Use base-complement subtraction or addition.

Division and Divisibility Shortcuts: Heuristics 15 through 26

Rapid division heuristics eliminate tedious long division when filtering divisors or estimating fractional rates.

15	**Dividing by 5:** Double the number, divide by 10 (220 / 5 = 440 / 10 = 44). Context: Splitting costs across a 5-person group.	220 → 440 → 44 (× 2, ÷ 10)
16	**Dividing by 25:** Multiply by 4, divide by 100 (350 / 25 = 1,400 / 100 = 14). Context: Unit pack allocation from bulk stock.	350 → 1,400 → 14 (* 4, ÷ 100)
17	**Divisibility by 3:** Sum digits; if divisible by 3, number is divisible (471 -> 4+7+1=12; yes). Context: Splitting shifts evenly over 3 teams.	471 4 + 7 + 1 = 12 ✓ Divisible by 3
18	**Divisibility by 4:** if the last two digits are divisible by 4 (1,324 -> 24/4=6; yes). Context: Quarterly schedule partitioning.	1,324 24 + 4 = 6 ✓ Divisible by 4
19	**Divisibility by 6:** Number must be even and sum of digits divisible by 3 (552 -> even, 5+5+2=12; yes). Context: Packaging items into half-dozen cartons.	552 even ✓ 5 + 5 + 2 = 12 ✓ Divisible by 6
20	**Divisibility by 7 (Truncate and Double):** Drop last digit, double it, subtract from remainder (343 -> 34 - (3*2) = 28: yes). Context: Weekly cycle foreacsting.	343 34 - (3 × 2) = 28 ✓ Divisible by 7
21	**Divisibility by 8:** if the last three digits form a multiple of 8 (5,128 -> 128/8=16: yes). Context: Bitwise data packing.	5,128 128 ÷ 8 = 16 ✓ Divisible by 8
22	**Divisibility by 9:** Sum of digits must be divisible by 9 (2,853 -> 2+8+5+3=18: yes). Context: Accounting error checksums.	2,853 2 + 8 + 5 + 3 = 18 ✓ Divisible by 9
23	**Divisibility by 11:** Alternating sum of digits must equal 0 or multiple of 11 (918,390 -> (9+8+9)-(1+3+0) = 26 - 4 = 22; yes). Context: Serial verification.	918,390 (9+8+9) - (1+3+0) = 22 ✓ Divisible by 11
24	**Dividing by 4:** Halve twice (180 / 4 -> 90 -> 45). Context: Dividing restaurant tabs among 4 peers.	180 → 90 → 45 (÷ 2, ÷ 2)
25	**Dividing by 8:** Halve three times (248 / 8 -> 124 -> 62 -> 31). Context: Splitting lumber lengths.	248 → 124 → 62 → 31 (÷ 2, ÷ 2, ÷ 2)
26	**Dividing by 1.5:** Multiply by 2, divide by 3 (90 / 1.5 = 180 / 3 = 60). Context: Speed calculations under time-and-a-half scheduling.	90 → 180 → 60 (× 2, ÷ 3)

Checksum Audit
Casting out nines and digit summing are classical verification tools used by auditors to detect single-digit transcription errors.

1 Inspect Terminal Digits
Check parity (even/odd) and last 1, 2, or 3 digits to quickly eliminate non-factors.

2 Apply Iterative Halving or Digital Root
Execute modular subtraction or repeated halving to reach the reduced quotient.

Test 1,848 for divisibility by 6, 7, and 8

Calculate 640 / 5 mentally

Does the divisor end in 5, 25, or an exponential power of 2?

Divisor is 5 or 25
Double or quadruple dividend and shift the decimal place.

Divisor is 2, 4, or 8
Execute successive half-division.

Commercial Percents, Fractions & Applied Metrics

Percentages and Financial Shortcuts: Heuristics 27 through 38

Practical day-to-day percentage estimation for commercial tips, sales tax, inflation rates, and price markdowns.

27 10% Pivot Benchmark

Move decimal left one place ($84.50 → $8.45).

Context: Fast utility bill audits.



28 1% Precision Scaling

Move decimal left two places ($650 → $6.50).

Context: Micro-fee or commission checks.



29 15% Tip Decomposition

Find 10%, add half of that amount ($60 meal → $6.00 + $3.00 = $9.00).

Context: Restaurant gratuity calculation.

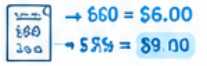

30 20% Gratuity Shortcut

Find 10%, double it ($45 tab → $4.50 * 2 = $9.00.

Context: Standard professional tipping.

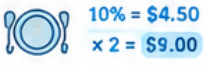

31 5% Rapid Cut

Find 10%, halve it ($120 item → $12.00 / 2 = $6.00).

Context: Early cash payment discounts.

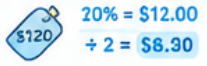

32 Percentage Reversibility

(x% of y = y% of x)

16% of 25 = 25% of 16 = 4.

Context: Complex looking sales discounts.



33 Rule of 72 (Doubling Time)

72 divided by interest rate gives doubling years (72 / 6% = 12 years).

Context: Retirement compound interest planning.



34 Rule of 115 (Tripling Time)

115 divided by interest rate gives tripling years (115 / 8% approx 14.4 years).

Context: Long-term college fund projections.

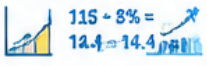

35 30% Rapid Markdown

Multiply by 0.7 or subtract (10% * 3) ($80 jacket → 80 - 24 = $56).

Context: Clearance seasonal apparel.



36 Compounded Sales Tax Buffer

Add 10%, subtract 1% to approximate 9% tax ($50 purchase → $5.00 - $0.50 = $4.50 tax → $54.50).

Context: Point-of-sale checkout checks.



37 Markup vs Margin Benchmark

A 25% margin requires a 33.3% markup over wholesale cost.

Context: Retail merchandise pricing.



38 Inflation Compounding Rule of 70

70 divided by inflation rate gives years for purchasing power to halve (70 / 7% = 10 years).

Context: Household budgeting.



The Symmetry Power Law

Always test whether flipping x% of y into y% of x simplifies the calculation. Taking 48% of 50 is intimidating, taking 50% of 48 is instant: 24.

Quick Steps

1. **Extract the Anchor Base (10% or 1%)**
   Shift the decimal point once or twice to create building blocks.
2. **Scale and Sum Modularly**
   Multiply the anchor blocks by single digits and add or subtract adjustments.

Your Turn

Calculate 18% tip on a $75 restaurant bill

Compute 64% of 25 mentally

Quick Decision

Is the percentage factor an awkward number near a fractional benchmark?

- Percentage is awkward (e.g. 48%, 24%) → Reverse terms or shift to nearby standard fractions (50% - 2%, 25% - 1%).
- Calculating gratuity or simple tax → Build upward using 10%, 5%, and 1% mental sum blocks.

Fractions, Roots, Geometry, and Advanced Benchmarks: Heuristics 39 through 50

The final cluster covers rapid fractional comparison, square roots, geometry conversions, and empirical rules of thumb.

39 Cross-Multiplication Comparison

To compare a/b vs c/d, compare ad vs bc (3/7 vs 4/9 → 27 vs 28; 4/9 is greater).

Context: Comparing unit price packages.

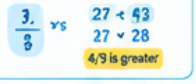

40 Adding Unit Fractions (1/a + 1/b)

Sum divided by product: (a + b) / (a * b) (1/3 + 1/5 = 8/15).

Context: Rate of shared mechanical work.

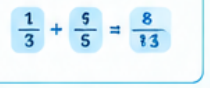

41 Fractional Reciprocal Estimation for Decimals

1/7 ≈ 0.140, 1/8 = 0.125.

1/9 ≈ 0.111, 1.11 ÷ 10 = 0.0909.

Context: Reading scientific gauges.

1/7	0.1428	1/9	0.111
1/8	0.125	1/11	0.0909

42 Square Root Interpolation

Sqrt(n) approx Sqrt(perfect square) + difference / (2 * base)

(Sqrt(29) approx 5 + 4/(2*5) = 5.4; exact 5.385).

Context: Structural diagonal bracing.

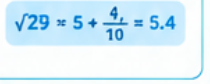

43 Speed of Sound Rule

Count seconds between flash and bang, divide by 5 for miles (10 seconds / 5 = 2 miles).

Context: Outdoor storm safety tracking.



44 Feet to Meters Fast Conversion

Divide feet by 3, subtract 10% of result (30 ft / 3 = 10 - 10 * 1 = 9. 9 m, exact 9.14 m).

Context: International construction plans.

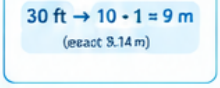

45 Pounds to Kilograms Quick Conversion

Halve the weight in pounds, subtract 10% of the half (160 lbs / 2 = 80, 80 - 8 = 72 kg; exact 72.57 kg).

Context: Gym metrics and luggage weight checks.



46 Miles per Gallon to L/100km Rule

Divide 235 by mpg to find L/100km (235 / 30 mpg approx 7.8 L/100km).

Context: Rental car trip budgeting abroad.



47 Circular Area Quick Buffer

Area approx 0.8 * square of diameter (d=10 → 10² * 0.8 = 80; exact pi*5² = 78.54).

Context: Landscape mulch and pipe coverage estimation.



48 Compound Percentage Sequential Trick

Two successive 10% gains equal 21% (1.1 * 1.1 = 1.21).

Context: Multi-quarter investment tracking.



49 Consecutive Number Summation

Sum of 1 to n = (n * (n + 1)) / 2 (Sum 1 to 20 = 20 * 21 / 2 = 210).

Context: Tournament round scheduling and tier counts.



50 Diagonal of a Square (Hypotenuse)

Side * 1.4 (Side 10 → diagonal approx 14, exact 14.14).

Context: Carpentry square checks and carpentry cutting layout.



Empirical Heuristics in Practice

Physical heuristics like lightning timing and metric conversions rely on dimensional constants. Keep them in your mental toolkit for rapid verification when measuring equipment is unavailable.

Quick Steps

1. **Anchor to Known Geometric/Physical Invariants**
   Identify core constants (pi approx 3.14, sqrt(2) approx 1.414, 1 kg approx 2.204 lbs).
2. **Apply Linearized Deviation**
   Use first-order approximations to adjust your answer without complex long-form operations.

Your Turn

Estimate Sqrt(52) mentally

Convert 200 lbs to kg mentally

Quick Decision

Does the problem involve geometric measurement or unit conversion?

- Imperial/metric unit conversion → Apply halving minus 10% (for mass) or division by 3 minus 10% (for length).
- Square root of non-perfect square → Apply linear interpolation: base + remainder/(2*base).

Diagnostic Speed Drill & Daily Log

Mental Math Diagnostic & Speed Drill Log



Complete this diagnostic drill to benchmark your mental math proficiency using the 50 heuristics provided in this manual. Record initial timing and verify accuracy.

- Select 10 randomized heuristics daily
- Time each calculation using a stopwatch
- Aim for an average computation time under 4 seconds per item

Training Advice

Accuracy takes precedence over speed. Verify all mental derivations on paper during the initial week before focusing purely on cycle time.

4-Step Diagnostic Process

1 Set Daily Heuristic Target



Pick five operational categories (e.g., doubling/halving, percentage flip, metric linear shift).

2 Execute Without Writing Materials



Calculate intermediate values strictly in memory, vocalizing or writing only the final output.

3 Log Cycle Time and Accuracy



Record your speed and run a precision check using standard written calculation.

4 Review & Improve



Identify weak areas, refine your strategy and repeat the drill daily for progress.

Daily Log

Daily Session Date & Focus Cluster	
Average Speed per Calculation (seconds)	
Error Rate (Missed items out of 20 trials)	
Heuristics Requiring Further Review	

Next Step Decision

Is your calculation speed under 5 seconds with zero arithmetic errors?

Yes → Advance to multi-step chained operations (e.g., compounding tips plus currency conversion).

No → Re-anchor on basic 10% decimal shifts and single-digit digital root checks.

Mental Calculation Shortcut 37: Squaring Numbers Ending in 1

Heuristic 37: Predecessor Square Expansion for Numbers Ending in 1

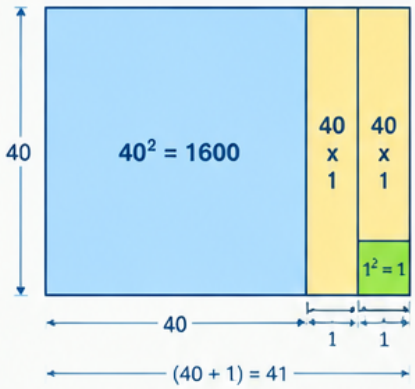

Squaring two-digit numbers ending in 1 does not require long multiplication. By applying the algebraic identity $(n + 1)^2 = n^2 + 2n + 1$, any number ending in 1 can be decomposed into its nearest base multiple of ten n, squared, plus twice that base, plus one. Because squaring multiples of ten involves only single-digit squares and appending zeroes, this method turns multi-digit multiplication into fast, error-free mental addition.

- **Algebraic Foundation:** $(n + 1)^2 = n^2 + 2n + 1 = n^2 + n + (n + 1)$.
- **Target Base Selection:** Choose the nearest round multiple of ten preceding the target number.
- **Primary Advantage:** Eliminates multi-column partial product calculation and mental carry-over bottlenecks.
- **Practical Utility:** Ideal for rapid surface area estimates, construction takeoff calculations, and square-foot budgeting.

Mental Alignment Tip

Notice that $2n + 1$ is simply the sum of the base number and the final target numbee: $n + (n + 1)$.

For example, to square 41 from base 40, add 40 + 41 (which is 81) directly to 1600.

Step-by-Step Procedure & Core Worked Example

Calculate 41^2 entirely in memory using the predecessor square identity with base n = 40.

- **Base Definition:** Let n = 40, so n + 1 = 41.
- **Expanded Formula:** $41^2 = (40 + 1)^2 = 40^2 + 2(40) + 1$.

Common Mistake Warning

Do not forget the middle term 2n. A frequent mental arithimetic slip is computing $40^2 + 1 = 1601$ instead of including the linear expansion 2(40) = 80.

1 Step 1: Identify Base and Square It

Round down to the nearest ten: 40. Square 40 by squaring 4 and appending two ceros: 40 x 40 = 1600.

2 Step 2: Double the Preceding Base

Multiply the base number by 2: 2 x 40 = 80 (or add the base and target: 40 + 41 = 81).

3 Step 3: Add One and Combine

Sum the components: 1600 + 80 + 1 = 1681. Therefore, $41^2 = 1681$.

Which mental addition pathway is fastest for your current working memory?

You prefer working with round multiples of ten first

Add 2n directly to n^2 (e.g., 1600 + 80 = 1680), then increment the units digit by 1 to get 1681.

You prefer single-step additive chunks

Add the predecessor and target together (40 + 41 = 81), then append to 1600 to instantly reach 1681.

Practical Application & Reusable Calculation Matrix

Square foot calculations often involve non-standard room dimensions. If estimating hardwood flooring fo a square studio measuring 41 ft by 41 ft, direct multiplication prodoses 1681 sq ft. Comparing this to a 40 ft by 40 ft base (1600 sq ft) immediately isolates the perimater margin addition (81 sq ft). Use this structured workspace to practice the heuristic across standard two-digit cases.

- **Real-World Scenario:** Quick flooring, tiling, and subfloor estimates without a digital calculator.
- **Extension Example:** $31^2 = 900 + 60 + 1 = 961$ sq ft.
- **Extension Example:** $71^2 = 4900 + 140 + 1 = 5041$ sq ft.

Verification Note

Check your units place: the square of any integer ending in 1 must always terminate in 1.

Practice 1: Calculate 21^2	[Base n = 20 | n^2 = _____	2n + 1 = _____	Total = _____]
Practice 2: Calculate 51^2	[Base n = 50 | n^2 = _____	2n + 1 = _____	Total = _____]
Practice 3: Calculate 61^2	[Base n = 60 | n^2 = _____	2n + 1 = _____	Total = _____]
Practice 4: Calculate 91^2	[Base n = 90 | n^2 = _____	2n + 1 = _____	Total = _____]

Field Note: Flooring Estimate Workspace (Room Length in Feet squared)

50 Mental Math Shortcuts & Speed Calculation Manual

Mastering Mental Calculation Heuristics

This quick-reference toolkit provides students, parents, and tutors with 50 rigorous mental calculation shortcuts across foundational arithmetic. Each heuristic replaces cumbersone column calculations with algebraic properties such as distributivity, difference of squares, and compensation to produce instant, verified solutions.

- **Algebraic foundations:** $(n-1)^2 = n^2 - 2n + 1$, $(a+b)(a-b) = a^2 - b^2$, and distributive expansion
- **Dual practice tracking:** Dedicated self-drill tracking prompts on every category card
- **Clear notation:** Concrete step-by-step numbers paired with direct everyday applications

Mental Calculation Rule

Never attempt to memorize intermediate calculations as disconnected digits. Decompoise numbers into round base components (such as tens and hundreds) before applying additions or subtractions.

Quick Steps to Apply

1. **Identify the Nearest Landmark Base**
   Locate the nearest multiple of 10, 50, or 100 to minimize carrying and arithmetic regrouping.
2. **Apply the Compensating Identity**
   Perform the calculation on the base number, then adjust by adding or subtracting the offset.

Your Practice Goals

Target Speed Drill Accuracy Goal (%)

Daily Practice Session Length (Minutes)

Which mental pathway best suits the target problem?

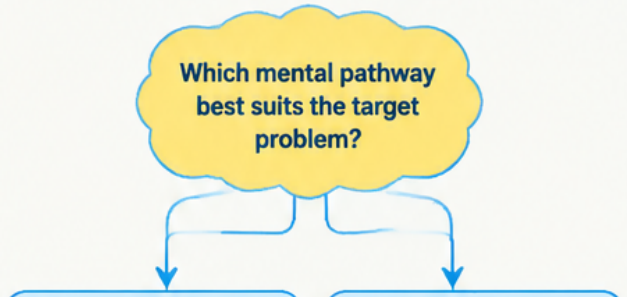

Numbers terminate near 0 or 9

Use successor/ predecessor compensation and identity squaring $(n\pm1)^2$.

Example

Compute 7^2 using $(6+1)^2 = 6^2 + 2\cdot6 + 1$
$= 36 + 12 + 1 = 49$.

Numbers flank a common central anchor evenly

Apply the difference of squares shortcut: $(a+b)(a-b) = a^2 - b^2$.

Example

Compute 65×35:
$(50 + 15)(50 - 15)$
$= 50^2 - 15^2$
$= 2500 - 225 = 2275$.

Common Mistake

Using the wrong base number or forgetting the adjustment step can lead to incorrect results. Always check the nearest landmark base and apply the offset correctly.

Heuristics 1 to 10: Squaring & Proximity Multiplication

Shortcuts 1 to 10: Squaring, Difference of Squares & Proximity Multiplication

High-efficiency squaring and adjacent multiplication heursitics leverage algebraic expansion to eliminate multi-line products.

1 Squaring Numbers Ending in 9 via Successor Squares

$(n - 1)^2 = n^2 - 2n + 1$

Example: $29^2 = 30^2 - 2(30) + 1 = 900 - 60 + 1 = 841$

Everyday context: Calculating floor tile coverage for a 29 ft square room.

2 Squaring Numbers Ending in 1 via Predecessor Squares

$(n + 1)^2 = n^2 + 2n + 1$

Example: $41^2 = 40^2 + 2(40) + 1 = 1600 + 80 + 1 = 1681$

Everyday context: Fast layout budgeting for 41 standard modular displays.

3 Squaring Numbers Ending in 5

Multiply tens digit t by (t + 1), append 25.

Example: $65^2 \rightarrow 6 \times 7 = 42$, append 25 → 4225

Everyday context: Sizing a 65-meter square agricultural garden plot.

4 Difference of Squares for Symmetric Pairs

$(x - d)(x + d) = x^2 - d^2$

Example: $38 \times 42 = (40-2)(40+2) = 40^2 - 2^2 = 1600 - 4 = 1596$

Everyday context: Estimating cost of 38 units at $42 each.

5 Squaring Numbers in the Fifties (50 to 59)

Take 25 + units digit, append (units)².

Example: $54^2 \rightarrow (25+4 = 29)$, append 4^2 (16) → 2916

Everyday context: Calculating wattage over 54 ohms resistance.

10 Successive Squaring via Base 100

For numbers near 100, $n^2 = (n + d)(n - d) + d^2$.

Example: $98^2 = (98 - 2)(98 + 2) + 2^2 = 96 \times 100 + 4 = 9604$

Everyday context: Rapid surface area calculation for a 98 cm panel.

Squaring & Proximity Identities

6 Squaring Numbers in the Forties (40 to 49)

Take 25 - deficiency from 50, append deficiency².

Example: $47^2 \rightarrow$ deficiency 3; 25-3=22, append 3^2 (09) → 2209

Everyday context: Squaring 47 ft lot dimensions.

9 Multiplying Across Base 100 (Above 100)

Add cross excesses, eppend excess product.

Example: 104 x 108 → excesses 4 and 8; (104+8)=112, append 4x8=32 → 11222

Everyday context: Event catering count for 104 tables with 108 attendees.

8 Multiplying Across Base 100 (Below 100)

Subtract cross deficiencies, append deficiency product.

Example: 96 x 97 → deficiencies 4 and 3; (96-3)=93, append 4x3=12 → 9312

Everyday context: Wholesale purchase of 96 items at $97.

7 Multiplying by 11 for Two-Digit Numbers

Split the digits, insert their sum.

Example: 35 x 11 → 3, (3+5=8), 5 → 385

Everyday context: Multiplying 35 weekly hours across an 11-week training block.

Visual Example: Shortcut 1

$(n - 1)^2 = n^2 - 2n + 1$

Example: $29^2 = 30^2 - 2(30) + 1 = 900 - 60 + 1 = 841$

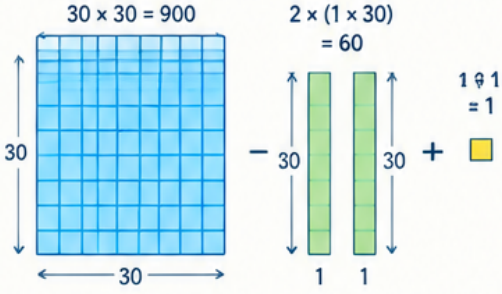

$29^2 = 900 - 60 + 1 = 841$

Carrying in Base-100 Squaring

When squaring numbers like 89 (deficiency 11), 11^2 is 121. Keep the 21 and carry the 1 forward to the lower base sum.

How to Apply These Shortcuts

1. **Set Base and Offsets** Determine the distance d from reference base 100 or nearest clean ten.
2. **Combine and Append** Compute primary term and concatenete or add the squared adjustment.

Is the number immediately adjacent to a known base square?

- **Ends in 9 or 1** → Use identity $n^2 \pm 2n + 1$ relative to the round base.
- **Ends in 5** → Use prefix t(t+1) followed by constant suffix 25.

Shortcuts 1-10 Practice Notes & Verification Scores

Heuristics 11 to 20:
Rapid Multipliers & Factorization

Shortcuts 11 to 20: Multiplication by Fixed Numbers and Factorization

Fixed multipler rules transform long multiplication into elementary shifts, divisions, and additive combinations.

11 Multiplying by 5

Half the number and multiply by 10 (or append 0).

Example:
48 x 5 = (48 / 2) x 10 = 24 x 10 = 240

Everyday context:
Pricing 48 items at $5 each.

12 Multiplying by 25

Divide by 4 and multiply by 100.

Example:
64 x 25 = (64 / 4) x 100 = 16 x 100 = 1600

Everyday context:
Purchasing 64 units of $25 supplies.

13 Multiplying by 50

Divide by 2 and multiply by 100.

Example:
72 x 50 = (72 / 2) x 100 = 3600

Everyday context:
Fuel cost for 72 gallons at $0.50 per half-tenth unit.

14 Multiplying by 125

Divide by 8 and multiply by 1000.

Example:
32 x 125 = (32 / 8) x 1000 = 4000

Everyday context:
Calculating total mass for 32 parcels at 125 grams each.

15 Multiplying by 9

Multiply by 10 and subtract the original number.

Example:
43 x 9 = 430 - 43 = 387

Everyday context:
Ordering nine $43 subscriptions.

16 Multiplying by 99

Multiply by 100 and subtract original number.

Example:
27 x 99 = 2700 - 27 = 2673

Everyday context:
Invoicing 27 books at $99 per unit.

17 Multiplying by 15

Add half of the number to itself, then multiply by 10.

Example:
84 x 15 → (84 + 42) x 10 = 126 x 10 = 1260

Everyday context:
Calculating a 15% service fee or 15-hour weekly wage.

18 Doubling and Halving

Halve an even factor and double the other.

Example:
18 x 35 = 9 x 70 = 630

Everyday context:
Calculating total floor area from 18 boards 35 cm wide.

19 Multiplying by 12

Multiply by 10, then add twice the number.

Example:
34 x 12 = 340 + 68 = 408

Everyday context:
Annual payment for a $34 monthly membership.

20 Multiplying Two Consecutive Even or Odd Numbers

Square their average, subtract 1.

Example:
23 x 25 = 24^2 - 1 = 576 - 1 = 575

Everyday context:
Rapid stock packing arrays of 23 rows by 25 columns.

Doubling and Halving Boundary

Continue doubling and halving repeatedly until one number becomes a single digit or clean multiple of 10.



Factor Conversion Flowcharts

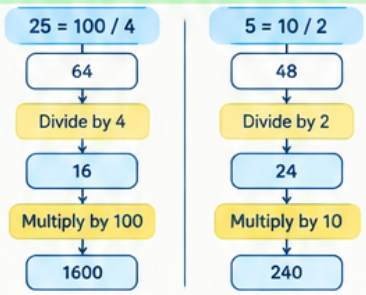

Decision Guide

Does one factor end in 5 or a power-of-5 friendly divisor?

- **Ends in 5, 25, or 125**
  Convert to division by 2, 4, or 8 with decimal shift.
- **Multiplier is 9, 99, or 999**
  Use base subtraction: $n(10^k - 1) = n \times 10^k - n$.

Steps to Apply

1. **Select Factor Conversion**
   Choose reciprocal powers of 10 (such as 25 = 100/4 or 5 = 10/2).
2. **Perform Halving/Quartering**
   Divide by the integer denominator and shift decimal point right.

Shortcuts 11-20 Daily Drill Tracking

_____ _____ _____ _____ _____

Heuristics 21 to 30: Mental Division & Divisibility Tests

Shortcuts 21 to 30: Division Heuristics and Divisibility Testing

Rapid mental division relies on fraction-decimal conversions, partial quotient partitioning, and modular divisibility checks.

21 **Dividing by 5:** Double the number and divide by 10 (shift decimal left 1 place).
Example: 245 / 5 = (245 x 2) / 10 = 490 / 10 = 49.
Everyday context: Splitting a $245 dinner bill among 5 people.

22 **Dividing by 25:** Multiply by 4 and divide by 100 (shift decimal left 2 places).
Example: 350 / 25 = (350 x 4) / 100 = 1400 / 100 = 14.
Everyday context: Exchanging $350 into 25-dollar gift vouchers.

23 **Dividing by 50:** Multiply by 2 and divide by 100.
Example: 820 / 50 = (820 x 2) / 100 = 1640 / 100 = 16.4.
Everyday context: Distributing 820 liters into 50-liter storage drums.

24 **Divisibility by 4 Rule:** Check if the last two digits form a number divisible by 4.
Example: 3,728 -> 28 is divisible by 4, so 3,728 is divisible by 4.
Everyday context: Packaging 3,728 parts into 4-pack cartons without remainder.

25 **Divisibility by 3 and 9 Rule:** Sum the digits; if divisible by 3 or 9, the entire number is.
Example: 4,842 -> 4+8+42=18 (divisible by 9 and 3).
Everyday context: Verifying balanced 3-way work shifts.

26 **Divisibility by 6 Rule:** Check if the number is even and digit sum is divisible by 3.
Exemple: 732 -> even and 7+3+2=12 (divisibile by 3), so divisible by 6.
Everyday context: Organizing 732 sports team slots into 6 leagues.

27 **Divisibility by 11 Rule:** Alternating sum of digits must equal 0 or a multiple of 11.
Example: 9,185 -> (9+8) - (1+5) = 17 - 6 = 11 (divisible).
Everyday context: Auditing 11-digit manifest inventory batched sets.

28 **Dividing by 15:** Double the dividend and divide by 30 (divide by 3, shift decimal).
Exemple: 270 / 15 = 540 / 30 = 18.
Everyday context: Calculating miles per gallon on a 270-mile trip using 15 gallons.

29 **Partition Division via Friendly Multiples:** Split dividend into known multiples of divisor.
Example: 184 / 8 = (160 + 24) / 8 = 20 + 3 = 23.
Everyday context: Distributing 184 books across 8 classroom shelves.

30 **Dividing by 9 with Single-Digit Remainders:** Prefix cumulative sum gives quotients and remainder.
Example: 43 / 9 -> 4 remaindar (4+3=7) = 4 r 7 (4.777...).
Everyday context: Packaging 43 eggs into 9-egg shipping trays.

Instant Divisibility Check

Before doing manual long division, run digit-sum and last-digit checks to confirm if an exact whole number exists.

Divisibility & Friendly Quotients

Is the divisor an integer power or multiple of 5?

Divisor is 5, 25, or 50	Divisor is a composite number (6, 12, 15)
Scale dividend by 2, 4, or 2 and shift decimal point left.	Factor divisor into co-primes or apply friendly partitioning.

1 Inspect Divisor Factorization

Transform single-digit divisors (like 5 or 25) into reciprocal decimal factors.

÷ 5	÷ 25	÷ 50
× 2	× 4	× 2
÷ 10	÷ 100	÷ 100
(0.1)	(0.01)	(0.01)

2 Split Dividend

Decompose the number into clean round anchors before carrying.

$$184 \div 8 \rightarrow \frac{160 + 24}{8} \rightarrow \frac{20 + 3}{} = 23$$



Shortcuts 21-30 Divisibility Drill Log

21	22	23	24	25
26	**27**	**28**	**29**	**30**

Heuristics 31 to 40: Percentages & Fraction Conversion

Shortcuts 31 to 40: Percentages and Fraction Conversions

Mental percentage calculation replaces formulaic pencil calculations by combining core benchmark percentages (10%, 5%, 1%, and fractions).

31 The 10% Anchor Method

Shift the decimal point one position left.

Example:
10% of $74.50 = $7.45.

Everyday context:
Calculating base tip or service tax on meal.

32 The 1% Micro Anchor

Shift the decimal point two positions left.

Example:
1% of $820 = $8.20.

Everyday context:
Checking monthly credit interest surcharges.

33 The 15% Tip Decomposition

Compute 10%, halve it to get 5%, and sum both values.

Example:
15% of $64.00 -> 10% = 6.40, 5% = 3.20; Total = $9.60.

Everyday context:
Calculating restaurant tipping accurately.

34 The 20% Double Anchor

Calculate 10% and multiply by 2.

Example:
20% of $85 = 8.50 x 2 = $17.00.

Everyday context:
Calculating standard professional gratuity.

35 Percentage Reversibility Law

x% of y equals y% of x.

Example:
16% of 25 = 25% of 16 = 16 / 4 = 4.

Everyday context:
Pricing a 16% promotional discount on a $25 retail item.

36 Finding 75% via Quartering

Take 100% minas one-fourth (divide by 4 and subtract).

Example:
75% of $48 = 48 - (48/4) = 48 - 12 = $36.

Everyday context:
Retail 25% discount leaving 75% balance.

37 Finding 33.33% via Thirds

Divide by 3 directly.

Example:
33.33% of $180 = 180 / 3 = $60.

Everyday context:
Splitting a shared group subsctiption three ways.

38 Finding 5% via 10% Halving

Find 10% and take half.

Example:
5% of $140 = 14 / 2 = $7..

Everyday context:
Computing a 5% state sales tax.

39 Finding 35% via Combined Benchmarks

Compute 25% (quarter) + 10%.

Example:
35% of $80 -> 25% is 20, 10% is 8; Total = $28.

Everyday context:
Estimating personal tax withholding.

40 The 110% Markup Shortcut

Add 10% to the original figure.

Example:
110% of $65 = 65 + 6.50 = $71.50.

Everyday context:
Setting retail price including a 10% overhead fee.

The Percentage Wheel

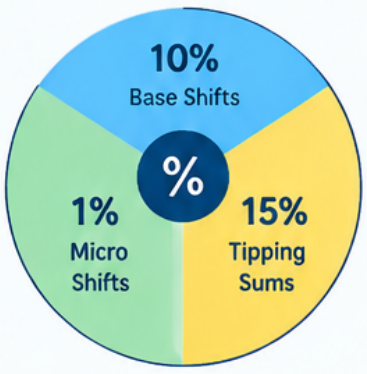

Percentage Reversibility



16% of 25 = 25% of 16 = 4

Reversibility Super-Tool

Whenever an odd percentage hits an easy round number (such as 48% of 50), invert it to 50% of 48 = 24.

1 Select Core Anchor
Extract 10% and 1% building blocks by moving the decimal point.

2 Combine Multiples
Synthesise the target percentage by summing or subtracting benchmarck fractions.

Shortcuts 31-40 Everyday Math Practice Tracker

Is the percentage easier to evaluate in reverse?

- Target value is a factor of 100 (e.g., 25, 50, 20) → Flip the problem: evaluate x% of y as y% of x.
- Target value is arbitrary → Decompose into sum of 10%, 5%, and 1% components.

Heuristics 41 to 50:
Addition, Subtraction & Verification

Shortcuts 41 to 50: Addition, Subtraction, Estimation & Verification

The final heuristics provide rapid mental addition, subtraction, compensation, fraction comparisons, and casting out nines to audit results without recalculating.

41 **Left-to-Right Addition:**
Add hundreds, then tens, then units sequentially.
Example: 456 + 237 → 656 + 30 = 686 + 7 = 693.
Everyday context: Summing store purchase sub-totals mentally.

42 **Subtraction Compensation:**
Add a constant to both numbers to make the subtrahend end in 0.
Example: 543 - 289 = (543 + 11) - (289 + 11) = 554 - 300 = 254.
Everyday context: Calculating change from a $300 balance.

43 **Complement to 1000 Subtraction:**
Subtract each digit from 9, and the last nonzero digit from 10.
Example: 1000 - 647 → (9-6)=3, (9-4)=5, (10-7)=3 → 353.
Everyday context: Making change from a $10.00 bill for $6.47 spent.

44 **Butterfly Cross-Multiplication for Fraction Addition:**
a/b + c/d = (ad + bc) / bd.
Example: 2/3 + 1/5 = (10 + 3) / 15 = 13/15.
Everyday context: Mixing recipe ingredient cup volumes.

45 **Cross-Camparing Fractions:**
Compare a/b and c/d by checking ad versus bc.
Example: Compare 5/8 and 7/11 → 5x11=55 versus 8x7=56; 56 > 55, so 7/11 > 5/8.
Everyday context: Evaluating which loan option or recipe fraction is greater.

46 **Average of an Arithmetic Sequence:**
Average equals (first term + last term) / 2.
Example: Average of 14, 18, 22, 26, 30 = (14 + 30) / 2 = 44 / 2 = 22.
Everyday context: Averaging evenly stepped daily study minutes.

47 **Rule of 72 for Compound Doubling Time:**
Years to double ≈ 72 / annual interest rate.
Example: At 6% interest, 72 / 6 = 12 years to double investment.
Everyday context: Projecting college fund growth.

48 **Decimal Multiplication via Whole Number Conversion:**
Strip decimals, multiply integers, replace total decimal places.
Example: 0.12 x 0.04 → 12 x 4 = 48 → 4 decimal places → 0.0048.
Everyday context: Computing small pesticide concentrate proportions.

49 **Casting Out Nines for Verification:**
Sam digits mod 9 for operands and result, they must match.
Example: 34 x 12 = 408 → (3+4=7) x (1+2=3) = 21 → 2+1=3;
Check result: 4+0+8=12 → 1+2=3 (Verified).
Everyday context: Quality checking mental calculation on an invoice.

50 **Adding Strings of Adjacent Digits (Pairs to 10):**
Group numbers that sum to 10 or 20 first.
Example: 7 + 8 + 3 + 2 + 6 → (7+3) + (8+2) + 6 = 10 + 10 + 6 = 26.
Everyday context: Summing itemized grocery cart prices.

Butterfly Cross-Multiplication for Fraction Addition



$$\frac{a}{b} + \frac{c}{d} = \left(\frac{ad}{bd} + \frac{bc}{bd}\right)$$

Example:
2/3 + 1/5 = (10 + 3) / 15 = 13/15



Mixing recipe ingredient volumes.

1000-Complement Subtraction

1. Subtract each digit from 9 (except the last nonzero digit).
2. Subtract the last nonzero digit from 10.
3. Combine the results.

Example: 1000 - 647
(9-6)=3, (9-4)=5, (10-7)=3
→ 353

Common Mistake
Don't subtract digits in the wrong order or forget the special rule for the last nonzero digit.

Casting Out Nines Audit

Check Product or Sum Validity

1. Find the digital root (sum of digits) of each operand and the result.
2. Reduce each to a single digit (mod 9).
3. The digital roots must match.

Example: 34 x 12 = 408
34 → 3+4=7 → 7
12 → 1+2=3 → 3
Product: 7 x 3 = 21 → 2+1=3 → 3
Result: 4+0+8=12 → 1+2=3 → 3
Verified

Subtraction Sanity Check

Never borrow across multiple zeros manually. Shift both numbers uperad by the complement value to eliminate regrouping.

Decision Tree

Is the arithmetic step subtraction across multiple zeros?

- **Subtracting from 1,000 or 10,000** — Use 'All from 9 and the last from 10' rule.
- **Standard three-digit subtraction** — Add constant to round the subtrahend to nearest hundred.

1. **Group and Complement**
Rearrange digits to find complementary pairs summing to 10, 100, or 1000.
2. **Audit via Casting Out Nines**
Reduce all terms to digital roots modulo 9 to verify product or sum validity.

Mastery Verification Sign-Off
(Tutor / Self-Assessment)

Mental Math Card: 111 Tri-Digit Sum Progression

Multiplication by 111 via Tri-Digit Sum Progression

Multiply any multi-digit number by 111 quickly without vertical scratchpads by tracking running partial digit sums. Because 111 equals 100 plus 10 plus 1, multiplying a number N by 111 expands into three shifted copies of N added together. Mentally, this translates into building each digit of the answer from right to left using a single units digit, an adjacent pair sum, a triplet sum, followred by descending pair sums and the leading digit, properly propagating any decimal carries.

- No scratchpad required once the right-to-left progression rhythm is established.
- Applies cleanly to 2-digit, 3-digit, and higher-order integer factors.
- Replaces three rows of long multiplication with one linear pass.

Core Formula Pattern

For a 3-digit number ABC × 111:

Units digit is C;
Tens digit is B + C;
Hundreds digit is A + B + C;
Thousands digit is A + B;
Ten-thousands digit is A
(carrying any surplus values from right to left).

Step-by-Step Breakdown: 111 × 243

Evaluate 111 × 243 mentally in five clear sequential steps working from right to left. Here A = 2, B = 4, and C = 3.

1 Step 1: Write the Units Digit
Take the units digit of 243 directly: 3. The running mental answer ends in ...3.

2 Step 2: Sum the Last Two Digits
Add the units and tens digits: 4 + 3 = 7. No carry. The running mental answer ends in ...73.

3 Step 3: Sum All Three Digits
Add the hundreds, tens, and units digits: 2 + 4 + 3 = 9. No carry. The running mental answer ends in ...973.

4 Step 4: Sum the Leading Two Digits
Drop the units digit and add the remaining leading pair: 2 + 4 = 6. No carry. The running mental answer ends in ...6,973.

5 Step 5: Write the Leading Digit
Take the leading hundreds digit directly: 2. With no pending carries, place 2 at the front. The final computed product is exactly 26,973.

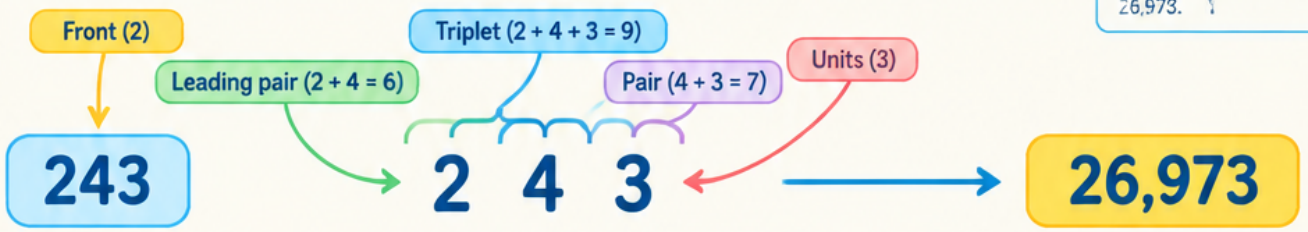

Practice & Mental Verification Routine

Use this verification routine to check whether mental carries occur and confirm audit accuracy during speed drills.

- **Check sum parity:** 111 is a multiple of 3, so your product's digit sum must match 3 × (digit sum of the multiplicand) mod 9.
- Ensure each addition step only generates a carry of at most 2 when adding three base-10 digits.

Common Mistake

Forgetting to carry over values greater than 9 during triplet summation. When a sum equals 10 or more, write the single-digit remainder and add the carried tens amount to the next step to the left.

Practice 1: 111 × 132 (Target: 14,652)

Practice 2: 111 × 315 (Target: 34,965)

Audit Notes & Carry Record

Does the sum of any adjacent pair or triplet exceed 9?

- **Sum is 0 to 9** → Record the sum digit directly into the running position and carry 0 forward.
- **Sum is 10 or greater** → Record the units digit (sum modulo 10) into the running position and add the tens value (usually +1 or +2) to the immediate next sum to the left.

50 Mental Calculation Shortcuts

Mental Math Heuristics: Practical Mastery Guide

This manual provides 50 rapid mental calculation shortcuts designed for students, parents, and tutors. Each heuristic reduces cognitive load by replacing standard paper-and-pencil algorithms with efficient mental decomposition, factor redistribution, and algebraic identities.

- Eliminate scratchpad dependency for multi-digit calculations
- Master percentage decomposition, sequential discounts, and rapid estimation
- Apply consistent mathematical identities to verify real-world computations

Core Operating Principle

Always decompose complex arithmetic into friendly base values (powers of 10, halves, and doubles) before executing operations.

1 Analyze the Number Structure



Identify whether factors sit near benchmark powers of 10, share common multiples, or terminate in friendly digits like 0 or 5.

2 Select the Matching Heuristic



Map the operation to one of the 50 structured shortcuts across multiplication, division, addition, or percentage manipulation.

3 Execute Intermediate Mental Anchors



$$48 \times 25 = 48 \times (100 \div 4) = 4{,}800 \div 4 = 1{,}200$$

Hold simpllified partial products or quotients in mind, then execute final adjustments using difference or sum corrections.

Foundational Multiplication & Base Adjustments

Part 1: Foundational Multiplication Shortcuts (1-10)

Heuristics 1 to 10: Foundational Multiplication and Base Adjustments

Foundational shortcuts leverage base-10 anchors and factor redistirbution to simpllfy multi-digit multiplication instantly.

- **Shortcut 1 (Multiply by 5):** Half the number and multiply by 10. Example: 48 x 5 = 24 x 10 = 240. Practical context: Pricing 5 uniform items.
- **Shortcut 2 (Multiply by 25):** Divide by 4 and multiply by 100. Example: 36 x 25 = 9 x 100 = 900. Practical context: Bulk purchasing quarter-dollar units.
- **Shortcut 3 (Multiply by 50):** Half the number and multiply by 100. Example: 64 x 50 = 32 x 100 = 3,200. Practical context: Calculating half-century inenntory lots.
- **Shortcut 4 (Multiply by 125):** Divide by 8 and multiply by 1,000. Example: 72 x 125 = 9 x 1,000 = 9,000. Practical context: Converting units in volume batches.
- **Shortcut 5 (Multiply by 9):** Multiply by 10 and subtract the original number. Example: 43 x 9 = 430 - 43 = 387. Practical context: Subtotaling nine identical retail items.
- **Shortcut 6 (Multiply by 99):** Multiply by 100 and subtract the original number. Example: 27 x 99 = 2,700 - 27 = 2,673. Practical context: Computing price points ending in 99 cents.
- **Shortcut 7 (Multiply by 11 for Two Digits):** Insert the sum of digits between the two digits. Example: 45 x 11 = 495 (since 4 + 5 = 9). Practical context: Scaling team measurements by 11.
- **Shortcut 8 (Multiply by 11 with Carry):** Carry overflow into the hundreds place. Example: 78 x 11: 7 + 8 = 15; middle is 5, carry 1 to 7 = 858. Practical context: Rapid unit cost adjustments.
- **Shortcut 9 (Double and Halve):** Double one factor while halving the other to create clean terminal zeros. Example: 35 x 16 = 70 x 8 = 560. Practical context: Estimating lumber square footage.
- **Shortcut 10 (Multiply Numbers Near 100):** For (100 + a)(100 + b), calcalate 100 + a + b followed by two digits of a x b. Example: 104 x 107 = (104 + 7) = 111, followed by 4 x 7 = 28 → 11,128. Practical context: Computing wholesale surcharges.

1 Multiply by 5

Half the number and multiply by 10.

Example: 48 x 5 = 24 x 10 = 240

1. Half 48: 48 ÷ 2 = 24
2. Multiply by 10: 24 x 10 = 240
3. Result: 240

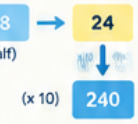

Practical context: Pricing 5 uniform items.

2 Multiply by 25

Divide by 4 and multiply by 100.

Example: 36 x 25 = 9 x 100 = 900

1. Divide 36 by 4: 36 ÷ 4 = 9
2. Multiply by 100: 9 x 100 = 900
3. Result: 900

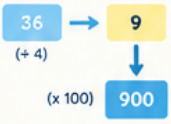

Practical context: Bulk purchasing quarter-dollar units.

3 Multiply by 50

Half the number and multiply by 100.

Example: 64 x 50 = 32 x 100 = 3,200

1. Half 64: 64 ÷ 2 = 32
2. Multiply by 100: 32 x 100 = 3,200
3. Result: 3,200

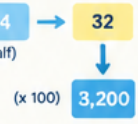

Practical context: Calculating half-century inventory lots.

4 Multiply by 125

Divide by 8 and multiply by 1,000.

Example: 72 x 125 = 9 x 1,000 = 9,000

1. Divide 72 by 8: 72 ÷ 8 = 9
2. Multiply by 1,000: 9 x 1,000 = 9,000
3. Result: 9,000

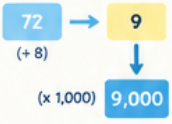

Practical context: Converting units in volume batches.

5 Multiply by 9

Multiply by 10 and subtract the original number.

Example: 43 x 9 = 430 - 43 = 387

1. Multiply by 10: 43 x 10 = 430
2. Subtract original: 430 - 43 = 387
3. Result: 387



Practical context: Subtotaling nine identical retail items.

6 Multiply by 99

Multiply by 100 and subtract the original number.

Example: 27 x 99 = 2,700 - 27 = 2,673

1. Multiply by 100: 27 x 100 = 2,700
2. Subtract original: 2,700 - 27 = 2,673
3. Result: 2,673



Practical context: Computing price points ending in 99 cents.

7 Multiply by 11 for Two Digits

Insert the sum of digits between the two digits.

Example: 45 x 11 = 495 (since 4 + 5 = 9)

1. Add digits: 4 + 5 = 9
2. Insert between: 495
3. Result: 495



Practical context: Scaling team measurements by 11.

8 Multiply by 11 with Carry

Carry overflow into the hundreds place.

Example: 78 x 11: 7 + 8 = 15; middle is 5, carry 1 to 7 = 858.

1. Add digits: 7 + 8 = 15
2. Middle digit: 5 (carry 1)
3. Result: 858

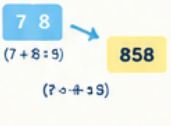

Practical context: Rapid unit cost adjustments.

9 Double and Halve

Double one factor while halving the other to create clean terminal zeros.

Example: 35 x 16 = 70 x 8 = 560

1. Double 35: 35 x 2 = 70
2. Halve 16: 16 ÷ 2 = 8
3. Result: 560

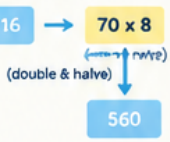

Practical context: Estimating lumber square footage.

10 Multiply Numbers Near 100

For (100 + a)(100 + b), calculate 100 + a + b followed by two digits of a x b.

Example: 104 x 107 = (104 + 7) = 111, followed by 4 x 7 = 28 → 11,128.

1. Add a + b: 4 + 7 = 11 → 100 + 11 = 111
2. Find a x b: 4 x 7 = 28 → 11,128
3. Result: 11,128

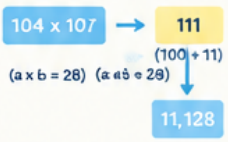

Practical context: Computing wholesale surcharges.

Part 2: Squares and Cross-Products (11-20)

Heuristics 11 to 20: Squares, Products, and Split Factoring

Utilize **difference-of-squares** and terminal digit symmetries to evaluate quadratic and cross-product operations mentally.

11 Square Numbers Ending in 5

Multiply tens digit n by n + 1, then append 25.

Example:
65^2 = (6 x 7) and 25 = 4,225.

Practical context:
Area calculation for 65 ft square plots.

12 Difference of Squares Product

For $(a - b)(a + b) = a^2 - b^2$.

Example:
47 x 53 = (50 - 3)(50 + 3) = 2,500 - 9 = 2,491.

Practical context:
Calculating dimensions around symmetric margins.

13 Square Numbers from 41 to 49

Tens value is 25 - (50 - n); unit digits are $(50 - n)^2$.

Example:
46^2 = (25 - 4) = 21, plus 4^2 = 16 -> 2,116.

Practical context:
Structural framing spans.

14 Square Numbers from 51 to 59

Tens value is 25 + (n - 50); unit digits are $(n - 50)^2$.

Example:
54^2 = (25 + 4) = 29, plus 4^2 = 16 -> 2,916.

Practical context:
Square footage of modular components.

15 Multiply Numbers Ending in 1

Multiply tens, add tens, append 1.

Example:
41 x 31 = (4 x 3 = 12 hundreds) + (4 + 3 = 7 tens) + 1 = 1,271.

Practical context:
Calculating bulk supplies packaged in single overages.

16 Same Tens, Units Sum to 10

Multiply tens digit n by n + 1, append product of units.

Example:
73 x 77 = (7 x 8 = 56) and (3 x 7 = 21) -> 5,621.

Practical context:
Calculating tile grids.

17 Multiply by 15

Add half of the number to isself, then multiply by 10.

Example:
84 x 15 = (84 + 42) x 10 = 1,260.

Practical context:
Estimating hourly labor over a 15-day sprint.

18 Multiply by 1.5

Add half the value to the original.

Example:
92 x 1.5 = 92 + 46 = 138.

Practical context:
Overtime payroll calculations.

19 Multiply by 4 via Double-Double

Double the number twice consecutively.

Example:
68 x 4 = 136 x 2 = 272.

Practical context:
Scaling four quarterly estimates.

20 Multiply by 8 via Triple-Double

Double the number three times consecutively.

Example:
35 x 8 = 70 -> 140 -> 280.

Practical context:
Dackaging counts for standard 8-packs.

Common mistake:
Stopping after one or two doublings. Make sure to double three times for x8.

Part 3: Division and Fractions (21-30)

Heuristics 21 to 30: Division, Fractions, and Decimal Conversions

Transform challenging fractional division problems into direct multiplication by using equivalent reciprocal benchmarks.

21. Divide by 5

- Double the number and divide by 10 (shift decimal left).
- Example: **245 / 5 = 490 / 10 = 49.**

$$245 \div 5 = 490 \div 10 = 49$$

Practical context: Dividing a bill equally among 5 group people



22. Divide by 25

- Multiply by 4 and divide by 100.
- Example: **650 / 25 = 2,600 / 100 = 26.**

$$650 \div 25 = 2{,}600 \div 100 = 26$$

Practical context: Converting total quarter values to dollar counts.



23. Divide by 50

- Double the number and divide by 100.
- Example: 1,350 / 50 = **2,700 / 100 = 27.**

$$1{,}350 \div 50 = 2{,}700 \div 100 = 27$$

Practical context: Splitting pallet shipments into container limits.



24. Divide by 12.5

- Multiply by 8 and divide by 100.
- Example: **300 / 12.5 = 2,400 / 100 = 24.**

$$300 \div 12.5 = 2{,}400 \div 100 = 24$$

Practical context: Portions based on eighth-turn ratios.



25. Division by 4 via Half-Half

- Halve the number twice consecutively.
- Example: 196 / 4 = **98 / 2 = 49.**

$$196 \xrightarrow{\div 2} 98 \xrightarrow{\div 2} 49$$

Practical context: Distributing resources among 4 regional hubs.



26. Divide by 8 via Triple-Half

- Halve the number three times consecutively.
- Example: 520 / 8 = 260 → 130 → 65.

$$520 \xrightarrow{\div 2} 260 \xrightarrow{\div 2} 130 \xrightarrow{\div 2} 65$$

Practical context: Calculating individual cuts from an 8-fold stock.



27. Cross-Multiplication for Fraction Comparison

- Compare a/b and c/d by checking if a x d is greater than b x c.
- Example: Compare 5/8 and 7/11 → 5 x 11 = 55 versus 8 x 7 = 56; thus **7/11** is greater.

$$\frac{5}{8} \text{ vs } \frac{7}{11}$$

$5 \times 11 = 55$
$8 \times 7 = 56$
→ 7/11 is greater

Practical context: Selecting optimal supplier discount fractions.



28. Fraction Addition with Co-Prime Denominators

- For a/b + c/d, evaluate (ad + bc) / bd.
- Example: 2/3 + 1/4 = (8 + 3) / **12 = 11/12.**

$$\frac{2}{3} + \frac{1}{4} = \frac{8+3}{12} = \frac{11}{12}$$

Practical context: Combining partial liquid measures.



29. Unit Fraction Subtraction

- For 1/a - 1/b, evaluate (b - a) / (a x b).
- Example: 1/4 - 1/5 = (5 - 4) / **20 = 1/20.**

$$\frac{1}{4} - \frac{1}{5} = \frac{5-4}{20} = \frac{1}{20}$$

Practical context: Determining net flow rates in pipe junctions.

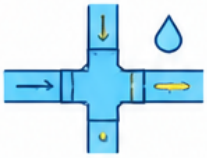

30. Division by 9 Decimal Pattern

- Single-digit division n/9 produces 0.nnnn... recurring.
- Example: **7 / 9 = 0.7777...**

$$7 \div 9 = 0.7777\ldots$$

Practical context: Computing periodic recurring probability fractions.



Part 4: Percentages and Sequential Discounts (31-40)

Heuristics 31 to 40:
Percentages, Retail Rates, and Sequential Discounts

Break down retail markups, tips, taxes, and multi-tier discounts into instantaneous mental operations without compounding errers.

Worked Retail Example: Heuristic 31

For a $150 retail item discounted by 20% followed by an extra 10% promotional coupon:
Combined discount = 20 + 10 - (20 x 10)/100 = 30 - 2 = 28%.
Total savings = 0.28 x $150 = $42.00.
Final customer total = $150 - $42 = **$108.00.**

Shortcut 31: Sequential Discount Breakdown



Retail price
$150

→ **-20%**
$30 savings
(20% of $150)

→ **-10%**
$12 savings
(10% of $120)

→ **28% total discount**
$42 savings
Final cost: $108

32 Reversible Percentages: X% of Y = Y% of X



Invert the percentage and base to compute an easier benchmark.

Example:
16% of 25 = 25% of 16
= 16 / 4 = 4.

Practical context:
Calculating specialty sales tax rates on friendly totals.

33 15% Tip Breakdown



Calculate 10% (shift decimal left) and add half of that value.

Example:
15% on $64 = $6.40 + $3.20 = $9.60.

Practical context:
Dining and service gratuities.

34 18% Gratuity Approximation



Find 20% (double 10%) and subtract 2% (one-tenth of 20%).

Example:
18% of $50 = $10.00 - $1.00 = $9.00.

Practical context:
Fast restaurant checkout calculation.

35 Find 35% via 25% + 10%



Take one quarter and add one tenth.

Example:
35% of 80 = (80 / 4) + (80 / 10) = 20 + 8 = 28.

Practical context:
Dtermining project advance billing requiaements.

36 Find 75% via Subtraction



Calculate 25% (one quarter) and subtract from total, or multiply quarter by 3.

Example:
75% of 64 = 64 - 16 = 48.

Practical context:
Inventory ilquidation volume calculations.

37 Sequential Markup and Discount Neutrality Fallacy



A +x% increase followed by -x% decerase results in net loss of (x/10)^2 percent.

Example:
$100 + 20% = $120;
$120 - 20% = $96
(net -4%).

Practical context:
Stock market retracement evaluations.

38 Rule of 72 for Doubling Time



Divide 72 by the annual interest rate to approximate years to double capitel.

Example:
At 6% interest,
72 / 6 = 12 years.

Practical context:
Personal investment growth projections.

39 Rule of 115 for Tripling Time



Divide 115 by the growth rate to find years to triple investment.

Example:
At 5% growth,
115 / 5 = 23 years.

Practical context:
Long-term portfolio and retirement planning.

40 Sales Tax Estimation



Calculate 10% and scale by local tax proportion (e.g., 8% = 10% - 2%).

Example:
8% on $45: 10% = 4.50;
2% = 0.90; tax = **$3.60.**

Practical context:
Point-of-sale checkout budgeting.

Part 5: Sums, Divisibility Rules and Practice Tool (41-50)

Heuristics 41 to 50: Rapid Sums, Differences, and Algebraic Shortcuts

Rapid mental tricks for high-speed sums, complementary subtractions, and algebraic validation.

- [ ] **Shortcut 41 (Subtractions from 1,000 via All from 9, Last from 10)**
  Subtract each digit from 9, and the final unit digit from 10.
  Example: 1,000 - 647 -> (9-6)=3, (9-4)=5, (10-7=3 -> 353.
  Practical context: Making exact change from $10.00 or $1,000.

- [ ] **Shortcut 42 (Subtractions from 10,000)**
  Subtract preceding digits from 9, terminal non-zero from 10.
  Example: 10,000 - 3,824 = 6,176.
  Practical context: Calculating remaining capacity on a 10,000-unit quota.

- [ ] **Shortcut 43 (Left-to-Right Addition for Two-Digit Sums)**
  Add tens first, then add ones.
  Example: 57 + 38 = (57 + 30) + 8 = 87 + 8 = 95.
  Practical context: Adding two shelf items in grocery aisle.

- [ ] **Shortcut 44 (Compensation Addition)**
  Round one term up to the nearest ten, then subtract the added difference.
  Example: 68 + 45 = (70 + 45) - 2 = 115 - 2 = 113.
  Practical context: Tallying monthly billing statements.

- [ ] **Shortcut 45 (Sum of First n Consecutive Natural Numbers)**
  Evaluate **n(n + 1) / 2.**
  Example: Sum of 1 to 20 = 20 x 21 / 2 = 10 x 21 = 210.
  Practical context: Round-robin tournament game scheduling.

- [ ] **Shortcut 46 (Sum of First n Consecutive Odd Numbers)**
  Equal to n^2.
  Example: Sum of first 8 odd numbers (1+3+5+7+9+11+13+15) = 8^2 = 64.
  Practical context: Discrete signal step counts.

- [ ] **Shortcut 47 (Divisibility by 3 Rule)**
  Sum digits; if divisible by 3, the number is divisible by 3.
  Example: 4,731 -> 4 + 7 + 3 + 1 = 15 (15 / 3 = 5); divisible.
  Practical context: Splitting material equally into 3 bundles.

- [ ] **Shortcut 48 (Divisibility by 4 Rule)**
  Check if last two digits form a multiple of 4.
  Example: 5,828 -> 28 is divisible by 4, so 5,828 is divisible.
  Practical context: Grouping components into 4-unit chassis.

- [ ] **Shortcut 49 (Divisibility by 7 Shortcut)**
  Double the last digit and subtract from the remaining truncated number.
  Example: 364 -> 36 - (2 x 4) = 28 (divisible by 7).
  Practical context: Verifying 7-day schedule distribution cycles.

- [ ] **Shortcut 50 (Divisibility by 11 Alternating Sum)**
  Subtract and add digits alternately from right to left, if result is 0 or multiple of 11, it is divisible.
  Example: 9,185 -> (5 - 8 + 1 - 9) = -11; divisible.
  Practical context: Checksum validation on catalog order codes.

Student Calculation Workspace & Shortcut Number Tested

Tutor / Parent Verification Note: Real-world practice problem selected

50 Mental Math Shortcuts & Rapid Heuristics Guide

- Overview -

Division by 9 Running Sums

1,231 ÷ 9
= 136 R7

Base Multipliers

× 10 = 10
× 25 = 25
× 50 = 50

Mental Calculation Framework

Percentage Swaps

50% = 1/2
25% = 1/4
10% = 1/10

Metric Heuristics

1 m = 100 cm
1 km = 1,000 m
1 L = 1,000 ml

Practice Tips

Speak the intermediate numbers aloud or visualize them left-to-right. Mastering these heuristics eliminates anxiety and builds genuine numerical intuition.

Mastering Mental Math Shortcuts

Mental calculation transforms arithmetic from mechanical labor into fast number sense. By decomposing numbers into algebraic relationships, complementary bases, and place-value patterns, you can execute rapid calculations entirely in your head. This handbook provides 50 mathematically sound heuristics complete with step-by-step logic, worked examples, and practical everyday scenarios.

Key Benefits

- Eliminate long division and multi-step column multiplication using algebraic shortcuts.
- Leverage base-10, base-100, and fractional equivalents to solve pricing, budgeting, and measurement tasks.
- Strengthen working memory through consistent left-to-right calculation habits.

Core Heuristic: Division by 9 Using Cumulative Running Digit Sums

You can divide multi-digit numbers by 9 without standard long division by accumulating left-to-right running digit sums to form the quotient digits. where the final sum yeilds the exact remainder. If any intermediate sum or remainder reaches 9 or higher, carry the excess to the previous digit.

Mathematical Proof
Because $10^k = 9*(11....1) + 1$, each place value 10^v leaves a remainder of 1 upon division by 9. Thus, any integer equals the sum of its digits modiulo 9.

Key Rules

- Form quotient digits from left to right by adding each incoming digit to the previous running sum.
- The very last sum is the remainder (R). If R = 9, add 1 to the quotient with remainder 0.
- If an intermediate sum exceeds 9, carry into the digit to its left.

1 Step 1: Bring Down the First Digit

For 1,231 divided by 9:
The first digit of the dividend is 1. Write down 1 as the first quotient digit.

1,231 ÷ 9
→ 1

2 Step 2: Add Successive Digits for Running Sums

Add next digit 2: 1 + 2 = 3 (second quotient digit).
Add next digit 3: 3 + 3 = 6 (third quotient digit).

1,231 ÷ 9
→ 1 3 6

3 Step 3: Extract the Final Remainder

Add the final digit 1: 6 + 1 = 7.
The final sum 7 is the remainder.
The quotient is 136 with remainder 7 (136 R7).

1,231 ÷ 9
→ 136 R7

4 Step 4: Real-World Application

Packing 1,231 inventory items into 9-item packs yeilds 136 complete packages with 7 loose items remaining.

136 packs
+ 7 loose

Speed Multiplication & Algebraic Base Shortcuts

Mental Math Heuristics 1 to 10: Speed Multiplication Fundamentals

Transform multi-digit multiplication into rapid two-step additions and subtractions.

1. Multiply by 11: Sum adjacect digits.
Example: 45 x 11 -> 4, (4+5), 5 = 495.
Everyday context: Calculating 11 identical $45 utility fees.
45 x 11
4, (4+5), 5
= 495

2. Multiply by 5 (Half and Tens):
Halve the number and append zero.
Example: 68 x 5 = (68 / 2) x 10 = 34 x 10 = 340.
Everyday context: Calculating five $68 team jerseys.
68 x 5
(68 / 2) x 10
= 340

3. Multiply by 25 (Quarter and Hundreds):
Divide by 4, multiply by 100.
Example: 48 x 25 = (48 / 4) x 100 = 1,200.
Everyday context: Buying 25 bulk gift cards at $48 each.
48 x 25
(48 / 4) x 100
= 1,200

4. Multiply by 9 (Ten Minus One):
Multiply by 10 and subtract the original number.
Example: 73 x 9 = 730 - 73 = 657.
Everyday context: 9 months of a $73 software subscription.
73 x 9
730 - 73
= 657

5. Multiply by 99 (Hundred Minus One):
Multiply by 100 and subtract original.
Example: 46 x 99 = 4,600 - 46 = 4,554.
Everyday context: Wholesale pricing for 99 items at $66.
46 x 99
4,600 - 46
= 4,554

6. Multiply by 15 (Add Half to Itself):
Multiply by 10, then add half of that result.
Example: 84 x 15 = 840 + 420 = 1,260.
Everyday context: Hourly contract wage of $84 for 15 billable hours.
84 x 15
840 + 420
= 1,260

7. Multiply by 1.5 (Add Half):
Value phis half of itself.
Example: 36 x 1.5 = 36 + 18 = 54.
Everyday context: Scaling a 38 oz recipe by 1.5x.
36 x 1.5
36 + 18
= 54

8. Double and Halve Even/Odd Multiples:
Double one factor while halving the other.
Example: 35 x 16 = 70 x 8 = 560.
Everyday context: 16 packages contaniing 35 bolts each.
35 x 16
70 x 8
= 560

9. Multiply by 12 (Ten Plus Two):
Multiply by 10, double the original, and add.
Example: 54 x 12 = 540 + 108 = 648.
Everyday context: Annual cost of a $54 monthly gym membership.
54 x 12
540 + 108
= 648

10. Multiply by 4 (Double Double):
Double the number twice consecutively.
Example: 83 x 4 -> 83 x 2 = 166; 166 x 2 = 332.
Everyday context: Buying four event tickets at $83 each.
83 x 4
83 x 2 = 166
166 x 2 = 332

Mental Math Heuristics 11 to 20: Squares and Algebraic Base Products

Leverage identities like $(a+b)(a-b) = a^2 - b^2$ and base-100 offsets to square and cross-multiply in seconds.

11. Square Ending in 5:
Multiply tens digit n by (n+1) and append 25.
Example: 65^2 = (6 x 7) and 25 = 4,225.
Everyday context: Finding square footage of a 65 ft x 65 ft garden.
65^2
(6 x 7)25
= 4,225

12. Difference of Squares for Near Neighbors:
$(x-a)(x+a) = x^2 - a^2$.
Example: 42 x 38 = (40+2)(40-2) = 1,600 - 4 = 1,596.
Everyday context: Room dimensions 42 ft by 38 ft floor area.
42 x 38
(40+2)(40-2)
= 1,596

13. Close to Base 100 Below:
Multiply cross-deviations and product of deficits.
Example: 96 x 97 -> Deficits -4, -3.
Result = (96-3) hundreds + (-4 x -3) = 9312.
Everyday contect: Stock replenishment costing $96 per unit for 97 units.
96 x 97
(96-3)h + (-4 x -3)
= 9,312

14. Close to Base 100 Above:
Add deviations and append product.
Example: 104 x 108 = (104+8) hundreds + (4 x 8) = 11,232.
Everyday context: Total weight of 104 pachages averaging 108 grams.
104 x 108
(104+8)h + (4 x 8)
= 11,132

15. Close to Base 50 Multiplication:
Use Base 100 halved.
Example: 48 x 52 = (50-2)(50+2) = 2,500 - 4 = 2,496.
Everyday context: Ordering 48 units of office supplies at $52.
48 x 52
(50-2)(50-2)
= 2,496

16. Square Numbers in the 50s:
25 + units digit, append units digit squared.
Example: 54^2 = (25+4) & (4^2) = 2,916.
Everyday context: Calculating the floor tiles needed for a 54 x 54 grid.
54^2
(25+4) & (4^2)
= 2,916

17. Square Numbers in the 40s:
(25 - deficit from 50) & (deficit squared).
Example: 47^2 = (25-3) & (3^2) = 2,209.
Everyday context: Area of square patio 47 ft wide.
47^2
(25-3) & (3^2)
= 2,209

18. Multiply Base Tens with Units Summing to 10:
Tens n*(n+1), append unit product.
Example: 73 x 77 = (7 x 8) & (3 x 7) = 5,621.
Everyday context: Calculating 73 cartons each with 77 components.
73 x 77
(7 x 8) & (3 x 7)
= 5,621

19. Multiply Two-Digit Numbers by 101:
Write the 2-digit mumber twice.
Example: 68 x 101 = 6,868.
Everyday context: 101 invoices at $88 flat service fee.
68 x 101
= 6,688

20. Multiply by 125 (Eighth and Thousands):
Divide by 8, multiply by 1,000.
Example: 64 x 125 = (64 / 8) x 1,000 = 8,000.
Everyday context: 125 boxes weighing 64 pounds each.
64 x 125
(64 / 8) x 1,000
= 8,000

Base-100 Deviations (Number Line)



Base-100 Deviations (Grid)

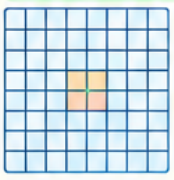

= 100 (base)
= below 100 (e.g., 97 = -3)
= above 100 (e.g., 104 = +4)

Common Mistake
For base-100, use deviations from 100 (not from 50 or 0) and keep the signs correct.

Division, Heuristics, Percentages & Fractions

Mental Math Heuristics 21 to 30: Division and Estimation Heuristics

Break down divisions into prime factor chains, reciprocal multiplications, and residue tracking.

21 Division by 9 Running Sums

- Cumulative left-to-right sums.
- Example: 1231 / 9 = 136 R7.
- Everyday context: Partitioning [illegible] kg flour into 9 retail sacks.

1+2=3
3+3=6 → 6-0=1
1+3=4 → 4-3=1
5+4=9 → 9-0=1

22 Divide by 5

- Double the dividend and divide by 10.
- Example: 245 / 5 = (245 x 2) / 10 = 490 / 10 = 49.
- Everyday context: Splitting a $245 dinner check evenly among 5 friends.

245 x 2 = 490
490 ÷ 10 = 49

23 Divide by 25

- Multiply by 4 and divide by 100.
- Example: 650 / 25 = (650 x 4) / 100 = 2,600 / 100 = 26.
- Everyday context: Packing 650 candies into 25 gift boxes.

650 x 4 = 2,600
2,600 ÷ 100 = 26



24 Divide by 50

- Multiply by 2 and divide by 100.
- Example: 1,850 / 50 = 3,700 / 100 = 37.
- Everyday context: 1,850 miles driven over 50 transit days.

1,850 x 2 = 3,700
3,700 ÷ 100 = 37



25 Successive Factor Division

- Divide sequentially by factors (e.g. /12 is /3 then /4).
- Example: 432 / 12 → 432 / 3 = 144; 144 / 4 = 36.
- Everyday context: Distributing 432 seedlings into 12 greenhouse benches.



26 Divide by 4

- Halve the number twice consecutively.
- Example: 312 / 4 → 312 / 2 = 156; 156 / 2 = 78.
- Everyday context: Splitting 312 rental hours over 4 shifts.



27 Divide by 8

- Halve the number three times consecutively.
- Example: 568 / 8 → 284 → 142 → 71.
- Everyday context: Distributing 568 sheets of cardstock across 8 workbenches.



28 Divisibility by 3 and 9

- Add all digits; check divisibility by 3 or 9.
- Example: 5,184 → 5+1+8+4 = 18 (divisible by 9 and 3).
- Everyday context: Verifying if 5,184 screws fit 9 equal bins with zero leftovers.

5 + 1 + 8 + 4 = 18
(divisible by 9 and 3)

29 Divisibility by 4

- Check if last two digits form a multiple of 4.
- Example: 7,324 → 24 is divisible by 4, so 7,324 is.
- Everyday context: Checking if 7,324 inches cuts into 4-inch sections with zero scrap.

24 ÷ 4 = 6



30 Divisibility by 11

- Alternating sum of digits must equal 0 or multiple of 11.
- Example: 8,173 → (8+7) - (1+3) = 15 - 4 = 11 (divisible by 11).
- Everyday context: Quality checking pallet count serials.

(8 + 7) - (1 + 3) = 15 - 4 = 11
(divisible by 1)



Common Mistake

Consecutive discount stacking is not additive. 20% + 10% = 30% is wrong. The correct result is 28% (1 - 0.8 x 0.9 = 0.28).

Division, Heuristics, Percentages & Fractions

Mental Math Heuristics 31 to 40: Percentages and Financial Estimation

Percent calculations rely on commutative switching and modular 10% building blocks.

31 Percentage Reversibility (x% of y = y% of x)

- Example: 16% of 50 = 50% of 16 = 8.
- Everyday context: Calculating a 16% fee on a $50 deposit.



16% of 50 = 8
50% of 16 = 8

32 15% Tip Rule (10% + Half of 10%)

- Shift decimal left one place, then add half.
- Example: 15% of $64 = $6.40 + $3.20 = $9.60.
- Everyday context: Restaurant tip on a $64 meal.

10% = $6.40
Half of 10% = $3.20
Total = $9.60



33 20% Tip Rule (10% x 2)

- Shift decimal left one place and double.
- Example: 20% of $73 = $7.30 x 2 = $14.60.
- Everyday context: Tipping a driver for a $73 ride.

10% = $7.30
Double = $14.60



34 1% and 0.1% Quick Shift

- Move decimal left 2 or 3 places.
- Example: 1% of $4,800 = $48.
- Everyday context: Estimating monthly property tax escrow.

1% = $48
0.1% = $4.80



35 5% Calculation

- Find 10% and divide by 2.
- Example: 5% of $880 = $88 / 2 = $44.
- Everyday context: Calculating a 5% cash-back reward.

10% = $88
5% = $44



36 33.3% Calculation (Divide by 3)

- Take 1/3 of the value.
- Example: 33.33% off $126 = $126 / 3 = $42.
- Everyday context: Retail clearance rack savings.

$126 ÷ 3 = $42

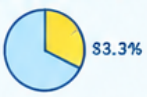

37 Salisibility Approximation (e.g. 8.25%)

- Take 10% and subtract 2%.
- Example: 8% on $65 → 10% = 6.50; 2% = 1.30; 6.50 - 1.30 = $5.20.
- Everyday context: Retail register estimation.

10% = $6.50 2% = $1.30
8% = $5.20



38 Rule of 72 for Compound Compound Growth

- Divide 72 by annual interest rate to find doubling years.
- Example: At 6% return, money doubles in 72 / 6 = 12 years.
- Everyday context: Retirement fund planning.

72 / 6 = 12 years



39 Markup to Margin Conversion

- A 25% markup on cost = 20% gross margin on retail price.
- Example: $80 cost + 25% ($20) = $100 price; $20/$100 = 20%.
- Everyday context: Small business product pricing.

$80 → $100
Margin = 20%



40 Compound Discount Heuristic

- A 20% then 10% consecutive discount is 28% total, not 30% (1 - 0.8 x 0.9 = 0.28).
- Example: $100 - $20 = $80; $80 - $8 = $72.
- Everyday context: Layering retail coupon codes.

Total discount = 28%
Final price = $72



Everyday Conversions, Field Log & Decision Matrix

Mental Math Heuristics 41 to 50: Fractions, Addition and Practical Metrics

Streamline everyday fraction comparisons, addition runs, and unit conversions without paper.

41 Butterfly Cross-Multiplication for Fraction Comparison

a/b vs c/d -> compare a*d to b*c. Example: 5/8 vs 7/11 -> 55 < 56, so 7/11 is larger.
Everyday context:
Comparing recipe ingredient yield ratios.

42 Unit Fraction Sum Heuristic

1/a + 1/b = (a+b)/(a*b).
Example: 1/4 + 1/5 = (4+5)/(4x5) = 9/20.
Everyday context:
Combining two pipe drainage capacities.

43 Complementary Base-100 Subtraction

Subtract left digit from 9, last digit from 10.
Example: 1,000 - 437 -> 9-4=5, 9-3=6, 10-7=3 -> 563.
Everyday context:
Cash register change for a $10.00 bill on a $4.37 tab.

44 Left-to-Right Addition Heuristic

Add hundreds, then tens, then units.
Example: 456 + 278 -> 456+200=656, 656+70=726, 726+8=734.
Everyday context:
Summing grocery receipt subtotals in the aisle.

45 Left-to-Right Subtraction Heuristic

Subtract major pieces first to prevent borrowing errors.
Example: 824 - 356 -> 824-300=524, 524-50=474, 474-6=468.
Everyday context:
Tracking remaining travel miles.

46 Compensation Addition

Round addend up and adjust downward.
Example: 547 + 198 = 547 + 200 - 2 = 745.
Everyday context:
Tallying monthly bills of $547 and $198.

47 Celsius to Fahrenheit Quick Double

C x 2, subtract 10%, add 32.
Example: 25C -> 25x2=50; 50-5=45; 45+32 = 77F.
Everyday context:
Weather adjustment during international travel.

48 Kilograms to Pounds Quick Heuristic

Double the kg and add 10%.
Example: 70 kg -> 140 + 14 = 154 lbs.
Everyday context:
Luggage weigh-in at the flight terminal.

49 Miles to Kilometers Fibonaaci Shifft

Consecutive Fibonacci numbers approximate miles to km (5 mi ~ 8 km, 8 mi ~ 13 km). Example: 34 miles ~ 55 km.
Everyday context:
Reading road distance signage abroad.

50 Feet to Meters Fast Heuristic

Divide feet by 3 and deduct 10% of that quetient.
Example: 30 ft / 3 = 10; 10 - 1 = 9 meters (exact 9.14 m).
Everyday context:
Estimating room furniture dimensions.

Heuristic Selection Matrix & Field Practice Guide

Use this dynamic heuristic selector and working log to diagnose calculation obstacles and build mental speed in everyday settings.

- Pick the heuristic matching the problem pattern before calculating.
- Verify your answer using an alternate shortcut or residue check.

Daily Practice Goal
Spend 5 minutes every morning running five calculations from memory. Track your speed and accuracy below.

Daily Heuristic Selected (e.g., Division by 9 Running Sums)

Target Mental Problem & Left-to-Right Calculation Steps

Sanity Check (Reverse Heuristic or Divisibility Test)

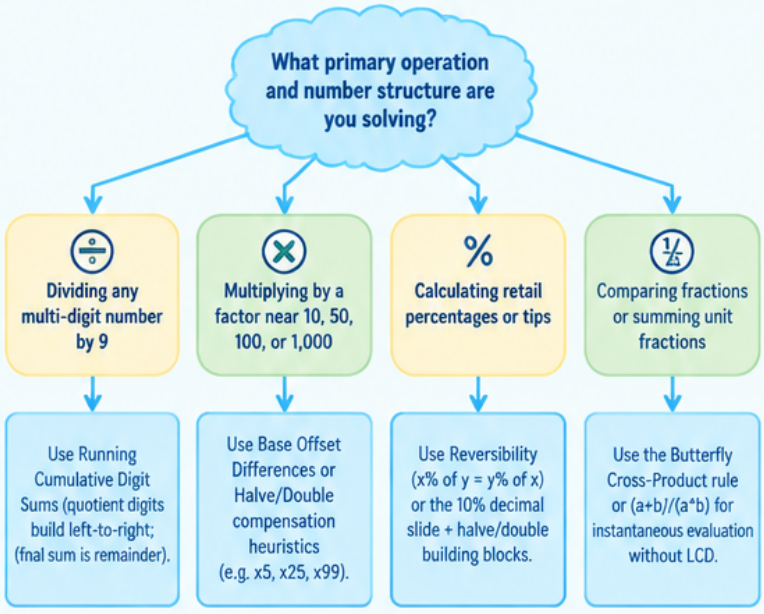

50 MENTAL MATH SHORTCUTS & INSTANT ERROR CHECKS

Math Whiz Cards

Practical Calculation Heuristics & Error Verification Toolkit

Cover & System Architecture



Math Whiz Cards Mental Calculation Engine.
This reference manual presents fifty mathematical mental calculation heuristics, including rapid multiplication, fraction estimation, percentage shortcuts, and arithmetic verification using digital root modulo-9 casting. Each method provides step-by-step instructions, concrete numerical proofs, and everyday practical applications for students, parents, and tutors.

- Modulo-9 arithmetic error auditing in under five seconds
- Fast operational techniques for two-digit and multi-digit arithmetic
- Estimation heuristics for fractions, ratios, and percentages in daily transactions
- Systematic verification procedures for homework validation and standardized testing



Mathematical Scope
All 50 heuristics rely on classical algebraic and number theory identities (such as difference of squares, distributivity over decimal bases, and modulo arithmetic). No specialized hardware or software is required.

Modulo-9 Digital Root Verification Protocols

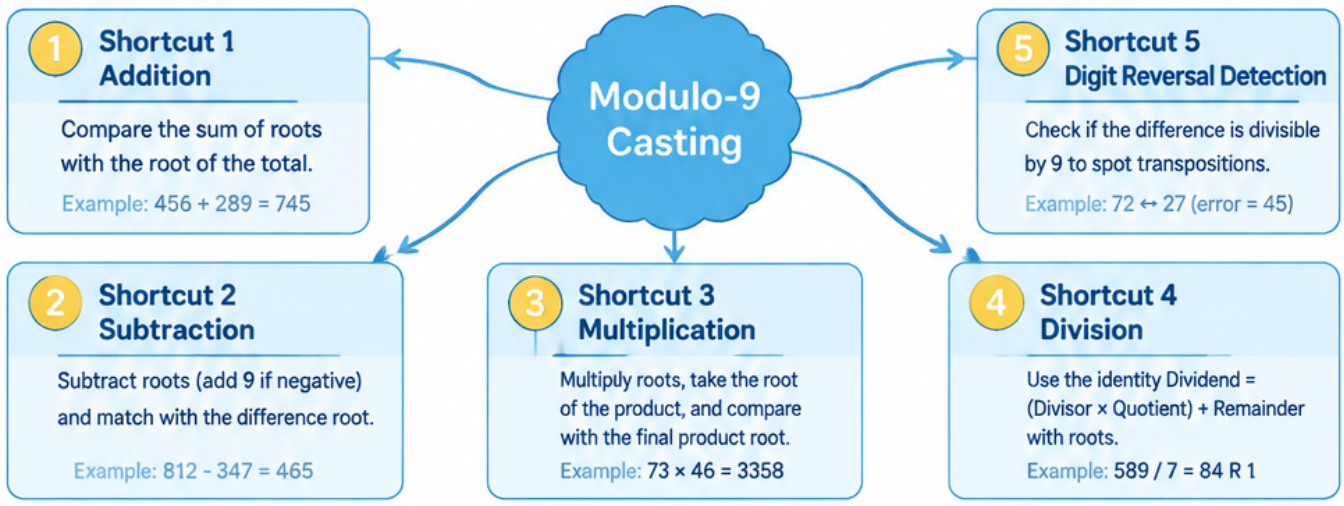

Verification Protocols: Modulo-9 Digital Roots (Shortcuts 1 to 5)

Casting out nines uses digital roots to audit calculations rapidly. A number is congruent to the sum of its digits modulo 9. Sum digits repeatedly until a single digit (1-9) remains, treating 9 or 0 as equivalent to 0 mod 9.

1 Cast Out Nines for Addition

Add the digital roots of each addend and compare with the digital root of the reported sum.

Example: 456 + 289 = 745
Roots: (4+5+6=15→6) + (2+8+9=19→1) = 7.
Reported sum root: 7+4+5=16→7.
Parity check matches.

Practical Context: Verifying grocery bill sub-totals before checkout.

2 Cast Out Nines for Subtraction

Subtract the subtrahend's root from the minuend's root (adding 9 if negative) and match with the difference root.

Example: 812 - 347 = 465
Minuend root: 8+1+2=11→2.
Subtrahend root: 3+4+7=14→5.
(2 - 5 + 9 = 6).
Difference root: 4+6+5=15→6.
Parity check matches.

Practical Context: Reconciling bank balances and account adjustments.

3 Cast Out Nines for Multiplication

Multiply the factor digital roots, take the root of that product, and compare with the final product root.

Example: 73 × 46 = 3358
Roots: (7+3=10→1) × (4+6=10→1) = 1.
Final product root: 3+3+5+8=19→10→1.
Parity check matches.

Practical Context: Checking invoice unit-price extensions.

4 Cast Out Nines for Division

Audit the division identity Dividend = (Divisor × Quotient) + Remainder using roots.

Example: 589 / 7 = 84 R 1
Dividend root: 5+8+9=22→4.
Divisor root: 7.
Quotient root: 8+4=12→3.
Divisor*Quotient = 7*3 = 21→3.
Add remander root: 3 + 1 = 4.
Parity check matches.

Practical Context: Validating per-unit sharing allocations.

5 Instant Digit Reversal Detection

Any transposed adjacnet digits (e.g., writing 54 instead of 45) create an error strictly divisible by 9. Check difference between recorded and expected totals: if (Total_A - Total_B) mod 9 != 0, multiple errors exist; if 0, check for transposition.

Example: Transposing 72 as 27 gives an error of 45 (45 / 9 = 5, where 7 - 2 = 5).

Practical Context: Auditing ledger entry transpositions.

Parity Limitation Note

Digital root verification will detect arithmetic corruption, transpositions, and digit shifts in over 88% of cases, but errors differing by exact multiples of 9 require secondary place-value inspection.

Step-by-Step Application

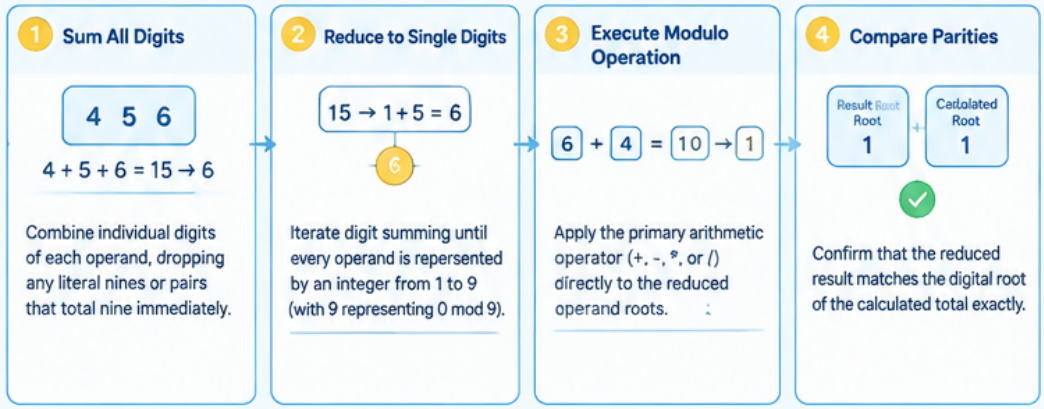

Decision

Does the digital root of your final answer equal the calculated root?

Roots Match

Preceed with high confidence; calculation holds modulo-9 arithmetic parity.

Roots Differ

Halt immediately. An arithmetic error, dropped carry, or sign error is present. Recalculate.

Speed Multiplication Heuristics (Shortcuts 6-18)

Rapid Multiplication Heuristics (Shortcuts 6 to 18)

Algebraic factorizations and base-10 shifts drastically reduce working memory overhead during multi-digit products.

6. Multiply by 11 (Two-Digit)

Sum the two digits and place the result in the middle; carry if sum ×= 10.

Example:
35 × 11 → 3 _ (3+5) _ 5
= 385

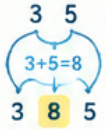

Practical Context: Adding an 10% sales tax plus original base cost.

7. Multiply by 11 (Multi-Digit)

Write ends unchanged; sum consecutive neighboring digits from right to left.

Example:
253 × 11 → 2 _ (2+5) _
(5+3) _ 3 = 2783

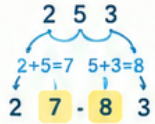

Practical Context: Rapid bulk order scaling.

8. Squaring Numbers Ending in 5

Multiply tens digit n by (n+1), then append 25.

Example:
65^2 → 6*7=42
→ 4225

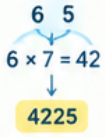

Practical Context: Square-footage calculations for flooring or framing.

9. Multiply Consecutive Numbers Near Base 100

For (100+a)(100+b), result is (100+a+b)*100 + (a*b).

Example:
104 × 107 → (100+4+7=111) appended with (4*7=28) → 11128

	100	4
100	10000	400
7	700	28

Practical Context: Volume pricing with slight surcharges.

10. Numbers Just Below 100

For (100-a)(100-b), result is (100-a-b)*100 + (a*b).

Example:
96 × 97 → (100-4-3=93) appended with (04*03=12) → → 9312

	100	4
100	10000	400
3	300	12

Practical Context: Applying compound volume discount baselines.

11. Difference of Squares for Near-Equidistant Factors

$(a-b)(a+b) = a^2 - b^2$.

Example:
48 × 52 = (50-2)(50+2)
= 2500 - 4 = 2496



Practical Context: Estimating rectangular dimensions with fixed perimeters.

12. Multiply by 5 via Halving

Multiply by 10 then divide by 2.

Example:
84 × 5 = 840 / 2
= 420



Practical Context: Quick labor calculations for 5-day work shifts.

13. Multiply by 25 via Quartering

Multiply by 100 then divide by 4.

Example:
36 × 25 = 3600 / 4
= 900



Practical Context: Handling standard 25-cent coin and token batches.

14. Multiply by 50 via Half-Centenary

Multiply by 100 then divide by 2.

Example:
68 × 50 = 6800 / 2
= 3400

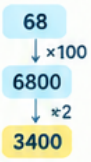

Practical Context: Bulk production line half-hundred batching.

15. Multiply by 12 using Base 10 + Double

Multiply by 10 and add double the original value.

Example:
45 × 12 = 450 + 90
= 540

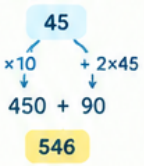

Practical Context: Annualizing monthly utility charges.

16. Multiply by 15 (1.5x Scaling)

Add half the original number to itself, then shift decimal right by one.

Example:
64 × 15 = (64 + 32) × 10
= 960

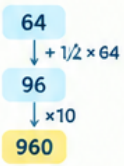

Practical Context: Calculating overtime wages at time-and-a-half.

17. Multiply by 9 via (x*10 - x)

Scale up by 10 and subtract original operand.

Example:
87 × 9 = 870 - 87
= 783



Practical Context: Calculating single item deducts from ten-pack inventory.

18. Multiply by 99 via (x*100 - x)

Scale up by 100 and subtract original operand.

Example:
43 × 99 = 4300 - 43
= 4257



Practical Context: Retail pricing totals ending in 99 cents.

Algebraic Insight

Every multiplication shortcut trades cumbersome column-wise carrying for clean base-10 binomial expansions.

Rapid Division and Subtraction Protocols (Shortcuts 19-30)

Division and Decomposition Principles (Shortcuts 19 to 30)

Division is simplified by factoring denominators, decomposing composite terms, and applying modular divisibility rules.

Left-to-Right Subtraction Decomposition

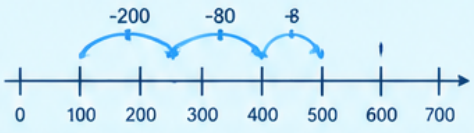

19 Divide by 5 via Doubling

Multiply numerator by 2 and move decimal point left by one.

Example: 315 / 5 = 630 / 10 = 63.

Practical Context: Splitting costs evenly among a five-person group.

315 ÷ 5 —(×2, move 1 left)→ 630 ÷ 10 = 63

20 Divide by 25 via Quadrupling

Multiply numerator by 4 and move decimal left by two places.

Example: 450 / 25 = 1800 / 100 = 18.

Practical Context: Calculating inventory unit counts per quarter-hunderd pack.

450 ÷ 25 —(×4, move 2 left)→ 1800 ÷ 100 = 18

21 Divide by 50 via Doubling per Hundred

Multiply numerator by 2 and move decimal left by two places.

Example: 1350 / 50 = 2700 / 100 = 27.

Practical Context: Evaluating shipping costs per half-hunderdweight.

1350 ÷ 50 —(×2, move 2 left)→ 2700 ÷ 100 = 27

22 Composite Division by Factor Splitting

Divide by a composite divisor (e.g. 18) by dividing successively by its prime factors (9 then 2).

Example: 648 / 18 -> 648 / 9 = 72; 72 / 2 = 36.

Practical Context: Packaging items into secondary containers.

648 ÷ 18 —(÷9)→ 72 —(÷2)→ 36

23 Divisibility by 3 Rule

Sum all digits; if sum is divisible by 3, original is divisible by 3.

Example: 471 -> 4+7=1=12 (divisible by 3) -> 471 / 3 = 157.

Practical Context: Fair partition of inventory into three project shifts.

471 → 4 + 7 + 1 = 12 (divisible by 3) → 471 / 3 = 157

24 Divisibility by 4 Rule

Inspect the last two digits; if divisible by 4, entire number is divisible by 4.

Example: 35,924 -> 24 is divisible by 4, so entire value is.

Practical Context: Quarterly budgeting cycle calculations.

35,924 → last two digits: 24 (divisible by 4)

25 Divisibility by 6 Rule

Check if number is even and sum of digits is divisible by 3.

Example: 852 -> even, 8+5=2=15 (divisible by 3) -> 852 / 6 = 142.

Practical Context: Arranging half-dozen egg packaging or six-pack cartons.

852 → even and 8 + 5 + 2 = 15 (divisible by 3) → 852 / 6 = 142

26 Divisibility by 8 Rule

Inspect the last three digits; if divisible by 8, entire value is divisible.

Example: 17,120 -> 120 / 8 = 15, valid.

Practical Context: Computer memory byte allocation and network packet sizing.

17,120 → last three digits: 120 (divisible by 8)

27 Divisibility by 7 Trunacte and Double

Subtract dovble the last digit from the remaining truncated number.

Example: 364 -> 36 - (4*2) = 28 (multiple of 7) -> 364 / 7 = 52.

Practical Context: Day-of-the-week planning and weekly calendar audits.

364 → 36 - (4 x 2) = 28 (multiple of 7) → 364 / 7 = 52

28 Left-to-Right Subtraction Decomposition

Subtract hundreds, then tens, then units to minimize mental carry debt.

Example: 634 - 288 -> 634 - 200 = 434; 434 - 80 = 354; 354 / 6 = 346.

Practical Context: Calculating register cash change.

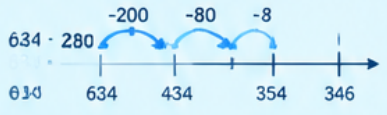

29 Equal Additions Subtraction

Shift both minuend and subtrahend by an identical delta to clear difficult borrowing.

Example: 723 - 489 -> add 11 to both -> 734 - 500 = 234.

Practical Context: Subtracting odometer readings during trip logs.

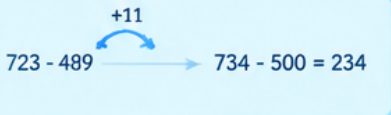

30 Complement Method for Base 1000

To subtract x from 1000, take 9 minos each digit eccept the last, which is taken from 10.

Example: 1000 - 367 -> (9-3=6), (9-6=3), (10-7=3) -> 633.

Practical Context: Giving change from a ten-dollar bill.

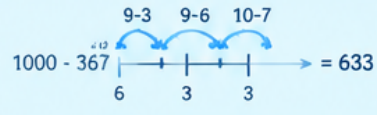

Working Memory Management

Moving from left-to-right aligns calculation order with reading order, allowing real-time order-of-magnitude estimates before finishing exact arithmetic.

Fractions, Rates, and Estimation Engine (Shortcuts 31-42)

Fractions, Decimals, and Real-World Estimation (Shortcuts 31 to 42)

Fractions and proportions govern everyday consumer decisions. Use these shortcuts to eliminate manual common-denominator calculations.

The Butterfly Method



1. Multiply diagonally:
   a · d and b · c
2. Add or subtract
   (depending on the operation).
3. Keep the denominator:
   b · d

31. Cross-Multiplication Butterfly Addition

For $\frac{a}{b} + \frac{c}{d}$, numerator is (**a*d + b*c**), denominator is (**b*d**).

Example:

$$\frac{3/5}{5} + \frac{27}{7} = \frac{21 + 10}{35} = \frac{315}{35}$$

Practical Context:
Combining partial recipes in kitchen prep.



32. Butterfly Subtraction

For $\frac{a}{b} - \frac{c}{d}$, numerator is (**a*d − b*c**), denominator is (**b*d**).

Example:

$$\frac{45}{5} - \frac{13}{3} = \frac{12 - 5}{15} = \frac{7/}{15}$$

Practical Context:
Caluclating residual material from cut fabric lengths.



33. Fraction Comparison Cross-Check

Compare $\frac{A}{B}$ and $\frac{C}{D}$ by checking the products **a*d** versus **b*c.**

Example:
$\frac{5A}{9}$ vs $\frac{711}{13}$ → 5 * 11 = 55 vs 8 * 7 = 56; since 56 > 55, $\frac{?/11}{/11} > \frac{5}{8}$

Practical Context:
Selecting best unit price between two differing package sizes.



34. Benchmark Fraction to Decimal Conversion

Memorize eighths: $\frac{1}{8}$ = 0.125, $\frac{3}{8}$ = 0.375, 5/8 = 0.625, 7/8 = 0.875.

Example:
$\frac{5/8}{5/6}$ of $80 = 5 * $10 = $50.

Practical Context:
Precision hardware and tool sizing in construction.



35. Rapid Unit Fraction Doubling

To divide a unit fraction $\frac{1}{n}$ by 2, double the denominator: 1/(2n).

Example:
Half of $\frac{1}{16}$ cup = $\frac{1}{12}$ cup.

Practical Context:
Downscaling cooking recipes for single pertions.



36. Rapid Unit Rate Estimation

To find price per unit, round price to neerest multiple of quantity.

Example:
3 items for $11.89 → estimate $12.00 / 3 = $4.00 per unit (exact: $3.96).

Practical Context:
Supermarket aisle price checks.



37. Scale Ratios by Decimal Splitting

Scaling a ratio 4:7 by factor 15 → 4*15 : 7*15 → 60 : 105.

Practical Context:
Mixing concrete, fertilizer, or cleaning fluid dilution ratios.



38. Fast Square Roots for Imperfect Squares

Use formula $\sqrt{S} = \sqrt{A} + (S - A) : (2\sqrt{A})$, where A is nearest square.

Example:

$$\sqrt{53} \rightarrow A = 49 \rightarrow 7 + \frac{53 - 49}{2 \cdot 7} = 7.285 \text{ (actual: 7.280)}$$

Practical Context:
Meassuring diagonal clearance for furniture fitting.

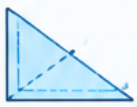

39. Rule of 72 for Investment Doubling

Divide 72 by annual interest rate to find years to double investment.

Example:
At 6% interest, $\frac{72}{6}$ = 12 years to double capital.

Practical Context:
Long-term savings and retirement account projections.



40. Rule of 115 for Investment Tripling

Divide 115 by annual return rate to estimate years to triple funds.

Example:
At 8% return, $\frac{115}{8}$ approx 14.4 years.

Practical Context:
Educational fund planning for young children.



41. Currency Conversion Offset

Multiply by target exchange rate decomposed into a whole namher and easy fractional parts.

Example:
Converting 140 EUR to USD at 1.08 → 140*1 + 140*0.08 = 140 + 11.20 = $151.20.

Practical Context:
Travel expense accounting.



42. Metric to Imperial Speed Heurittic

To convent km/h to mph, multiply by 0.6 (or take 60%).

Example:
110 km/h * 0.6 = 66 mph (actual: 68.3 mph).

Practical Context:
Driving rental vehicles on international highway routes.



Fraction to Decimal Benchmark Guide

Eighths			
$\frac{1}{8}$	$\frac{3}{8}$	$\frac{5}{8}$	$\frac{7}{8}$
0.125	0.375	0.625	0.875

Sixths				
$\frac{1}{6}$	$\frac{2}{6}$	$\frac{3}{6}$	$\frac{4}{6}$	$\frac{5}{6}$
0.167	0.333	0.500	0.667	0.833

Fraction Accuracy Note

Cross-multiplication methods eliminate the need to calculate Least Common Multiples (LCM) up front, yielding instantaneous answers that can be reduced later.

Percentages & Operational Practice Workbook

Percentage & High-Speed Mental Shortcuts (Shortcuts 43 to 50)

Percentages are completely reversible and decompose into simple decimal building blocks (10%, 5%, 1%).

43. Percentage Reversibility (x% of y = y% of x)

Swap terms to make mental calculation trivial.

Example:
16% of 50 = 50% of 16 = 8.

Practical Context:
Calculating sales commissions or tax witholdings.

16% of 50 ⟷ 50% of 16
= 8 = 8

44. 15% Tip Breakdown Heurisitc

Calculate 10% (shift decimal left by one) plas half of that 10% valee.

Example:
15% on $64.00 -> 10% is $6.40; half is $3.20; sum is $9.60.

Practical Context:
Dining bill tipping in full-service hospitality.

10% ($6.40) + Half ($3.20) → 15% ($9.60)

45. 20% Rapid Calculation

Find 10% by shifting decimal left by one and double the result.

Example:
20% of $85.00 -> $8.50 * 2 = $17.00.

Practical Context:
Standard tipping or calculating promotional store discounts.

10% ($8.50) × 2 → 20% ($17.00)

46. Compound Percentage Discount

For sucessive discounts a% and b%, effective discount is (a + b - (a*b)/100)%.

Example:
20% off plus additional 10% off -> 20 + 10 - (200/100) = 28% total discount.

Practical Context:
Clearance outlet seasonal pricing.

20% + 10% − 2% → 28%
(20%×10%/100) total discount

47. 1% and 0.1% Micro-Auditing

Shift decimal two places left for 1%; three palces for 0.1%.

Example:
1% of $3,450 = $34.50.

Practical Context:
Checking daily credit card interest charges or transaction fees.

1% (÷ 100) → 0.1% (÷ 1,000)
$3,450 → $34.50 (1%)

48. Sum of Consecutive Natural Numbers 1 to n

Use Gaussian formula n*(n+1)/2.

Example:
Sum from 1 to 50 = 50*51/2 = 25 * 51 = 1275.

Practical Context:
Calculating tournament bracket match totals or ladder workout repetitions.

$$\frac{n(n+1)}{2} = \text{total}$$

n = 50
total = 1275

49. Square Any Two-Digit Number via (a + b)²

Decompose into $(a+b)^2 = a^2 + 2ab + b^2$.

Example:
42^2 -> $(40+2)^2 = 1600 + 2*(40*2) + 4 = 1600 + 160 + 4 = 1764$.

Practical Context:
Calculating area measurements on building blueprints.

$$(a + b)^2 = a^2 + 2ab + b^2$$

$$42^2 = 1764$$

50. Reciprocal Decimal Multipliers

To divide by numbers ending in decimals, multiply by the exact reciprocal equivalent (e.g., dividing by 0.2 is multiplying by 5; dividing by 0.125 is multiplying by 8).

Example:
44 / 0.125 = 44 * 8 = 352.

Practical Context:
Fluid ounce conversions into gallon units.

÷ 0.125 (same as × 8) → × 8 = 352

Master Heuristic

Every complex calculation can be resolved into base-10 shifts, halves, and doubles.
Mastering these 50 techniques removes paper-and-pencil bottlenecks in everyday tasks.

Mental Math Operational Practice Sheet

Apply the shortcuts to complete each trial problem using mental heuristics only.
Record your mental steps, answer, and verification check.

- **A** Trial A: Calculate 16% of 75 using Pecrentage Reversibility (Shortcut 43).
- **B** Trial B: Multiply 98 by 94 using Near-100 Base Method (Shortcut 10).
- **C** Trial C: Sum 3/8 + 4/9 using Butterfly Addition (Shortcut 31).
- **D** Trial D: Verify 834 * 27 = 22,518 using Modulo-9 Digital Roots (Shortcut 3).

A Trial A: Mental Step Decomposition & Result

B Trial B: Base 100 Deviation Work & Result

C Trial C: Cross-Product Arithmetic & Simplified Result

D Trial D: Modulo-9 Verification Parity Audit

Daily Heuristic Selected for Habit Tracker _____

Mental Math Shortcuts (1–10): Fast Addition & Subtraction

Mental Math Master Deck: Addition & Subtraction Shortcuts (1 to 10)

Core heuristics for lightning-fast mental addition and subtraction using complementary bases and left-to-right processing.

- Shortcut 1: Adding 9, 19, 29 via Base-10 Rounding.
- Shortcut 2: Subtracting 9, 19, 29 via Decade Jump.
- Shortcut 3: Left-to-Right Addition.
- Shortcut 4: Left-to-Right Subtraction.
- Shortcut 5: Subtraction by Adding Up (Cashier's Algorithm).
- Shortcut 6: Compensation Addition.
- Shortcut 7: Subtracting from 1,000 via 'All from 9 and the Last from 10'.
- Shortcut 8: Pair Balancing to 100.
- Shortcut 9: Telescoping Near-Double Addition.
- Shortcut 10: Running Clustered Averages.

1 Adding 9, 19, 29 via Base-10 Rounding

Add the nearest decade and subtract the offset.

Example:
47 + 19 = 47 + 20 - 1 = 66

Practical Context: Quick retail purchase adjustments.

2 Subtracting 9, 19, 29 via Decade Jump

Subtract the next decade and add the complement.

Example:
83 - 29 = 83 - 30 + 1 = 54

Practical Context: Register cash change checks.

3 Left-to-Right Addition

Combine highest place values first.
Example:
64 + 78 = (60 + 70) + (4 + 8) = 130 + 12 = 142

Practical Context: Instant grocery cart running totals.

4 Left-to-Right Subtraction

Subtract tens then units.

Example:
92 - 37 = (92 - 30) - 7 = 62 - 7 = 55

Practical Context: Estimating remaining driving distance.

Addition & Subtraction Mental Math

5 Subtraction by Adding Up (Cashier's Algorithm)

Count upward from the subtrahend to the minuend.

Example:
100 - 64 -> 64 to 70 (+6), 70 to 100 (+30), total 36.

Practical Context: Making exact change without paper.

6 Compensation Addition

Shift a value to form a clean multiple of 10.

Example:
38 + 57 = (38 + 2) + (57 - 2) = 40 + 55 = 95

Practical Context: Quick inventory balancing.

7 Subtracting from 1,000 via 'All from 9 and the Last from 10'

Subtract each digit from 9 and final non-zero digit from 10.

Example:
1,000 - 467 -> 9-4=5, 9-6=3, 10-7=3 -> 533.

Practical Context: Financial account balance remaining after purchase.

8 Pair Balancing to 100

Identify 100-complements instantly.

Example:
73 needs 27 to make 100; 54 needs 46.

Practical Context: Budgeting exact round totals from discounts.

9 Telescoping Near-Double Addition

Convert close numbers to a double plus/minus difference.

Example:
36 + 37 = (36 * 2) + 1 = 73.

Practical Context: Doubling recipes with small surplus quantities.

10 Running Clustered Averages

Anchor around an assumed common base and sum local deviations.

Example:
98 + 104 + 101 -> base 100 with deviations -2, +4, +1 = +3 -> Total 303.

Practical Context: Fast tallying of standard survey scores.

Speed Addition Principle

Always prioritize reducing cognitive load: convert awkward unit additions into decade increments followed by single-digit compensation.

Multiplication & Squaring Shortcuts

Mental Math Shortcuts (11-20): Speed Multiplication & Squaring

Multiplication Heuristics & Speed Squaring (11 to 20)

High-efficiency mental multiplication patterns exploiting place-value symmetry, factor breaking, and algebraic identities.

- Shortcut 11: Multiplication by 5 (Half and Decade).
- Shortcut 12: Division by 5 (Double and Shift).
- Shortcut 13: Multiplication by 4 (Double-Double).
- Shortcut 14: Division by 4 (Half-Half).
- Shortcut 15: Multiplication by 9 (Decade Minus Self).
- Shortcut 16: Multiplication by 11 (Two-Digit Spread).
- Shortcut 17: Multiplication by 11 with Regrouping.
- Shortcut 18: Squaring Numbers Ending in 5.
- Shortcut 19: Multiplication by 15 (Add Half and Multiply by 10).
- Shortcut 20: Multiplication by 25 (Double-Halve Decade).

Algebraic Foundation

Squaring numbers ending in 5 works because $(10n + 5)^2 = 100n(n+1) + 25$.

The tens digit multiplied by its successor always defines the hundreds segment.

11 Multiplication by 5 (Half and Decade)

Multiply by 10 and divide by 2.

Example:

$48 \times 5 = (48 \times 10) / 2$

$= 480 / 2 = 240$

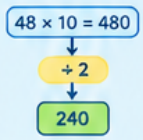

Practical Context: Estimating 5-day work week hour totals.

12 Division by 5 (Double and Shift)

Double the number and divide by 10.

Example:

$230 / 5 = (230 \times 2) / 10$

$= 460 / 10 = 46$

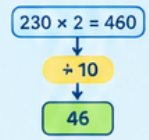

Practical Context: Splitting restaurant tips evenly across 5 shifts.

13 Multiplication by 4 (Double-Double)

Double the number twice consecutively.

Example:

$34 \times 4 \rightarrow 34 \times 2 = 68$

$\rightarrow 68 \times 2 = 136$



Practical Context: Calculating quarterly subscription expenses.

14 Division by 4 (Half-Half)

Halve the number twice consecutively.

Example:

$216 / 4 \rightarrow 216 / 2 = 108$

$\rightarrow 108 / 2 = 54$



Practical Context: Splitting group event fees into four equal quarters.

15 Multiplication by 9 (Decade Minus Self)

Multiply by 10 and subtract the original number.

Example:

$43 \times 9 = (43 \times 10) - 43$

$= 430 - 43 = 387$

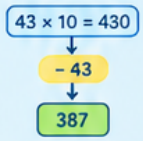

Practical Context: Pricing 9 recurring unit items.

16 Multiplication by 11 (Two-Digit Spread)

Place the sum of the digits between the digites.

Example:

$35 \times 11 \rightarrow 3\_\_5$

with middle $(3+5=8) = 385$

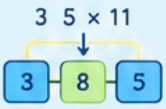

Practical Context: Quick unit bulk invoicing.

17 Multiplication by 11 with Regrouping

Carry over if the sum exceeds 9.

Example:

$78 \times 11 \rightarrow 7\_\_8$

with middle $7+8=15 \rightarrow (7+1)\_5\_8 = 858$



Practical Context: Estimating hourly labor at 11 weeks.

18 Squaring Numbers Ending in 5

Multiply tens digit n by (n+1) and append 25.

Example:

$65^2 \rightarrow 6 * 7 = 42$

$\rightarrow 4225$

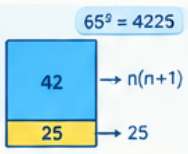

Practical Context: Square area calculation for flooring tiles.

19 Multiplication by 15 (Add Half and Multiply by 10)

Add half of the value to isteff, then add a cero.

Example:

$44 \times 15 \rightarrow 44 + 22 = 66$

$\rightarrow 660$

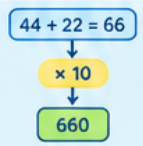

Practical Context: Standard 15% gratuity calculation.

20 Multiplication by 25 (Double-Halve Decade)

Divide by 4 and multiply by 100.

Example:

$36 \times 25 = (36 / 4) \times 100$

$= 9 \times 100 = 900$

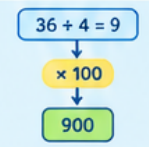

Practical Context: Estimating quarter-dollar coin bundles.

Mental Math Shortcuts (21-30): Base Systems & Symmetric Differences

Advanced Factors, Base Multiplications & Differences (21 to 30)

Algebraic shortcuts for paired products near power-of-10 bases and symmetric difference formulas.

21 Multiplying Numbers Just Over 100

$(100 + a)(100 + b) = 100 + a + b$ with ab appended.

Example:
104 * 107 = (100 + 4 + 7) followed by (4 * 7) = 11,128.

104 × 107
100 + 4 + 7
↓
11,128

Practical Context:
Multi-year interest markup estimations.

22 Multiplying Numbers Just Under 100

Base deficits subtracted from total.

Example:
96 * 97 -> Deficits are 4 and 3 ->
Base: 96 - 3 = 93;
Product: (-4) * (-3) = 12 -> 9,312.

96 × 97
Deficits: 4, 3
Base: 96 - 3 = 93
↓
9,312

Practical Context:
Discount rate compound checks.

23 Difference of Squares for Near-Symmetric Products

$(x - d)(x + d) = x^2 - d^2$.

Example:
42 * 38 = (40 + 2)(40 - 2) =
1600 - 4 = 1596.

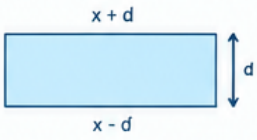

Practical Context:
Quick metric dimensions conversions.

24 Multiplying with Equal Tens and Units Adding to 10

Multiply tens digit n by (n + 1) and append unit product.

Example:
43 * 47 -> 4 * 5 = 20,
3 * 7 = 21 -> 2021.

43 × 47
4 * 5 = 20
3 * 7 = 21
↓
2021

Practical Context:
Packaging volume estimation.

25 Multiplication by 12 (Decade plus Double)

Multiply by 10 and add double the original value.

Example:
27 * 12 = 270 + 54 = 324.

27 × 12
270 + 54
↓
324

Practical Context:
Dozen-pack bulk supply counts.

26 Multiplying by 99 (Hundred Minus Self)

Multiply by 100 and subtract the base value.

Example:
56 * 99 = 5600 - 56 = 5544.

56 × 99
5600 - 56
↓
3534

Practical Context:
Invoicing wholesale prices at $0.99 unit brackets.

27 Factor Halving and Doubling

Double one factor whihe halving the other to simplify.

Example:
35 * 16 = 70 * 8 = 560.

35 × 16
70 * 8
↓
560

Practical Context:
Calculating bulk material weight in batches.

28 Multiplying by 50 (Half Decade)

Halve the number and multiply by 100.

Example:
74 * 50 = (74 / 2) * 100 = 3700.

74 × 50
74 / 2 = 37
37 * 100
↓
3700

Practical Context:
Quick payroll estimation for bi-weekly 50-hour ceilings.

29 Multiplication by 125 (Eighth and Thousand)

Divide by 8 and multiply by 1000.

Example:
64 * 125 = (64 / 8) * 1000 = 8000.

64 × 125
64 / 8 = 8
8 * 1000
↓
8000

Practical Context:
Metric liquid volume batching (125 mL portions).

30 Near-Square Adjustments

Use n^2 to find $(n + 1)^2$ via $n^2 + n + (n + 1)$.

Example:
$30^2 = 900$ -> $31^2 = 900 + 30 + 31 = 961$.

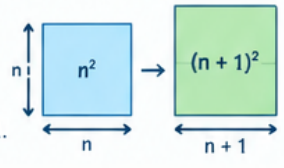

Practical Context:
Structural floor plan expansion checks.

Mental Math Shortcuts (31–40): Fractions, Percentages & Divisibility

Fractions, Ratios, Percentages & Divisibility (31 to 40)

Mental benchmarks for lightning conversion between percentages, fractional benchmarks, and instantaneous divisibility testing.

31. Percentage Reversibility

- x% of y = y% of x.
- Swap numbers to make mental evaluation trivial.

Example:
16% of 50 = 50% of 16 = 8.

Practical Context:
Sales tax and discount computation.

32. 10% and 1% Building Blocks

- Shift decimals left one or two positions and sum.

Example:
15% of $84 = 10% ($8.40) + 5% ($4.20) = $12.60.

Practical Context:
Fast dining tip calculation.

33. 20% Shortcut via Decimal Double

- Move decimal one spot left and double.

Example:
20% of $65 = 6.5 * 2 = $13.

Practical Context:
Standard tip estimation.

34. 33.33% and 66.7% Approximations

- Treat as exact thirds (1/3 and 2/3).

Exemple:
33.3% of 240 = 240 / 3 = 80.

Practical Context:
Estimating project completion milestones.

35. Butterfly Method for Comparing Fractions

- Cross-multiply diagonals to compare order without common denominatior reduction.

Example:
4/7 vs 5/9 -> (4*9=36) vs (7*5=35), so 4/7 is larger.

Practical Context:
Comparing ingredient or material package deals.

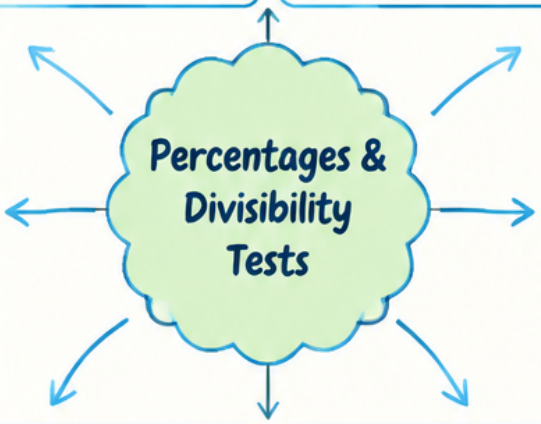

36. Divisibility by 3 and 9

- Sum digits; if the sum is divisible by 3 (or 9), the number is too.

Example:
4,824 -> 4+8+2+4=18 (divisible by 9 and 3).

Practical Context:
Splitting dinner bills evenly among 3 or 9 diners.

37. Divisibility by 4 via Last Two Digits

- Examine only the final two digits.

Example:
5,736 -> 36 is divisible by 4, so 5,736 is divisible by 4.

Practical Context:
Grouping items into packages of four.

38. Divisibility by 6 (Even and Sum of 3)

- Check if number is even and its digit sum is a multiple of 3.

Example:
522 -> even and 5+2+2=9 (divisible by 6).

Practical Context:
Scheduling 6-hour team coverage rotations.

39. Divisibility by 8 via Last Three Digits

- Halve the last three digits three times evenly.

Example:
3,128 -> 128 / 2 = 64 / 2 = 32 / 2 = 16 (divisible by 8).

Practical Context:
Checking warehouse packing pallets holding 8 units.

40. Divisibility by 11 Alternating Sum

- Subtract and add alternating digits from right to left, check if multiple of 11.

Example:
8,195 -> (5 - 9 + 1 - 8) = -11 (divisible by 11).

Practical Context:
Validating serial numbers and barcode checksums.

Butterfly Method for Comparing Fractions

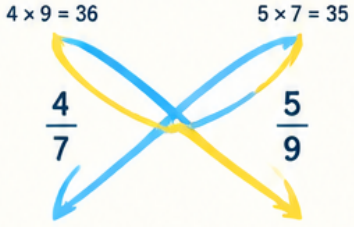

36 > 35 → 4/7 is larger

Steps:

1. Cross-multiply the diagonals.
2. Compare the products.
3. The larger product means the larger fraction.

Common Mistake:
Don't reduce to a common denominator first.

Digit Sum for Divisibility (Example: 4,824)

1. 4 + 8 + 2 + 4 = 18 (sum of digits)
2. 1 + 8 = 9 (sum of digits again)
3. 9 is divisible by 3 and 9 (so 4,824 is too)

Remember:
If the digit sum is divisible by 3 (or 9), the number is divisible by 3 (or 9).

Mental Math Shortcuts (41-50): Estimations & Everyday Conversion Rules

Estimation, Roots & Daily Conversion Mental Rules (41 to 50)

Rapid approximations for everyday math, finance estimates, geometry shortcuts, and square roots.

41. Rule of 72 for Investment Doubling

Divide 72 by annual growth rate to find doubling years.

Example:
6% return doubles money in 72 / 6 = 12 years.

Practical Context:
Personal retirement savings projections.

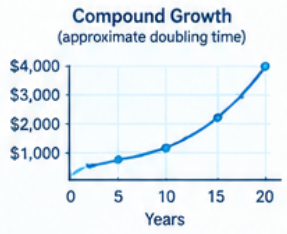

42. Rule of 115 for Investment Tripling

Divide 115 by growth rate to find tripling years.

Example:
10% return triples capital in 115 / 10 = 11.5 years.

Practical Context:
College fund growth planning.



43. Fast Celsius to Fahrenheit Conversion

Double Celsius, subtract 10%, and add 32.

Example:
25°C -> (25 * 2) = 50 -> 50 - 5 = 45 + 32 = 77°F

Practical Context:
International travel weather adjustments.

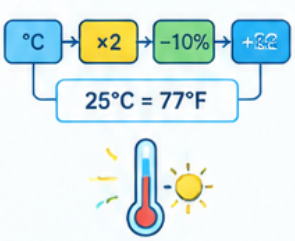

44. Fast Fahrenheit to Celsius Conversion

Subtract 32, add 10%, and halve.

Example:
68°F -> 68 - 32 = 36 -> (36 + 3.6) / 2 approx 19.8°C (exact 20°C).

Practical Context:
Culinary oven temperature conversion.

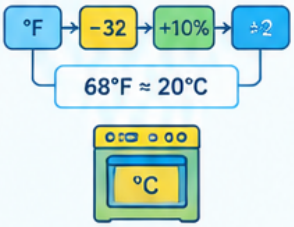

45. Miles to Kilometers via Fibonacci Progresion

Consecutive Fibonacci terms approximate km to miles ratio.

Example:
5 miles approx 8 km;
8 miles approx 13 km;
13 miles approx 21 km.

Practical Context:
Road trip distance benchmarks.

Miles	Kilometers
5	8
8	13
13	21



46. Estimating Square Roots of Non-Squares

Find nearest square a^2, then approx $\sqrt{N} = a + (N - a^2) / (2a)$.

Example:
$\sqrt{53}$ -> near 49 (a=7) -> 7 + (53-49) / (14) = 7 + 4/14 = 7.28.

Practical Context:
Carpentry diagonal estimates.

$$N = 53$$

$$a^2 = 49 \quad (a = 7)$$

$$\sqrt{53} \approx 7 + \frac{53 - 49}{14}$$

$$= 7 + \frac{4}{14}$$

$$= 7.28$$



47. Rule of Thirds for Tip Calculation

15% tip equals bill divided by 10 plus half that amount.

Example:
$60 bill -> 10% is $6.00, half is $3.00, total tip $9.00.

Practical Context:
Rapid restaurant payments.

15% = 10% + 5%

$60 ÷ 10 = $6.00
$6.00 ÷ 2 = $3.00
$6.00 + $3.00 = $8.00



48. Rapid Sales Tax Estimation (e.g., 8.25%)

Take 8% as 10% minas 2%, then add small buffer.

Example:
$50 purchase at 8% = $5.00 - $1.00 = $4.00.

Practical Context:
Checking retail counter totals before card swipe.

8% ≈ 10% − 2%

10% of $50 = $5.00
2% of $50 = $1.00
8% of $50 = $4.00



49. Circle Perimeter / Circumferance Rapid Estimation

Multuply diameter by 3 and add one-eighth of the product.

Example:
8-inch diameter pan -> 8 * 3 = 24 + 1 = 25.1 inches (pi*8 = 25.13).

Practical Context:
Crafting and circular garden edging.

$$C \approx 3d + \frac{1}{8}d$$

$$d = 8$$

$$C \approx 3(8) + 1 = 25.1$$



50. Golden Ratio (1.6) Scaling

Multiply by 1.6 by adding half and one-tenth.

Example:
Scale 40 units -> 40 + 20 (half) + 4 (tenth) = 64 units.

Practical Context:
Graphic layout scaling and photo framing.

× 1.6 = + 0.5 + 0.1

40 + 20 + 4 = 64

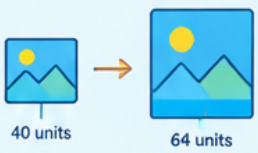

Algorithmic Calendar Calculation: Conway's Doomsday Rule

Algorithmic Calendar Day Calculation: Conway's Doomsday Rule

Conway's Doomsday algorithm enables you to determine the day of the week for any Gregorian calendar date mentally within seconds. Every year shares an anchor day called its 'Doomsday' across consistent calendar dates.

- **Day of Week Code:** Sunday = 0, Monday = 1, Tuesday = 2, Wednesday = 3, Thursday = 4, Friday = 5, Saturday = 6.
- **Century Anchors:** 1800s = Friday (5), 1900s = Wednesday (3), 2000s = Tuesday (2), 2100s = Sunday (0). Cycle repeats every 400 years.
- **Standard Month Anchor Dates** (Always share the year's Doomsday): 4/4, 6/6, 8/8, 10/10, 12/12.
- Odd Month Mnemonic Anchors: 'I work 9 to 5 at the 7-11' → 9/5 (Sept 5), 5/9 (May 9), 7/11 (July 11), 11/7 (Nov 7).
- **Early Month Anchors:** March is always 'March 0' (last day of Feb: Feb 28 common, Feb 29 leap); January 3 (common) or Jan 4 (leap); February 28 (common) or Feb 29 (leap).

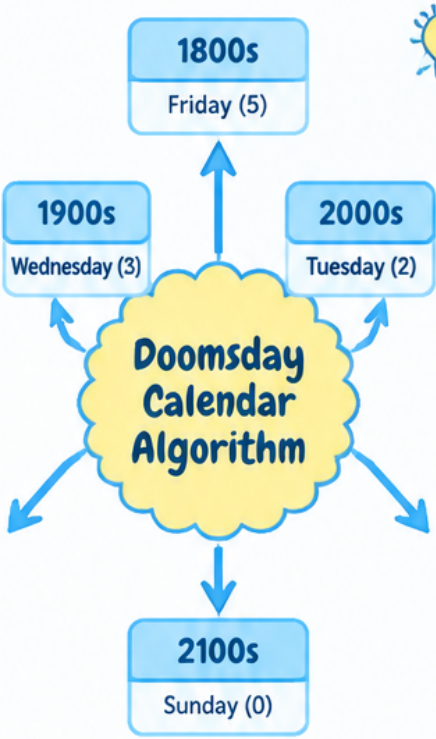

Core Doomsday Formula

Year Doomsday = [Century Anchor + y + **floor(y / 4)**] **mod 7**, where y is the last two digits of the year.

Monthly Anchor Dates

Jan	Feb	Mar	Apr
3/4 (see leap year rule)	28/29 (see leap year rule)	0 (last day of Feb)	4/4
May	**Jun**	**Jul**	**Aug**
5/9	6/6	7/11	8/8
Sep	**Oct**	**Nov**	**Dec**
9/5	10/10	11/7	12/12

= Anchor date (shares the year's Doomsday)

Step-by-Step Calculation Process

1 Step 1: Identify the Century Anchor

For years 2000-2099, the anchor is Tuesday (2). For 1900-1999, the anchor is Wednesday (3).

2 Step 2: Calculate Year Offset

Take the last two digits **y** of the year. Compute **y + floor(y / 4)**. Divide by 7 and keep the remainder **(mod 7)**. Add to Century Anchor.

Example (2025):
y = 25 → 25 + floor(25 / 4) = 25 + 6 = 31.
31 mod 7 = 3. Century anchor (2000s) = 2.
Year Doomsday = 2 + 3 = 5 (Friday).

3 Step 3: Select the Closest Month Anchor

Identify the nearest anchor date for the target month (e.g., July 11, August 8, October 10).

4 Step 4: Shift Days Modulo 7

Calculate the day difference between the target date and the month anchor. Add this offset to the year's Doomsday to find the exact day of the week.

Example: July 11, 2025
Month anchor (July) = 7/11. Day difference = 0.
Final day = 5 (Friday).

Leap Year Decision Tree

Is the target year a leap year (divisible by 4, except century years not divisible by 400)?

- **Yes (Leap Year)** → Use January 4 and February 29 as the month anchors for January and February.
- **No (Common Year)** → Use January 3 and February 28 as the month anchors for January and February.

Leap Year
Jan 4 / Feb 29

Common Year
Jan 3 / Feb 28

Doomsday Rule: Worked Historical Examples & Practice Matrix

Doomsday Calendar Worked Examples & Practice Matrix

Step-by-step applications of the Doomsday algorithm for real historical and future dates, followed by practical practice rows.

Worked Example A:
July 20, 1969 (Apollo 11 Moon Landing)

1. 1900s Anchor = Wednesday (3).
2. Year 69: 69 + floor(69/4) = 69 + 17 = 86.
   86 mod 7 = 2. Year Doomsday = 3 + 2 = 5 (Friday).
3. July anchor is 7/11 (July 11).
4. Offset: 20 - 11 = 9 days. 9 mod 7 = 2.
5. Day = Doomsday (5) + 2 = 7 mod 7 = 0 (Sunday).



Apollo 11 landed on Sunday.

Worked Example B:
October 31, 2024

1. 2000s Anchor = Tuesday (2).
2. Year 24: 24 + floor(24/4) = 24 + 6 = 30.
   30 mod 7 = 2. Year Doomsday = 2 + 2 = 4 (Thursday).
3. October anchor is 10/10 (Oct 10).
4. Offset: 31 - 10 = 21 days = 0 mod 7.
5. Day = Thursday + 0 = Thursday.



Halloween 2024 is on Thursday.

Practice Protocol

For each practice item below, write out the year calculation, target anchor date, and final weekday code to cement mental fluency.

Practice Date 1: December 25, 2025 (Anchor: 12/12) -> Day Calculation:

Practice Date 2: July 4, 1776 (Anchor: 7/11, 1700s Anchor=Sunday) -> Day Calculation:

Practice Date 3: Your Next Birthday -> Day Calculation:

Tip

Break the problem into steps: year → anchor → offset → final day.

Cubic Root Extraction Guide

Heuristic Overview & Mathematical Foundations

This calculation shortcut computes the exact cube root of any perfect cube up to 1,000,000 in seconds mentally. Because cubing single-digit integers yields a strictly menotontic function whose terminal digits form a complete bijection (1-to-1 mapping) modulo 10, the terminal digit of the radicand uniqeely determenes the units digit of the root. The remaining leading digits are bounded against standard single-digit cubic beenkmants to iselate the tens digit.

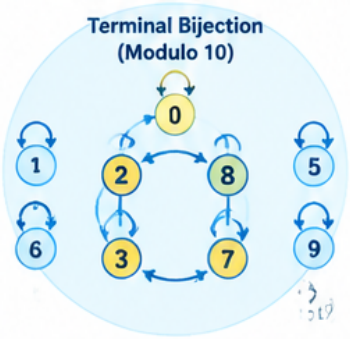

- **Unique Terminal Mapping:** $0^3=0$, $1^3=1$, $2^3=8$, $3^3=7$, $4^3=4$, $5^3=5$, $6^3=6$, $7^3=3$, $8^3=2$, $9^3=9$.
- Notice that 0, 1, 4, 5, 6, and 9 retain their identity in the terminal place.
- **Complementary Pairs:** 2 maps to 8, 8 maps to 2; 3 maps to 7, 7 maps to 3 (each pair sums to 10).
- **Cubic Benchmarks (1-9):** $1^3=1$, $2^3=8$, $3^3=27$, $4^3=64$, $5^3=125$, $6^3=216$, $7^3=343$,

Exact Cube Requirement
This rapid mental algorithm requires the input number to be a certified perfect cube of an integer from 10 to 99. If applied to non-cube values, it isolates the integer floor of the root but will not yield exact fractional components.

Single-Digit Cubes (Reference)

n	1	2	3	4	5	6	7	8	9
n^3	1	8	27	64	125	216	343	512	729

Step-by-Step Extraction Algorithm

Execute this two-stage mental separation sequence from right to left to evaluate cube reots rapidly without scratch paper.

Mental Grouping Rule
Always discard exactly thore digits from the right when evaluating the tens place. The cubic scaling factor $10^3 = 1{,}000$ ensures that any tens digit t generaties a cubic base of $t^3 \times 1{,}000$.

1 Step 1: Determine the Units Digit
Inspect the final digit of the given perfect cube. Map it directly using the terminal rule: if it ends in 2, write 8; if 8, write 2; if 3, write 7; if 7, write 3. For all other end digits (0, 1, 4, 5, 6, 9), retain the identical digit.

2 Step 2: Strike the Thousands Triplet
Mentally eliminate the last there digits of the number (the hundreds, tens, and units places). This isolates the thousands group.

3 Step 3: Locate the Bounding Cubic Benchmark
Observe the remaining digits to the left. Identify the largest integer cube (1, 8, 27, 64, 125, 216, 343, 512, 729) that is less than or equal to this remaining number. The base of that cube is your tens digit.

4 Step 4: Combine the Digits
Place the tens digit before the units digit. The resulting two-digit integer is the exact cube root.

Decision Logic: Resolving the Units Digit

Use this branch structure to instantly convert the terminal digit of the radicand into the terminal digit of the root.

What is the terminal (final) digit of the target perfect cube?

Ends in 0, 1, 4, 5, 6, or 9	Set the root's units digit equal to that idenilical terminal digit (e.g, ...4 yields 4; ...6 yields 6).
Ends in 2 or 8	Take the ten's complement: if radicand ends in 2, units digit is 8; if it ends in 8, units digit is 2.
Ends in 3 or 7	Take the ten's complement: if radicand ends in 3, units digit is 7; if it ends in 7, units digit is 3.

Worked Practical Demonstrations

Inspect two complete worked examples demonstrating real-world speed extraction.

- **Example A:** Evaluate $\sqrt[3]{314{,}432}$. The number terminates in 2, which pairs uniquely to 8. Striking the last three digits (432) leaves 314. The nearest cube not exceeding 314 is 216 (since $6^3 = 216 < 314 < 343 = 7^3$). The tens digit is 6. Combining yields 68. Check: $68^3 = 314{,}432$.
- **Example B:** Evaluate $\sqrt[3]{79{,}507}$. The number terminates in 7, which pairs uniquely to 3. Discarding the triplet 507 leaves 79. The largest cube below 79 is 64 ($4^3 = 64 < 79 < 125 = 5^3$). The tens digit is 4. Combining yields 43. Check: $43^3 = 79{,}507$.

Real-World Application Context
Rapid cubic root extraction is frequently used in physical engineering and volumetric calculations, such as estimating interior tank edge lengths from cubic capacity, scaling structural models, and verifying geometric scaling factors during mental checks.

Targeted Calculation Drill Sheet

Apply the extraction algorithm to determine the exact two-digit cube roots for each listed value below. Record your mental steps.

1	Radicand 1: $\sqrt[3]{175{,}616}$	Terminal Digit Match: _____	Remaining Prefix & Cube Root: _____
2	Radicand 2: $\sqrt[3]{592{,}704}$	Terminal Digit Match: _____	Remaining Prefix & Cube Root: _____
3	Radicand 3: $\sqrt[3]{91{,}125}$	Terminal Digit Match: _____	Remaining Prefix & Cube Root: _____
4	Radicand 4: $\sqrt[3]{830{,}584}$	Terminal Digit Match: _____	Remaining Prefix & Cube Root: _____
5	Radicand 5: $\sqrt[3]{24{,}389}$	Terminal Digit Match: _____	Remaining Prefix & Cube Root: _____

50 Mental Math Shortcuts

50 Mental Math Shortcuts & Rapid Heuristics Guide

Mental Math Mastery: Overview & Practical Heuristics

This manual equips students, parents, and tutors with 50 discrete mental calculation shortcuts designed for rapid real-world problem solving: Mental mathematics is not about rote memorization; it relies on decomposing numbers using mathematical principles suck as the distributive, associative, and commmative properties. These strategies minimize cognitive load, eliminate standard borrowing errors across bases, and deliver dependable answers in seconds.

Mental Calculation Mindset

Never write down intermediary numbers when applying these heurristics. Hold the principal base chunk in mind and adjust the delta.

TIP

1. **Core Rule 1:** Always identify whether numbers are near a base of 10, 50, 60, or 100 before computing.
2. **Core Rule 2:** Decompose compound factors into simple sums or differences (e.g., multiply by 12 as 10 plus 2).
3. **Core Rule 3:** Use complementary arithmetic across irregular bases (such as sixty-minute time increments).

Practical Steps

1. **Scan the Operands**
   Examine the numbers to identify structural proximity to convenient powers or factors.
2. **Deconstruct and Recombine**
   Partition into manageable sub-operations and aggregate the final result mentally.

Complementary Time & Base-60 Subtraction

Standard vertical subtraction across hour thresholds frequently causes mistakes due to borrowing in base 10 instead of base 60. Complementary subtraction solves this by bridging the elapsed minutes directly: compote the complement to 60 for the starting time, then add the target remainder past the next hour.

- Eliminates regrouping confusion when calculating elapsed duration across clock boundaries.
- Complement formula: For start minute M1 and end minute M2 in the adjecent hour, Duration = (60 - M1) + M2.
- Extends readily to multi-hour spans by counting whole intermediary hours.

Core Reference Heuristic: Over-the-Hour Bridging

If a train departs at 3:47 PM and arrives at 4:22 PM, compute (60 - 47) = 13 minutes to 4:00 PM, then add 22 minutes.
Total elapsed time = 13 + 22 = 35 minutes.

Common Mistake

Subtracting 22 - 47 directly (which gives a negative result) instead of using the complement to 60.

Practical Steps

1. **Step 1: Compute the Base-60 Complement**
   Take the starting minute and subtract it from 60 to find the bridge minutes to the top of the hour.
2. **Step 2: Add Target Minute Remainder**
   Take the minutes past the new hour and add them to the bridge minutes.
3. **Step 3: Account for Whole Intermediate Hours**
   If the interval spans multiple hours, count complete elapsed hour blocks between the two hour markers.

Decision

Does the elapsed duration span across an hour mark?

- **Within the same hour** (e.g., 2:14 to 2:48)
  Subtract directly using base 10: 48 - 14 = 34 minutes.
- **Across an hour mark** (e.g., 2:48 to 3:25)
  Bridge to 60: (60 - 48) + 25 = 12 + 25 = 37 minutes.

Shortcuts 1 to 20:
Addition, Subtraction & Multiplication

Speed Shortcuts 1 to 10: Addition, Subtraction & Base Bridging

These ten mental shortcuts establish fast base bridging and compensation for daily sums, differences, and time intervals.

1. Over-the-Hour Bridging: (60 - M1) + M2 for time differences.

Example: 8:42 to 9:15 = 18 + 15 = 33 min.

Application: Transit and cooking timers.



18 + 15 = 33 min

2. Add by Making Tens: Shift units between addends.

Example: 38 + 47 = (38 + 2) + 45 = 85.

Application: Quick register tally.

38 + 47
= (38 + 2) + 45
= 40 + 45
= 85

3. Subtract by Adding Up (Cashier Heuristic): Count up from subtrahend to minuend.

Example: 100 - 64 → 64 + 6 = 70, 70 + 30 = 100, answer 36.

Application: Calculating cash change.



36

4. Left-to-Right Addition: Add hundreds, then tens, then units.

Example: 456 + 231 = 600 + 80 + 7 = 687.

Application: Inventory counts.

456
+ 231
687

5. Compensation for Near-Tens: Ronnd up to nearest ten and subtract delta.

Example: 74 - 29 = 74 - 30 + 1 = 45.

Application: Price reductions.

74 - 29
= 74 - 30 + 1
= 45

6. Subtraction Across Base 1000 (All from 9, Last from 10): Subtract non-final digits from 9, last nonzero from 10.

Example: 1,000 - 437 → 9-4=5, 9-3=6, 10-7=3 → 563.

Application: Budget balances.

1,000 - 437
= 563

7. Multi-Hour Bridging Heuristic: Base-60 bridge plus whole hours.

Example: 9:45 AM to 1:15 PM = 15 min to 10:00, 3 whole hours, 15 min to 1:15 = 3 hr 30 min.

Application: Work shift logs.

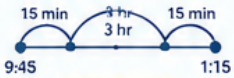

3 hr 30 min

8. Double & Half Difference Pairing: Balance addends arond a midpoint.

Example: 46 + 54 = 50 + 50 = 100.

Application: Grouping pairs in accounting.

46 + 54
= 50 + 50
= 100

9. Subtracting Two-Digit Reversals: Difference between AB and BA is 9 times (A - B).

Example: 73 - 37 = 9 * (7 - 3) = 36.

Application: Reconciling ledger transposition errers.

73 - 37
= 9 * (7 - 3)
= 36

10. Bridging Century Marks: Cross hundreds using positive complements.

Example: 294 + 88 = 300 + 82 = 382.

Application: Running score tracking.

294 + 88
= 300 + 82
= 382

Speed Shortcuts 11 to 20: Multiplication Fundamentals

These ten techniques decompose single- and double-digit multiplication into rapid additive or bitwise operations.

11. Multiplying by 5 (Half and Shift): Divide by 2, multiply by 10.

Example: 48 * 5 = (48 / 2) * 10 = 240.

Application: Hourly rate estimation.

48 / 2 = 24
24 * 10 = 240

12. Multiplying by 4 (Double-Double): Double twice.

Example: 35 * 4 = 70 * 2 = 140.

Application: Lumber cuts or pack sizing.

35 → 70 → 140
×2 ×2

13. Multiplying by 8 (Triple-Double): Double three times.

Example: 15 * 8 = 30 → 60 → 120.

Application: Volume conversions.

15 → 30 → 60 → 120
×2 ×2 ×2

14. Multiplying by 9 (Ten Minus One): Multiply by 10, subtract the original.

Example: 67 * 9 = 670 - 67 = 603.

Application: Weekly subscription pricing.

67 * 9
= 670 - 67
= 603

15. Multiplying by 11 (Digit Squeeze): Insert the sum of two digits in between.

Example: 45 * 11 → 4 _ 5 with 4+5=9 → 495.

Application: Wholesale batch calculations.

45 * 11
= 495

16. Multiplying by 11 with Carry: Add the overflow to the hundreds place.

Example: 78 * 11 → 7+8=15 → 858.

Application: Metric conversions.

78 * 11
= 858

17. Multiplying by 12 (Ten Plus Two): Multiply by 10, double the number, and sum.

Example: 34 * 12 = 340 + 68 = 408.

Application: Dozen-pack ordering.

34 * 12
= 340 + 68
= 488

18. Multiplying by 15 (Add Half and Scale): Add half the value to itself, then add a sero.

Example: 44 * 15 = (44 + 22) * 10 = 660.

Application: Overtieme rate calculation.

44 + 22 = 66
66 * 10 = 660

19. Multiplying by 25 (Divide by 4 and Centurize): Divide by 4, then multiply by 100.

Example: 64 * 25 = (64 / 4) * 100 = 1,600.

Application: Currency and quarter counts.

64 / 4 = 16
16 * 100 = 1,600

20. Multiplying by 50 (Half and Scale to 100): Divide by 2, multiply by 100.

Example: 86 * 50 = (86 / 2) * 100 = 4,300.

Application: Bulk shipping weights.

86 / 2 = 43
43 * 100 = 4,300

Small tricks. Big speed.

Shortcuts 21 to 30:
Squares, Advanced Products & Division

Speed Shortcuts 21 to 30: Advanced Products & Squares

Algebraic identities enable near-instant computation of squares and two-digit products without pen and paper.

21. Squaring Numbers Ending in 5

Multiply tens digit by (tens digit + 1), append 25.

Example: $65^2 \rightarrow 6 * 7 = 42$, append 25 → 4,225.

Application: Area of square garden plots.



4,225 m²

22. Squaring Numbers Near 50

25 + delta in hundreds place, append delta squared.

Example: $54^2 \rightarrow 25 + 4 = 29$, $4^2 = 16 \rightarrow 2,916$.

Application: Variance metrics.



2,916

23. Squaring Numbers Near 100

Number plus delta, append delta squared.

Example: $106^2 \rightarrow 106 + 6 = 112$, $6^2 = 36 \rightarrow 11,236$.

Application: Compound interest baselines.



11,236

24. Difference of Squares Product

$(A - B)(A + B) = A^2 - B^2$.

Example: $42 * 38 = (40 + 2)(40 - 2)$ $= 1,600 - 4 = 1,596$.

Application: Tile floor estimating.



1,596

25. Multiplying Numbers Near 100 (Below)

Subtract deltas from 100, cross-subtract, append product of dleltas.

Example: 96 * 97 → deltas 4, 3 → (96 − 3 = 93), (4 * 3 = 12) → 9,312.

Application: Supply-chain bulk orders.



9,312

26. Multiplying Numbers Near 100 (Above)

Add deltas, append product of dleltas.

Example: 104 * 107 → (104 + 7 = 111), (4 * 7 = 28) → 11,128.

Application: Inflation markups.



11,128

27. Two-Digit Products with Same Tens Digit and Units Summing to 10

Tens * (Tens + 1), append product of units.

Example: 73 * 77 → 7 * 8 = 56, 3 * 7 = 21 → 5,621.

Application: Architectural dimensioning.



5,621

28. Multiplying by 99 (Hundred Minns Cne)

Multiply by 100, subtract the number.

Example: 52 * 99 = 5,200 − 52 = 5,148.

Application: Retail inventory pricing.



5,148

29. Multiplying by 101

Write two-digit number twice.

Example: 43 * 101 = 4,343.

Application: Percentage markups with 1% contingency.



4,343

30. Criss-Cross 2x2 Multiplication Heuristic

Units product, cross sum, tens product.

Example: 23 * 14 → $3*4 = 12$ (carry 1), $(2*4 + 3*1) + 1 = 12$ (carry 1), $2*1 + 1 = 3 \rightarrow 322$.

Application: On-the-spot contracting quotes.



322

Shortcuts 31 to 40:
Division & Rational Approximations

Rapid mental division relies on proportional scaling, prime factoring, and residue testing.

31. Dividing by 5 (Double and Shift)

Double the dividend, divide by 10.

Example: 240 / 5 = 480 / 10 = 48.

Application: Splitting group restuarant bills.



48

32. Dividing by 4 (Half and Half)

Halve twice.

Exemple: 172 / 4 = 86 / 2 = 43.

Application: Quarterly revenue allocations.



43

33. Dividing by 25 (Times 4 Shiffed)

Multiply by 4, divide by 100.

Example: 350 / 25 = 1,400 / 100 = 14.

Application: Quarter-dollar coin rolls.



14

34. Dividing by 50 (Double and Scale Down)

Multiply by 2, divide by 100.

Example: 850 / 50 = 1,700 / 100 = 17.

Application: Metric container packing.



17

35. Divisibillity Rule for 3

Sum digits; if divisble by 3, so is the number.

Example: 471 → 4+7+=12 (divisible by 3) → 471 is divisible.

Application: Verifying team partitioning.



36. Divisibility Rule for 4

Check if last two digits form a multiple of 4.

Exemple: 5,328 → 28 is divisible by 4 → 5,328 is divisible.

Application: Event seating layauts.



37. Divisibility Rule for 6

Test for both 2 (even) and 3 (digit sum).

Exemple: 348 → even, 3+4-8=15 → divisble by 6.

Application: Case packing validation.



38. Divisibility Rule for 9

Sum of digits must be a multiple of 9.

Exemple: 2,583 → 2+5+8+3=18 → divisible by 9.

Application: Data transmission checksums.



39. Divisibility Rule for 11

Alternating sum of digits equals 0 or multiple of 11.

Example: 9,185 → (9+8) − (1+5) = 17 − 6 = 11 → divisible.

Application: Serial number verification.



40. Proportional Fraction Scaling

Simplify fractions by doubling or halving both parts.

Example: 45 / 75 = (45*2) / (75*2) = 90 / 150 = 3 / 5.

Application: Recipe scalling.

$$\frac{45}{75} \rightarrow \frac{3}{5}$$

Shortcuts 41 to 50 & Practical Verification Drill

Speed Shortcuts 41 to 50: Percentages, Fractions & Estimation

These final ten shortcuts provide versatile tools for mental percentage calculations, tipping, and estimation.

41 Finding 10% (Decimal Shift Left)

Shift decimal one place left.

Example: 10% of $74.50 = $7.45.

Application: Service tipping baseline.



42 Finding 1% (Two Places Left)

Shift decimal two places left.

Example: 1% of $3,200 = $32.

Application: Brokerage and card fee checks.



43 Finding 5% (Half of 10%)

Take 10% and divide by 2.

Example: 5% of $84 = 8.40 / 2 = $4.20.

Application: State sales tax calculations.

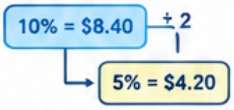

44 Finding 15% (10% + 5%)

Add 10% to half of 10%.

Example: 15% of $60 = 6.00 + 3.00 = $9.00.

Application: Standard dining tip calculation.

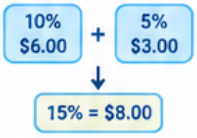

45 Finding 20% (10% Doubled)

Calculate 10% and double it.

Example: 20% of $85 = 8.50 * 2 = $17.00.

Application: Premium dining gratuity.

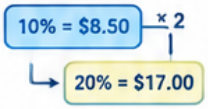

46 Percentage Reversibility Heuristics (X% of Y = Y% of X)

Swap percentages for simpler bases.

Example: 16% of 25 = 25% of 16 = 16 / 4 = 4.

Application: Quick retail discount computation.



47 Finding 33.3% and 66.7% (One-Third / Two-Thirds)

Divide by 3, or divide by 3 and double.

Example: 33.3% of $96 = 96 / 3 = $32.

Application: Clearance markdowns.

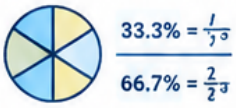

48 Cross-Multiplication for Fraction Comparsion (Butterfly Method)

a/b vs c/d → compare a*d to b*c.

Example: 5/7 vs 7/10 → 5*10=50 vs 7*7=49 → 5/7 is larger.

Application: Comparing financial unit rates.



49 Rule of 72 for Compound Doubling

72 divded by annual interest rate gives doubling years.

Example: At 6% interest, investment doubles in 72 / 6 = 12 years.

Application: Personal retirement projections.



50 Fermi Front-End Order-of-Magnitude Estimation

Round each term to single-digit scientific notation to establbh bounds.

Example: 3,890 * 420 → 4,000 * 400 = 1,600,000.

Application: Sanity-checking spreadsheet models.

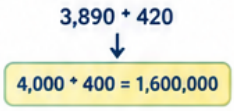

Mental Math Heuristics Drill & Verification Checklist

Practice this quick-reference audit to verify daily mental calculations before committing results to records.

- ☑ Did you inspect for nearby friendly bases (10, 50, 60, 100) before calculating?
- ☑ For clock differences, did you bridge using complementary subtraction (60 - start minute + end minute)?
- ☑ For percentages, did you check if reversing terms (X% of Y = Y% of X) provides an easier divisor?
- ☑ Did you perform an order-of-magnitude front-end estimate to detect decimal shift errors?

1 Shortcut Applied (Number 1 to 50):

_____

2 Original Problem & Decomposition Work:

_____

_____

3 Calculated Result & Plausibility Check:

_____

_____

50 Mental Calculation Shortcuts

Mental Calculation Shortcuts & Unit Price Master Guide

Guide Overview & Baseline Mechanics

This comprehensive quick-reference manual delivers 50 discrete, verified mental math shortcuts for rapid daily arithmetic, unit pricing, grocery normalization, and financial estimates.

- 50 systematically indexed mental calculation techniques
- Binary scaling and proportional steps for grocery comparison
- Self-contained worked examples with real-world applications

Unit Baseline Principle

Always convert weights to common benchmarks (100g or 1kg) using doubling, halving, or ten-fold shifts.

1 Identify Baseline

Choose 100g, 500g, or 1kg as your comparison denominator.

2 Scale Disparate Packages

Apply inverse scaling factors to normalize unit rates.

Grocery Normalization & Volume Shortcuts (1-20)

Grocery Unit Normalization Shortcuts 1-10

Master rapid on-the-spot conversions between package weights and standardized cost per 100g or 1kg.

1 Doubling from 500g to 1kg Baseline

- Multiply cost by 2 (e.g., $3.20 for 500g = $6.40/kg).



2 Halving from 2kg to 1kg Baseline

- Divide cost by 2 (e.g., $7.50 for 2kg = $3.75/kg).

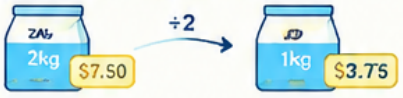

3 Shift Decimal for 100g from 1kg

- Move decimal one place left (e.g., $8.40/kg = $0.84/100g).



4 Multiply by 10 for 1kg from 100g

- Move decimal one place right (e.g., $0.65/100g = $6.50/kg).



5 Quadruple 250g to 1kg

- Double twice (e.g., $1.80 for 250g → $3.60 → $7.20/kg).



6 Divide by 4 from 1kg to 250g

- Halve twice (e.g., $12.00/kg → $6.00 → $3.00 per 220g).



7 Triple 333g/350g Approximation

- Multiply by 3 for 1kg estimate (e.g., $2.50 for 350g → $7.50/kg).



8 Multiply 200g by 5 for 1kg

- Multiply by 10 then halve (e.g., $1.40 for 200g → $14.00 / 2 = $7.00/kg).

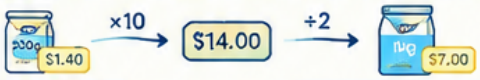

9 Multiply 125g by 8 for 1kg

- Double three times (e.g. $0.75 for 125g → $1.50 → $3.00 → $6.00/kg).

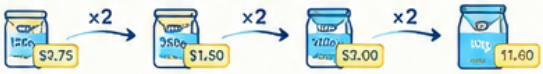

10 Ratio Scaling 750g to 1kg

- Add one-third of price (e.g. $6.00 for 750g + $2.00 = $8.00/kg).



Grocery & Volume Shortcuts 11-20

Calculate liquid volumes, bulk packages, and odd weights effortlessly without a calculator.

11 400g Can to 1kg

- Multiply by 2.5 (double plus half) (e.g. $1.20 → $2.40 + $0.60 = $3.00/kg).



12 50g Spice to 100g

- Double the price (e.g., $2.15 for 50g = $4.30/100g).



13 800g Loaf to 1kg

- Add one-fourth of price (e.g. $2.40 + $0.60 = $3.00/kg).



14 1.5kg Family Pack to 1kg

- Subtract one-third of price (e.g., $9.00 - $3.00 = $6.00/kg).



15 250mL Liquid to 1L Baseline

- Multiply by 4 (e.g., $1.10 for 250mL = $4.40/L).

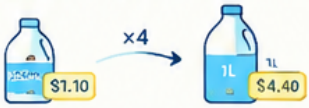

16 500mL Bottle to 1L

- Double the cost (e.g., $1.85 for 500mL = $3.70/L).



17 750mL Beverage to 1L

- Add one-third of cost (e.g. $6.00 + $2.00 = $8.00/L).



18 2L Jug to 1L Baseline

- Halve the cost (e.g. $4.60 for 2L = $2.30/L).



19 10-Pack Per-Unit Cost

- Shift decimal one place left (e.g., $18.50 per 10-pack = $1.85/unit).



20 12-Pack Per-Unit Cost

- Divide by 3, then divide by 4 (e.g. $7.20 / 3 = $2.40; $2.40 / 4 = $0.60/unit).



Multiplication, Percents & Estimation Shortcuts (21-50)

Multiplication & Squaring Shortcuts 21-30

Execute high-speed mental multiplication and exponentiation using algebraic identities.

21. **Shortcut 21: Multiply by 5 -** Multiply by 10 and divide by 2 (e.g., 48 * 5 = 480 / 2 = 240).
22. **Shortcut 22: Multiply by 25 -** Multiply by 100 and divide by 4 (e.g., 36 * 25 = 3600 / 4 = 900).
23. **Shortcut 23: Multiply by 50 -** Multiply by 100 and divide by 2 (e.g., 64 * 50 = 6400 / 2 = 3200).
24. **Shortcut 24: Multiply by 11 -** Split outer digits and insert sum inside (e.g., 35 * 11 → 3 (3+5) 5 = 385).
25. **Shortcut 25: Multiply by 15 -** Add half of number to itself, multiply by 10 (e.g., 15 * 24 → (24+12)*10 = 360).
26. **Shortcut 26: Multiply by 9 -** Multiply by 10 and subtract original number (e.g., 9 * 43 = 430 - 43 = 387).
27. **Shortcut 27: Multiply by 99 -** Multiply by 100 and subtract original number (e.g., 99 * 17 = 1700 - 17 = 1683).
28. **Shortcut 28: Square Numbers Ending in 5 -** Multiply tens digit by (tens+1), append 25 (e.g., 65^2 → 6*7=42 → 4225).
29. **Shortcut 29: Difference of Squares -** (a-b)(a+b) for close numbers (e.g., 29 * 31 = $30^2 - 1^2$ = 899).
30. **Shortcut 30: Multiply by 4 -** Double twice (e.g., 37 * 4 → 74 → 148).

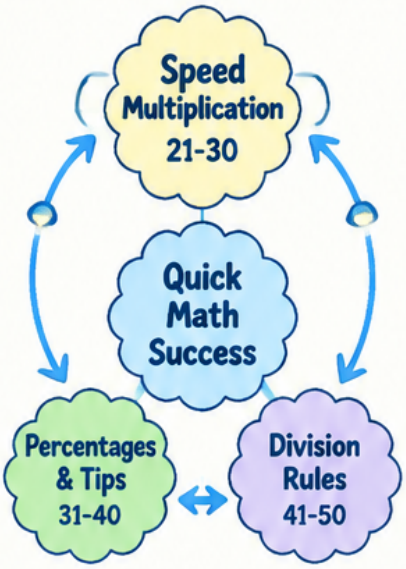

Common Calculation Traps

- Forgetting to move the decimal point.
- Mixing up 15% and 20% calculations.
- Incorrectly applying the division shortcut.
- Confusing 1/3, 1/6 and their percentages.

Percentages, Tips & Discounts Shortcuts 31-40

Rapidly evaluate discounts, taxes, and service tips without pen or paper.

31. **Shortcut 31: Find 10% -** Shift decimal point one position left (e.g., 10% of $64.50 = $6.45).
32. **Shortcut 32: Find 1% -** Shift decimal point two positions left (e.g., 1% of $280.00 = $2.80).
33. **Shortcut 33: Find 5% -** Calculate 10% and divide by 2 (e.g., 10% of $80 is $8 → 5% is $4.00).
34. **Shortcut 34: Find 15% Tip -** Compute 10% plus half of that 10% (e.g., $60 bill → $6.00 + $3.00 = $9.00).
35. **Shortcut 35: Find 20% Tip -** Shift decimal one place left and double (e.g., $45.00 → $4.50 * 2 = $9.00).
36. **Shortcut 36: Find 25% Discount -** Halve twice or divide by 4 (e.g., 25% off $88 = $88 / 4 = $22 savings).
37. **Shortcut 37: Find 50% Off -** Halve original amount directtly (e.g., 50% off $74 = $37).
38. **Shortcut 38: Find 75% Total -** Take half plus one-quarter (e.g., 75% of $48 = $24 + $12 = $36).
39. **Shortcut 39: Reversible Percentages Rule -** x% of y equals y% of x (e.g., 16% of 50 = 50% of 16 = 8).
40. **Shortcut 40: Markup / Sales Tax (8%) -** Take 10% and subtract 2% (2x 1%) (e.g. $50: $5.00 - $1.00 = $4.00 tax).

Fractions, Division & Estimation Shortcuts 41-50

Instant conversion, division shortcuts, and rapid mental benchmark comparsions.

41. **Shortcut 41: Divide by 5 -** Double the number and shift decimal left (e.g., 130 / 5 = 260 → 26.0).
42. **Shortcut 42: Divide by 25 -** Multiply by 4 and shift decimal two places left (e.g., 220 / 25 → 880 → 8.8).
43. **Shortcut 43: Cross-Multiplication for Fraction Comparison -** Compare a/b and c/d via a*d vs b*c (e.g., 3/7 vs 4/9 → 27 vs 28, 4/9 is larger).
44. **Shortcut 44: Decimal of 1/8 Multiples -** Remember 1/8 = 0.125, 3/8 = 0.375, 5/8 = 0.625, 7/8 = 0.875.
45. **Shortcut 45: Thirds Conversion -** 1/3 ≈ 33.3%, 2/3 ≈ 66.7% for fast retail bill split.





Common Calculation Traps

- Forgetting to shift the decimal point.
- Confusing 1/3, 1/6 and their percentages.
- Mixing up add/subtract vs. multiply/divide in fraction comparison.
- Rounding too early in estimates.

46. **Shortcut 46: Sixths Conversion -** 1/6 ≈ 16.7% (half of 1/3) (e.g., 1/6 of $90 = $15).
47. **Shortcut 47: Rule of 72 for Growth/Inflation -** 72 divided by interest rate gives doubling years (e.g., 6% = 12 years).
48. **Shortcut 48: Subtraction from 1000 -** Subtract all digits from 9 and last from 10 (e.g., 1000 - 643 → 9-6=3, 9-4=5, 10-3=7 → 357).
49. **Shortcut 49: Adding Consecutive Numbers -** Multiply middle by count (e.g., 23+24+25 = 24 * 3 = 72).
50. **Shortcut 50: Binary Doubling for Recipe Scaling -** Double consecutively: 1x → 2x → 4x → 8x for accurate bulk volume scaling.



Practical Unit Pricing Field Worksheet



Practice Comparison Worksheet

Apply the shortcuts to benchmark actual market rates.
Track your calculated unit price to determine real savings.

- Select target items with varying packaging sizes
- Convert to a common 100g or 1kg unit baseline
- Compare unit rates to find best value

Product A: Price / Size / Standardized Unit Price (e.g., $3.50 / 350g -> $/kg)

Product B: Price / Size / Standardized Unit Price (e.g., $9.90 / 1.2kg -> $/kg)

Unit Math Heuristic Applied (e.g., Shortout #7, Shortcut #14)

Best Value Selection and Realized Savings ($)



Quick Tips for Better Value

- Always compare unit prices, not just total prices.
- Use the same unit (100g or 1kg) for fair comparison.
- Look for larger sizes when the unit price is lower.

50 MENTAL MATH SHORTCUTS

Speed Calculation & Everyday Estimation Handbook

Core Principles & The Denominator Offset Technique

Mental math relies on transforming awkward arithmetic into friendly benchmark operations. When estimating unit fractions with difficult odd denominators such as 1/7, 1/13, or 1/17, you can lock onto an adjacent familiar benchmark denominator (like 1/6, 1/8, 1/12, 1/16, or 1/20) and apply a proportional linear shift to bridge the gap. For example, 1/7 lies precisely halfway between 1/6 (0.1667) and 1/8 (0.1250), yielding an immediate midpoint estimate of 0.1458 (exact: 0.1429). Similarly, 1/13 lies between 1/12 (0.0833) and 1/14 (0.0714), landing near 0.0769.

Mental Calibration Note

For mental fraction estimation, odd denominators d between two known valees d1 and d2 can be linearly interpolated with under 2 percent error for everyday decisions.

Key Principles

- **Benchmark anchors:** Memorize key anchor values 1/2=0.50, 1/4=0.25, 1/5=0.20, 1/8=0.125, 1/10=0.10).
- **Proportional shift:** When the denominator increases by 1 step, the fraction value decreases inversely proportional to the square of the base.
- **Split and recombine:** Decompose multi-digit calculations into tens and units before executing.
- **Balance adjustments:** Add to one term what you subtract from the other in addition; scale factors proportionally in multiplication.

Step-by-Step Application

1 Identify Nearest Benchmarks



Locate known anchor denominators directly above and below your target odd denominator.

2 Calculate Span

$$0.1667 - 0.1250 = 0.0417$$



Take the decimal difference between the two anchor fractions to determine the gap width.

3 Apply Relative Offset

$$0.0417 \div 2 = 0.0208$$



Offset the known decimal toward the target proportionally to find the estimated decimal.

4 Adjust Scale for Numerator

$$0.1458 \times 2 = 0.2916$$

$$\frac{2}{7} \approx 0.2916$$

Multiply the estimated unit decimal by the actual numerator to obtain the final value.

Which benchmark bracket best fits your target denominator?

Denominator near 7 (e.g., 1/7)

Bracket between 1/6 (0.1667) and 1/8 (0.1250); take the midpoint 0.1458 and subtract 0.003 for 0.1429.



Denominator near 13 (e.g., 1/13)

Bracket between 1/12 (0.0833) and 1/14 (0.0714); estimate midpoint at 0.077 (exact: 0.0769).



Denominator near 17 (e.g., 1/17)

Bracket between 1/16 (0.0625) and 1/20 (0.0500); place near 0.059 (exact: 0.0588).



Shortcuts 1-10: Speed Multiplication and Squaring

Mental Math Heuristics 1 through 10: Speed Multiplication & Squaring

Mastering quick multiplication heuristics eliminates tedious long multiplication during shopping, budgeting, and timed academic evaluations.

1. Multiplying by 5

Halve the number, then multiply by 10 (e.g., 48 x 5 = 24 x 10 = 240).

Real-world context: Cacculating a 5-hour labor charge at $48/hr.

48 × 5
48 ÷ 2 = 24 → 24 × 10 = 240

2. Multiplying by 25

Divide by 4, then multiply by 100 (e.g., 36 x 25 = 9 x 100 = 900).

Real-world context: Pricing 36 items packaged in $25 bulk bundles.

36 × 25
36 ÷ 4 = 9 → 9 × 100 = 900

3. Multiplying by 50

Divide by 2, then multiply by 100 (e.g., 74 x 50 = 37 x 100 = 3,700).

Real-world context: Estimating square footage cost for 74 units at $50/sq ft.

74 × 50
74 ÷ 2 = 37 → 37 × 100 = 8,700

4. Multiplying by 11 (2-digit)

Sum the digits and insert in the middle (e.g., 35 x 11 → 3 [3+5=8] 5 = 385).

Real-world context: Counting 11 rows of 35 seats in an auditorium.

35 × 11
3 5
3+5=8
↓
385

Multiplication Heuristics

5. Multiplying by 11 with Carry

Add carry to the hundreds digit (e.g., 67 x 11 → 6 [6+7=13] 7 → 737).

Real-world context: Verifying total invoice for 11 boxes at $67 each.

67 × 11
6 7
5+7=13
↓
737

6. Squaring Numbers Ending in 5

Multiply the tens digit n by (n + 1), then suffix 25 (e.g., 65^2 = (6x7) & 25 = 4225).

Real-world context: Calculating floor tile area for a 65 ft square garden.

65^2
6 × 7 = 42
↓
4225

7. Multiplying Numbers with Sum of Units Equal to 10 and Identical Tens

Multiply tens by (tens + 1), suffix unit product (e.g., 43 x 47 = (4x5) & (3x7) = 2021).

Real-world context: Cstimating packaging area for 43 by 47 cm parcels.

43 × 47
4 3 4 7
4 × 5 = 20 | 3 × 7 = 21
↓
2021

8. Difference of Squares for Close Numbers

$(A+B)(A-B) = A^2 - B^2$
(e.g., 32 x 28 = (30+2)(30-2) = 900 - 4 = 896).

Real-world context: Calculating discount lot size across fluctuating 28-to-32 item batches.

(30+2)(30-2)
−2 +2
28 30 32
$30^2 - 2^2 = 900 - 4 = 896$

9. Multiplying by 9

Multiply by 10 and subtract original number (e.g., 84 x 9 = 840 - 84 = 756).

Real-world context: Total cost of 9 subscription months at $84/mo.

84 × 9
84 × 10 = 840
↓
840 − 84 = 756

10. Multiplying by 99

Multiply by 100 and subtract original number (e.g., 57 x 99 = 5700 - 57 = 5643).

Real-world context: Wholesale billing for 99 items priced at $57.

57 × 99
57 × 100 = 5,700
↓
5,700 − 57 = 5,643

Symmetry Rule

Always look for algebraic identities like $(x-y)(x+y) = x^2 - y^2$ to convert multi-digit products into single subtraction steps.

Shortcuts 11-20:
Percents & Discount Benchmarks

Mental Math Heuristics 11 through 20: Percents & Real-World Discounts

Percentages represant parts per 100. Using benchmark splits allows rapid calculation of sales discounts, restaurant gratuities, and tax without a calculator.



= 10% (1 of 10 parts)
= 5% (1 of 20 parts)

11 The 10% Benchmark Shift

Move decimal point left by 1 digit (e.g., 10% of $240 = $24.00).

Real-world context: Quick baseline tip estimate at a banquet.

12 The 1% Shift

Move decimal point left by 2 digits (e.g., 1% of $3,500 = $35).

Real-world context: Checking municipal permit fees on construction.

13 Finding 15% (10% + Half)

Take 10% and add half of that value (e.g., 15% of $80 = 8 + 4 = $12).

Real-world context: Standard gratuity at casual dining.

14 Finding 20% (10% x 2)

Double 10% of the total (e.g., 20% of $65 = 6.50 x 2 = $13.00).

Real-world context: High-service restaurant tipping.

15 Reversing Percentages (x% of y = y% of x)

Swap terms to simplify **(e.g., 16% of 25 = 25% of 16 = 4).**

Real-world context: Calculating a 16% volume rebate on a $25 contract.

16 Finding 5% (Half of 10%)

Take 10% and divide by 2 (e.g., 5% of $140 = 14 / 2 = $7).

Real-world context: State sales tax calculation on supplies.

17 Finding 30% via 10% Tripling

Multiply 10% by 3 (e.g., 30% of $90 = 9 x 3 = $27).

Real-world context: Retail clearance markdown evaluation.

18 Compounded Markup / Markdown Quick Sum

A% + B% - (AB/100)% for discounts (e.g., 20% + 10% off $100 = 28% off -> $72).

Real-world context: Stacked coupon codes at retail checkout.

19 Rapid 7.5% Tax (5% + half of 5%)

Calculate 5%, then add half (e.g., 7.5% of $60 = 3 + 1.5 = $4.50).

Real-world context: Local sales tax computation.

20 Converting Fraction to Percent by Benchmark Denoninator

3/20 = 15/100 = 15% (e.g., 7/25 = 28%).

Real-world context: Academic test score conversion.

Quick Tips

- ✓ Look for easy benchmarks (10%, 5%, 1%).
- ✓ Break complex percents into simpler parts.
- ✓ Use real-world contexts to check your work.

Shortcuts 21–30:
Fraction Offsets & Division Rules

Mental Math Heuristics 21 through 30: Fraction Offsets & Division Shortcuts

Division and fraction conversions become fluid when paired with nearby friendly divisors and offset shifts.

Fraction to Decimal (Mental Number Line)

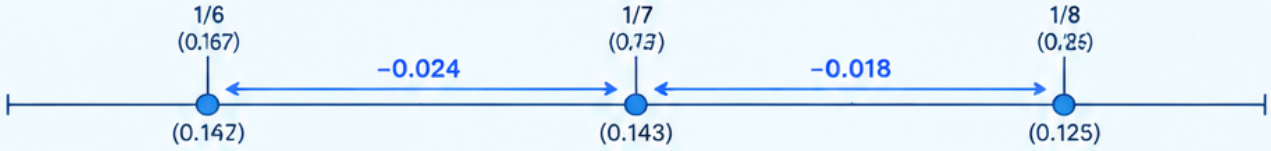

21 Odd Denominator 1/7 Estimation



Midpoint between 1/6 (0.167) and 1/8 (0.125) adjusted by -0.003 → 0.143 (exact: 0.1428).

Real-world context:
Splitting a $100 restaurant check 7 ways ($14.28/person).

22 Odd Denominator 1/13 Estimation



Anchor between 1/12 (0.0833) and 1/14 (0.0714) → 0.077 (exact: 0.0769).

Real-world context:
Drorating a project fee across 13 sprint weeks.

23 Odd Denominator 1/17 Estimation



Anchor between 1/16 (0.0825) and 1/20 (0.050) → 0.059 (exact: 0.0588).

Real-world context:
Estimating recurring royalty rates.

24 Dividing by 5

$$\frac{235}{5} = \frac{470}{10} = 47$$



5 warehouses

Real-world context:
Distributing 235 inventory units into 5 warehouses.

25 Dividing by 25

$$\frac{450}{25} = \frac{1800}{100} = 18$$



18 packets

Real-world context:
Finding how many $25 ticket packets are needed for $450 revenue.

26 Dividing by 50

$$\frac{850}{50} = \frac{1700}{100} = 17$$



50-mile legs

Real-world context:
Splitting an 850-mile road trip into 50-mile charging legs.

27 Cross-Multiplication for Fraction Comparison

$\frac{a}{b}$ vs $\frac{c}{d}$ via ad vs bc

(e.g., $\frac{5}{7}$ vs $\frac{1}{10}$ → 50 > 49, so $\frac{5}{7} > \frac{1}{10}$).



Real-world context:
Comparing unit discounts on grocery cereal brands.

28 Unit Fraction Difference

$$\frac{1}{n} - \frac{1}{n+1} = \frac{1}{n(n+1)}$$

(e.g., $\frac{1}{4} - \frac{1}{5} = \frac{1}{20} = 0.05$).



0.05

Real-world context:
Computing incremental machine efficiency gains.

29 Adding Unit Fractions

$$\frac{1}{a} + \frac{1}{b} = \frac{a+b}{ab}$$

(e.g., $\frac{1}{3} + \frac{1}{5} = \frac{8}{15}$).



Real-world context:
Combining work completion rates of two team members.

30 Dividing by 4 via Double Halving

$$\frac{348}{4} \rightarrow 174 \rightarrow 87$$



Real-world context:
Quarterly distribution of $348 utility maintenance budget.

Shortcuts 31-40:
Left-to-Right Addition & Base Offsets

Mental Math Heuristics 31 through 40: Fast Addition, Subtraction & Base Offsets

Efficient additive heuristics reduce cognitive load by compensating to round bases suub as 50, 100, and 1000.

31. Adding from Left to Right

Sum hundreds, then tens, then units (e.g., 345 + 238 -> 545 -> 575 -> 583).

345 + 238 → 545 → 575 → 583

Real-world context: Tallying grocery receipts while shopping.

32. Subtraction by Adding Up

Count up from subtrahend to friendly tens (e.g., 1000 - 647 -> 647+3=650, +50=700, +300=1000 -> 353).

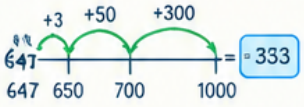

Real-world context: Making cash register change from a $100 bill.

33. All from 9 and Last from 10

Subtract each digit from 9, unit digit from 10 (e.g., 10,000 - 4,682 = (9-4)(9-6)(9-8)(10-2) = 5,318).

10,000 - 4,682 =

9	9	9	10
5	3	1	8

Real-world context: Ledger reconciliation against exact balance.

34. Compensation Addition

Add/subtract small offset to make round numbers (e.g., 496 + 328 = 500 + 328 - 4 = 824).

496 + 328 =

500 → 328 (+ 4) = 824

Real-world context: Combining passenger loads across two flight legs.

35. Balancing Subtraction

Add equal shift to both terms (e.g., 73 - 48 = 75 - 50 = 25).

73 - 48 =

75 − 50 = 25

Real-world context: Calculating age differences between millestones.

Base 100 & Additive Shifts

36. Base 100 Multiplication (Below Base)

(100-x)(100-y) = (100-x-y) hundreds + xy (e.g., 96 x 94 = (90) & (4x6) = 9024).

100 - 96 = 4

100 - 94 =

90	4
6	24

= 9024

Real-world context: Fabric area calculation for wholesale bolts.

37. Base 100 Multiplication (Above Base)

(100+x)(100+y) = (100+x+y) hundreds + xy (e.g., 104 x 107 = 111 & (4x7) = 11,128).

100 + 104 = 4

100 + 94 =

111	4
7	28

= 11,128

Real-world context: Compound price growth projection over 2 cycles.

38. Splitting Tough Multipliers

14 x 16 via (15-1)(15+1) = 225 - 1 = 224.

14 x 16 = (15 - 1)(15 + 1)

= 225 - 1

= 224

Real-world context: Purchasing 14 bulk packs of 16 notebook pads.

39. Halving and Doubling Multiplication

Halve one factor, double the other (e.g., 18 x 35 = 9 x 70 = 630).

÷ 2 × 2

18 x 35 = 9 × 70

= 630

Real-world context: Calculating square footage of an 18 ft by 35 ft patio.

40. Multiplying by 15

Add half of the value to itself, then multiply by 10 (e.g., 46 x 15 -> (46 + 23) x 10 = 690).

46 x 15

46 + 23 = 69

69 x 10 = 690

Real-world context: Payroll estimation for 46 hours at $15/hr.

Shortcuts 41-50: Powers, Roots & Real-World Heuristics

Mental Math Heuristics 41 through 50: Roots, Powers & Daily Life Heuristics

Finalizing the 50 heuristics with exponential estimation, rule-of-thumb ratios, and everyday consumer calculations.

41. Rule of 72 for Compound Growth

Years to double ~ 72 / interest rate
(e.g., 72 / 6% = 12 years).

$$\text{Years} \approx \frac{72}{r}$$



6%
≈ 12 years
to double

Real-world context:
Long-term retirement portfolio timeline planning.

42. Square Root of Non-Perfect Squares

sqrt(N) ~ sqrt(A) + (N-A) / (2*sqrt(A))
where A is nearest square
(e.g., sqrt(38) ~ 6 + (38-36)/(12) = 6.167;
exact: 6.164).

$$\sqrt{N} \approx \sqrt{A} + (N - A) / (2\sqrt{A}$$

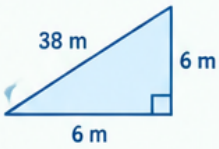

Real-world context:
Land surveying diagonal measurement.

43. Cube Root Estimation for Perfect Cubes

Check unit digit and tens cube bracket
(e.g., cbrt(39,304): unit 4 means 4;
39 lies between 3^3=27 and 4^3=64 -> 34).

$$\sqrt[3]{N} \approx 3 \text{ to } 4 \text{ range} \approx 34$$

∛39,304



≈ 34

Real-world context:
Verifying volumetric storage container dimensions.

44. Sum of First N Positive Integers

n(n+1)/2
(e.g., sum 1 to 20 = 20(21)/2 = 210).

$$S \approx \frac{n(n+1)}{2}$$



20 people
→ 210 handshakes

Real-world context:
Total handshakes in a 20-person networking meeting.

45. Temperature Conversion (C to F Mental Shortcut)

Double Celsius and add 30
(e.g., 22 C -> 44 + 30 = 74 F;
exact: 71.6 F).

$$F \approx 2 \times C + 30$$

22°C → 74°F

(exact: 71.6°F)

Real-world context:
Rapid travel weather forecast check.

46. Temperature Conversion (F to C Mental Shortcut)

Subtract 30 and halve
(e.g., 80 F -> 50 / 2 = 25 C;
exact: 26.7 C).

$$C \approx \frac{(F - 30) / 2}{2}$$

80°F → 26.7°C

(exact: 26.2°C)

Real-world context:
Adjusting an overesas thremostat.

47. Distance Conversion (Miles to Kilometers via Golden Ratio / Fibonacil)

Move to nect Fibonacii number
(e.g., 5 miles ~ 8 km, 8 miles ~ 13 km).

Next Fibenacci number ≈ km

Fibonact sequence
0, 1, 1, 2, 3, 5, 8, 13, ...

Examples:
5 miles ~ 8 km
8 miles ~ 13 km



Real-world context:
Road trip speedometer reading during international travel.

48. Hourly to Annual Salary Conversion

Multiply hourly rate by 2,
then multiply by 1,000
(e.g., $32/hr x 2 = $64 -> $64,000/yr
based on 2000 work hours).

Annual ≈ Hourly × 2 × 1,000



$32/hr
→ $64,000/yr

Real-world context:
Evaluating new job compensation offers.

49. Fuel Economy Check (L/100km to MPG)

235.2 / vallue
(e.g., 8 L/100km ~ 225 / 8 ~ 29.4 MPG).

MPG ≈ 235,2 / L/100km



8 L/100km
→
29.4 MPG

Real-world context:
Rental car fuel eifficency comparision.

50. Tip Verification with Cent Rounding

Take 10% doubled, round up to next whole dollar to ensure clear credit card tally
(e.g., $43.20 bill -> 10%=4.32, double=8.64, round to $9.00 tip for $52.20 total).

Tip ≈ ceil(10% × 2 × bill)

Bill: $43.20
10%: $4.32
Double: $8.64
Round: $9.00

Total: $52.20

Real-world context:
Fast restaurant receipt settlement.

Practice Protocol

Select 3 shortcuts per week. Apply them across daily transactions until execution occurs without pencil and paper.



Practitioner Daily Mental Math Workout Log



Mental Calculation Daily Practice Log



Track your speed calculation sessions. Record your daily target heuristics, problems attempted, correct answers, and speed improvement notes.

- Select three heuristics to drill each day.
- Time ten problems without scratch paper.
- Verify answers using exact arithmetic to identify persistent offset drift.

Practitioner Name & Role (Student / Parent / Tutor)

Target Heuristics Studied Today (Numbers 1-50)

Mental Exercise 1 & Calculated Estimate

Mental Exercise 2 & Calculated Estimate

Mental Exercise 3 & Calculated Estimate

Daily Speed & Accuracy Review Notes

50 Rapid Mental Math Shortcuts

Cover & Workflow

Cover & How to Use This Handbook

Master mental arithmetic through 50 field-tested calculation heuristics designed for students, parents, and tutors. Each shortcut pairs an algebraic principle with a three-step mental workflow, worked numerical proof, and direct real-world application. Practice these patterns daily to bypass long hand division, multi-step scratchwork, and calculation fatigue.

Practitioner Tip

When mentoring learners, have them vocalize the decomposition step before calculating. Mental math speed is built on confidence with place value and distributive splitting, not rote memorization.

- Read the conceptual shortcut rule and note the visual mental anchors.
- Follow the numbered mental steps to manipulate decomposed values.
- Check your calculation against the real-world worked scenario.
- Apply the diagnostic decision framework when choosing between competing shortcuts.

The Three-Step Heuristic Framework

1. **Identify Number Structure**
   Scan operands for proximity to friendly powers of ten, common fraction equivalents, or balanced symmeries.
2. **Decompose & Shift**
   Apply distributivity, compensation, or reciprocal factoring to reduce cognitive load.
3. **Aggregate Place Values**
   Combine intermediate sums or products from left to right to finalize the solution instantly.

Target Calculation Focus / Diagnostic Topic

Daily Heuristic Mastery Log & Accuracy Check

Multiplication Heuristics (Shortcuts 1–10)

Shortcuts 1–10: Rapid Multiplication Heuristics

High-frequency multiplication shortcuts decomposing operands into base-10 shifts, factors, and difference-of-squares structures.

1. Multiplying by 5

1. Halve the number, then multiply by 10 (or append 0).
2. Example: 48 * 5 = (48 / 2) * 10 = 24 * 10 = 240.

Real-World Context: Pricing 5 uniform items at $48 each totals $240.



2. Multiplying by 25

1. Divide by 4, then multiply by 100.
2. Example: 36 * 25 = (36 / 4) * 100 = 9 * 100 = 900.

Real-World Context: Estimating bulk quarter-dollar fund collections.



3. Multiplying by 50

1. Halve the number, then multiply by 100.
2. Example: 84 * 50 = (84 / 2) * 100 = 42 * 100 = 4,200.

Real-World Context: Calculating total hours across 50 work weeks.



4. Multiplying by 125

1. Divide by 8, then multiply by 1,000.
2. Example: 64 * 125 = (64 / 8) * 1,000 = 8,000.

Real-World Context: Inventory bulk packing of 125-unit carton palettes.



5. Multiplying Two-Digit Numbers by 11

1. Add the two digits and insert the sum in between; carry if sum >= 10.
2. Example: 45 * 11 -> 4, (4+5), 5 = 495; 78 * 11 -> 7, (15), 8 = 858.

Real-World Context: Quick payroll estimation for an 11-day project billing cycle.



6. Squaring Numbers Ending in 5

1. Multiply the tens digit n by (n + 1), then suffix 25.
2. Example: 65^2 -> 6 * 7 = 42, attach 25 = 4,225.

Real-World Context: Calculating square foetage for a 65 ft by 65 ft garden plot.



7. Multiplying Numbers Near 100

1. For (100 + a)(100 + b), calcalate (100 + a + b) and suffix (a * b) with 2 digits.
2. Example: 104 * 107 -> 100 + 4 + 7 = 111, 4 * 7 = 28 -> 11,128.

Real-World Context: Total wholesale expense on 104 items priced at $107.



8. Multiplying Numbers Equidistant from a Central Round Base

1. Use $(x - y)(x + y) = x^2 - y^2$.
2. Example: 48 * 52 = (50 - 2)(50 + 2) = 2,500 - 4 = 2,496.

Real-World Context: Computing revenue across ticket price variations of $48 and $52.



9. Multiplying by 9, 99, or 999

1. Multiply by 10k, then subtract the original number once.
2. Example: 37 * 99 = 37 * (100 - 1) = 3,700 - 37 = 3,663.

Real-World Context: Discount club pricing with $1 off per subscription unit.



10. Doubling and Halving

1. Halve one factor while doubling the other until a round valve emerges.
2. Example: 18 * 35 = 9 * 70 = 630.

Real-World Context: Quick recipe batching and culinary ingredient scaling.



Multiplication Baseline

Look for factors of 2 and 5 before performing traditional columnar multiplication. Creating intermediate zeroes reduces mental strain by up to 70%.

How to Use These Shortcuts

1. **Check Factor Symmetry**
   Detect whether an operand is adjacent to a multiple of 10 or ends in 5.
2. **Convert Operation**
   Substitute long multiplication with balanced division and a base-10 shift.

Common Mistake | Skipping the factor check and using standard multiplication first.

Division & Divisibility Rules
(Shortcuts 11–20)

Shortcuts 11–20: Division and Divisibility Rules

Streamlined techniques to verify factors instantly and divide large dividends without scratchpad algorithms.

11. Dividing by 5

Double the dividend, then divide by 10 (move decimal 1 left).

Example: 340 / 5 = (340 * 2) / 10 = 680 / 10 = 68.

Real-World Context: Splitting a $340 dinner receipt among 5 diners.

340 × 2
= 680
↓
÷ 10
= 68



12. Dividing by 25

Multiply the dividend by 4, then divide by 100.

Example: 450 / 25 = (450 * 4) / 100 = 1,800 / 100 = 18.

Real-World Context: Converting 450 quarters into dollar bills.

450 × 4
= 1,800
↓
÷ 100
= 18



13. Dividing by 50

Multiply by 2, then divide by 100.

Example: 1,350 / 50 = (1,350 * 2) / 100 = 2,700 / 100 = 27.

Real-World Context: Packing 1,350 medical vials into 50-count distribution boxes.

1,350 × 2
= 2,700
↓
÷ 100
= 27



14. Divisibility by 3

Sum all digits; if the sum is divisible by 3, the number is divisible by 3.

Example: 1,482 → 1 + 4 + 8 + 2 = 15; 15 / 3 = 5, so 1,482 is divisible.

Real-World Context: Distributing 1,482 test sheets equally among 3 testing centers.

1,482
↓
1 + 4 + 8 + 2 = 15
↓
15 ÷ 3 = 5



15. Divisibility by 4

Examine the last two digits; if divisible by 4, the whole number is.

Example: 3,528 → 28 is divisible by 4, so 3,528 is.

Real-World Context: Verifying if 3,528 quarterly entries distribute evenly over 4 quarters.

3,528
↓
28
↓
28 ÷ 4 = 7



16. Divisibility by 6

Number must be even AND its digits must sum to a multiple of 3.

Example: 738 is even, and 7 + 3 + 8 = 18 (divisible by 3), so 738 is divisible by 6.

Real-World Context: Packing items into half-dozen egg cartons.

738
↓
✓ Even
✓ 7 + 3 + 8 = 18 (dvisible by 3)
↓
Divisible by 6



17. Divisibility by 8

Examine the last three digits; if divisible by 8, the entire number is.

Example: 5,128 → 128 / 8 = 16, so 5,128 is divisible by 8.

Real-World Context: Memory byte alignment in computer science data buffers.

5,128
↓
128
↓
128 ÷ 8 = 16



18. Divisibility by 9

Sum all digits; if the digital root sum equals a multiple of 9, the number is divisible by 9.

Example: 8,469 → 8 + 4 + 6 + 9 = 27, divisible by 9.

Real-World Context: Rapid accounting error checks via casting out nines.

8,469
↓
8 + 4 + 6 + 9 = 27
↓
27 ÷ 9 = 3



19. Divisibility by 11

Alternating sum of digits (odds minus evens) must equal 0 or a multiple of 11.

Example: 9,284 → (9 + 8) - (2 + 4) = 17 - 6 = 11, divisible.

Real-World Context: Checking parity validation bits on bank routing codes.

9,284
↓
(9 + 8) - (2 + 4)
= 17 - 6 = 11
↓
Divisible by 11



20. Dividiing by Successive Factors

To divide by a composite number, divide sequentially by its prime factors.

Example: 432 / 12 = (432 / 2) / 6 = 216 / 6 = 36.

Real-World Context: Apportioning 432 supplies across 12 classrooms.

432 / 12
↓
432 / 2 = 216
↓
216 / 6 = 36



Divisibility Trap

Never attempt long division without testing digits first. Eliminating impossible divisors saves valuable minutes during timed testing.

1 Isolate the Tail

Inspect the final 1, 2, or 3 digits for base-2 and base-5 family factors.

2 Compute Digital Cross-Sums

Apply digital summing for 3 and 9, and alternating sums for 11.



Percentages & Financial Estimation
(Shortcuts 21–30)

Shortcuts 21–30: Percentages and Financial Estimation

Formulas and decomposition methods for computing tips, markups, successive compounding, and tax rates entirely in your head.

- 21. Percent Stacking for Successive Additions
- 22. The 10% Benchmarh Strategy
- 23. Percentage Inversion Symmetry (X% of Ÿ = Y% of X)
- 24. The 1% Anchor Technique
- 25. Successive Percentage Discounts
- 26. Fast Markup to Gross Price
- 27. Estimating Rule of 72 for Doubling Time
- 28. Simple Interest in Seconds (I = P * r * t)
- 29. Reversing Sales Tax from Total
- 30. Finding 2.5% Quickly

Percentage Stacking

A + B + (A * B / 100)

RETAIL RECEIPT	
Item	$100.00
Tariff 20%	$20.00
Tax 10%	$12.00
Total	$132.00

Example:
20% tariff followed by 10% tax

20 + 10 + (20 * 10 / 100) = 30 + 2 = 32%

21. Percent Stacking for Successive Additions

A 20% + B 10% → 32%

Use A + B + (A*B/100) to find total percentage increase.

Example: 20% tariff followed by 10% tax -> 20 + 10 + (20 * 10 / 100) = 30 + 2 = 32% gross markup.

Real-World Context:
Calculating total retail landing costs on imported goods.

22. The 10% Benchmark Strategy



Find 10% by shifting the decimal 1 place left; scale to find 5%, 15%, or 20%.

Example: 15% tip on $64.00 -> 10% is $6.40, 5% is $3.20, sum = $9.60.

Real-World Context:
Restaurant tipping without digital calculators.

23. Percentage Inversion Symmetry (X% of Ÿ = Y% of X)

X% of Y ⇄ Y% of X

Flip operands to make mental calculation effortless.

Example: 16% of 75 = 75% of 16 = (3/4) * 16 = 12.

Real-World Context:
Calculating a 16% regional municipal surcharge on a $75 utility charge.

24. The 1% Anchor Technique

1% (÷ 100) —(× 3 / ÷ 3)→ 3%

Find 1% by shifting decimal 2 places left; multiply to get precise low percentages.

Example: 3% processing fee on $800 -> 1% is $8, so 3% is 3 * * 8 = $24.

Real-World Context:
Credit card transaction fee estimation.

25. Successive Percentage Discounts

30% off + 20% off → 44% net

Combine via A + B - (A*B/100) for cascading sales markdowns.

Example: 30% off then extra 20% off -> 30 + 20 - (30 * 20 / 100) = 50 - 6 = 44% net discount.

Real-World Context:
Clearance rack retail store purchases.

26. Fast Markup to Gross Price

$60 × $(1 + \frac{35}{100})$ → $81

For an x% markup on cost, multiply base by (1 + x/100).

Example: 35% markup on $60 item -> 60 * 1.35 = 60 + 18 + 3 = $81.

Real-World Context:
Setting boutique retail catalog prices.

27. Estimating Rule of 72 for Doubling Time

72 ÷ 6% → 12 (years)

Divide 72 by the annual interest rate to find doubling years.

Example: At 6% interest, an investment doubles in 72 / 6 = 12 years.

Real-World Context:
Retirement portfolio and personal wealth planning.

28. Simple Interest in Seconds (I = P * r * t)

$1,200 (P) × 5% (r) × 3 (t) → $180

Convert rate to clean fraction or decimal anchor before multiplying.

Example: $1,200 at 5% for 3 years -> 5% of 1,200 = 60; 60 * 3 = $180 interest.

Real-World Context:
Estimating car loan finance charges.

29. Reversing Sales Tax from Total

$108 (gross) ÷ 1.08 (net) → $100 (net)

Divide gross amount by (1 + tax_rete) to extract net price.

Example: $108 total with 8% sales tax -> $108 / 1.08 = $100 base, tax = $8.

Real-World Context:
Verifying business expense receipt deductibility.

30. Finding 2.5% Quickly

10% (÷ 400) ÷ 4 → 2.5% (÷ 100)

Take 10%, divide by 4.

Example: 2.5% property tax assessment on $4,000 baseline -> 10% is 400; 400 / 4 = $100.

Real-World Context:
Semi-annual county escrow tax evaluations.

Anchor Heuristic

Always decompose composite percentages into 10%, 5%, and 1% building blocks. For example, 18% is simply 20% minus 2%.

1. **Establish the 10% Anchor**
   Shift the decimal point one digit left to find 10% immediately.
2. **Scale or Invert**
   Multiply, halve, or swap X and Y according to percentage symmetry.

Fractions, Decimals, & Proportions (Shortcuts 31–40)

Shortcuts 31–40: Fractions, Decimals, and Ratios

Techniques for cross-multiplying, converting repeating decimals, adding unlike fractions, and balancing proportional shares,

31 Butterfly Method for Fraction Addition

$$\frac{a}{b} + \frac{c}{d} = \frac{ad + bc}{bd}$$

Example:
$\frac{2}{3} + \frac{1}{5} = \frac{10 + 3}{15} = \frac{13}{15}$

$\frac{2}{3}$ vs $\frac{1}{5}$



Real-World Context:
Combining carpentry dimensions from two separate metric-to-inch cuts.

32 Butterfly Method for Fraction Comparison

Cross-multiply numerators with opposite denominators; larger product wins.

Example:
Compare $\frac{7}{9}$ vs $\frac{81}{11}$ → 7 * 11 = 77 versus 9 * 8 = 72; thus $\frac{75}{79} > \frac{8/1}{11}$.

$\frac{7}{9}$ vs $\frac{8}{11}$



Real-World Context:
Choosing the best financial discount option.

33 Fraction Multiplication Shortout

Cross-cancel common factors between any numerator and denominator before multiplying.

Example:
$\frac{14}{25} * \frac{15}{28}$ → cancel 14 & 28 (1 & 2), cancel 15 & 25 (3 & 5)
$\frac{1 * 3}{5 * 2} = \frac{3}{10}$

$\frac{\overset{1}{\cancel{14}}}{\underset{2}{\cancel{25}}} * \frac{\overset{3}{\cancel{15}}}{\underset{5}{\cancel{28}}}$

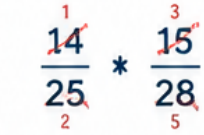

Real-World Context:
Engineering scale model ratios.

34 Reciprocal Division

To divide by a fraction, multiply by its inverted reciprocal.

Example:
$\frac{36}{34} = 36 * \frac{4}{3}$
$= \frac{36}{3} * 4 = 12 * 4 = 48$

$36 \div \frac{3}{4} \rightarrow 36 \times \frac{4}{3}$

Real-World Context:
Slicerting ew texitile bolts into uniform 3/4-yard cuts.

35 Converting Repeating Decimals (0.ddd...)

Single repeating digit equals d/9, two repeating digits equal $\frac{dd}{99}$.

Example:
$0.777... = \frac{7}{9}$
$0.4545... = \frac{45}{99} = \frac{5}{11}$

Decimal	Fraction
0.777...	$\frac{79}{9}$
0.4545...	$\frac{51}{11}$

Real-World Context:
Converting scientific sensor outputs into rational fractions.

36 Rapid Decimal Multiplication

Ignore decimals, multiply integers, then count tetal combined decimal places.

Example:
0.04 * 0.007 → 4 * 7 = 28, with 2 + 3 = 5 decimal places → 0.00028.

0.04 × 0.007
4 × 7 = 28
(2 + 3 = 5 places)
= 0.00028

Real-World Context:
Chemistry laboratory dosage dllutions.

37 Simplifying Unit Ratios

Divide both sides by the greatest common facter instantly using division leaps.

Example:
84 : 144 → both divide by 12 = 7 : 12.

84 : 144
÷ 12 ÷ 12
7 : 12

Real-World Context:
Mixing concrete and sand batch formulas on site.

38 Scaling Proportions via Unitary Method

Find the single-unit value, then scale up to target ceunt.

Example:
6 notebooks cost $15 → 1 costs $\frac{15/}{56}$ = $2.50; 14 notebooks cost 14 * 2.50 = $35.



6 notebooks = $15
(1 = $2.50)
↓
14 notebooks = $35

Real-World Context:
Office supply bulk procurement.

39 Approximating Fractions with Near Denominators

Nudge denominator to nearest round number and cempensate proportionally.

Example:
$\frac{23}{49}$ → nudge to $\frac{23}{50}$ = $\frac{23}{50}$ = 0.46 = 0.46.
(exact is 0.469).

$\frac{23}{49} \approx \frac{23}{50} = \frac{46}{100}$

≈ 0.46

Real-World Context:
Rapid survey polling sample share estimation.

40 Splitting Shared Totals via Ratio Parts

Sum parts, divide total by sum to find one part, multiply out.

Example:
Split $500 in 2:3 ratio → 2 + 3 = 5 parts; $500 / 5 = $100 per part → $200 and $300.

2 : 3
$500
$200 $300

Real-World Context:
Distributing business partnership profits.

Fraction Simplification Check

Always cancel greatest common factors before calculating. Working with smaller numerators eliminatas downsteram reduction errors.

Key Steps

1 Cross-Cancel Early
Locate GCF pairs across diagonal terms to shrink operands.

2 Evaluate Numerators
Operate strictly on reduced whole numbers before shifting decimals.

Addition, Subtraction, & Estimation (Shortcuts 41–50)

Shortcuts 41–50: Addition, Subtraction, and Estimation

Techniques for left-to-right calculation, compensation, casting out nines, and fast root approximations.

41. Left-to-Right Addition

Add largest place values (hundreds, then tens, then units) to hold running totals mentally.

Example:
456 + 278 → 400 + 200 = 600;
600 + 50 + 70 = 720;
720 + 6 + 8 = 734.

Real-World Context:
Adding running totals while shopping down grocery aisles.



456 + 278 = 734

42. Subtraction by Adding Up (Cashier's Method)

Count up from the subtrahend to the nearest milestone, then to the target.

Example:
1,000 - 643 → 643 + 7 = 650;
650 + 50 = 700;
700 + 300 = 1,000 → 7 + 50 + 300 = 357.

Real-World Context:
Giving cash change accurately without paper.

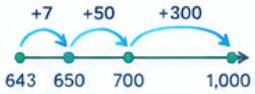

1,000 – 643 = 357

43. Subtraction by Compensation

Round subtrahend up to nearest 10, then add the overshot diffeence back.

Example:
824 - 397 → 824 - 400 = 424;
424 + 3 = 427.

Real-World Context:
Adjusting inventory counts after stock drawdowns.

824 – 397

824 – 400 = 424
424 + 3 = 427

44. All from 9 and the Last from 10

Subtracting any integer from a clean power of 10.

Example:
1,000 - 384 → (9 - 3), (9 - 8), (10 - 4) = 616.

Real-World Context:
Quick deduction calculation against $1,000 budget allocations.

1,000 – 384 = 616

(9 - 3) = 6
(9 - 8) = 1
(10 - 4) = 6

45. Summing Arithmetic Sequences

Total = (First Term + Last Term) * (Number of Terms / 2).

Example:
Sum 1 to 50 → (1 + 50) * (50 / 2) = 51 * 25 = 1,275.

Real-World Context:
Scheduling employee shift rotations across 50 project tiers.

$$S = \frac{(a_1 + a_n) \times n}{2}$$

1,275

46. Casting Out Nines for Verification

Compare digital sum medolo 9 of inputs against digital sum of the resuit.

Example:
Check 34 * 12 = 408 → (3+4)=7; (1+2)=3;
7 * 3 = 21 → 2+1 = 3.
Check result: 4 + 0 + 8 = 12 → 1+2 = 3.
Validated.

Real-World Context:
Rapid paper check of calculated test figures.

34 × 12 = 408
3 + 4 = 7
1 + 2 = 3
7 * 3 = 21 → 2 + 1 = 3
4 + 0 + 8 = 12
1 + 2 = 3
Validated

47. Estimating Square Roots of Non-Square Integers

√N ≈ √A + (N - A) / (2 * √A), where A is closest square.

Example:
√53 with A = 49 → 7 + (53 - 49) / (2 * 7) = 7 + 4/14 = 7.28 (exact is 7.2801).

Real-World Context:
Rapid diagonal bracing cuts in framing construction.

√53 ≈ 7.28
(exact is 7.2801)



48. Fast Average of Clustered Numbers

Select an assumed benchmark average, average deviations, and add back.

Example:
Average of 88, 92, 89, 95, 91 (Benchmark 90) → deviations: -2, +2, -1, +5, +1 = +5;
+5 / 5 = +1 → 90 + 1 = 91.

Real-World Context:
Calculating average daily sales receipts.

Average = 91

Deviations:
-2, +2, -1, +5, +1
+5 / 5 = +1
90 + 1 = 91

49. Multiplying by 15 via 1.5 Benchmark

Multiply by 10, then add half of that result.

Example:
64 * 15 → (64 * 10) + half(640) = 640 + 320 = 960.

Real-World Context:
Hourly overtime wage calculation at time-and-a-half.

64 × 15 = 960

64 × 10 = 640
half(640) = 320
640 + 320 = 960

50. Compound Growth Quick Approximation

For low rates r over n periods, total growth ≈ n * r + [n(n-1)/2] * r^2.

Example:
3 years at 4% → 3 * 0.04 + 3 * (0.0016) = 0.12 + 0.0048 = 12.48% total increase.

Real-World Context:
Estimating 3-year cumulative inflation impact.

3 years at 4%

3 * 0.04 + 3 * 0.0016
= 0.12 + 0.0048
= 12.48%

Verification Heuristic

Always run shortcut #46 (Casting Out Nines) whenever you perform complex multi-digit calculations to catch single-digit arithmetic blunders instantly.

Quick Steps

1. **Select Round Benchmark**
   Anchor subtraction and averaging tasks to the closest multiple of 10 or 100.
2. **Reconcile Differences**
   Add or subtract the residual offset to achieve the exact answer.

Diagnostic Decision Matrix & Practice Log

Mental Math Diagnostic Decision Matrix & Practice Log

Use this strategic decision tree and daily execution log to determine the optimal calculation pathway based on operand structure.

- Check operand alignment: Is the multiplier or divisor adjacent to 10, 50, or 100?
- Choose subtraction vs addition workflows based on proximity to the next round decade.
- Log 5 daily practice calculations to embed instant heuristic recognition.

Practice Routine

Spend five minutes daily testing one shortcut category. Consistent short micro-drills yield faster mental fluency than occasional long practice sessions.

Date & Targeted Shortcut Numbers (e.g., Shortcuts 6, 21, 47)	
Sample Problem 1 & Working Decomposition	
Sample Problem 2 & Working Decomposition	
Observed Speed / Accuracy Self-Evaluation	

What is the primary operational hurdle in your calculation?

1	2	3	4
Multiplier ends in 5, 25, 50, or 125	Multiplier is adjacent to 10, 100, or 1,000 (e.g., 9, 11, 99)	Problem involves successive markups, taxes, or compound additions	Subtracting across difficult zeroes or borrowing across columns
Use Division and Base-10 Shifts (Shortcuts 1, 2, 3, or 4): Halve or quarter the balance, then shift decimals right.	Use Distributive Compensation (Shortcuts 5 or 9): Multiply by 10^k and add or subtract the original value once.	Use Percentage Stacking Formula (Shortcut 21): Apply A + B + (A^B/100) to find the combined rate directly.	Use Subtraction by Adding Up or All From 9 / Last From 10 (Shortcuts 42 or 44).

Daily Practice Log

#	Calculation (show your steps or key idea)	Result / Notes	Done
1			○
2			○
3			○
4			○
5			○

Mental Math Card 50:
Cross-Base Deviation (Straddling 100)

Shortcut Overview & Algebraic Basis

Mental Shortout 50 provides an instantasnous calculation method for multiplying two factors where one factor is slightly above 100 and the other factor is slightly below 100. By defining base B = 100, we express the numbers as (100 + a) and (100 - b), yeilding the identity (100 + a)(100 - b) = 100(100 + a - b) - (a * b). Rɒbive than performing multi-digit column multiplication, calculate the net deviation from 100, scale by 100, and subtract the product of deviations.

- Identifies positive deviation (+a) and negative deviation (-b) relative to base 100.
- Forms the adjusted base prefix by cross-adding: (100 + a) - b or (100 - b) + + a.
- Multiplies the prefix by 100 to establish hundreds place value.
- Subtracts the deficit product (a * b) to finalize the total product in one mental pass.

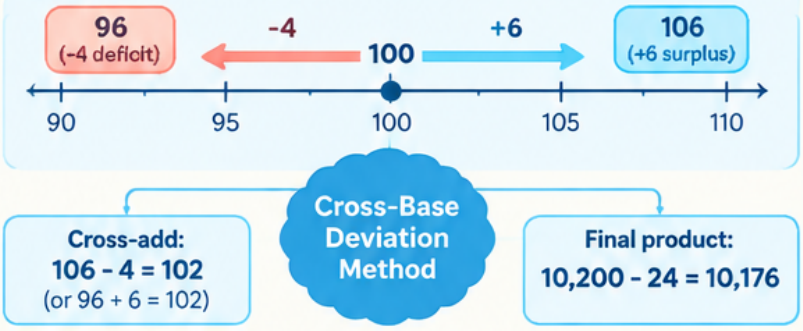

Algebraic Proof

(100 + a)(100 - b) = 10,000 + 100a - 100b - ab = 100(100 + a - b) - ab. Cross-addition produces identical prefix values regardless of which number is adjusted first.

Are both factors within mental calculation range (deviations 1 to 25) of 100 with opposite signs?

One factor > 100 and one factor < 100

Use this Cross-Base Deviation shortcut: Cross-add to establish the hundreds prefix and subtract the product of the deviations.

Both factors > 100 or both factors < 100

Switch to standard dual-surplus or dual-deficit Vedic cross-base multiplcation where deviation product is added directly.

Step-by-Step Method & Worked Real-World Example

Practical scenario: A school club orders 106 commemorative pins at $0,96 each (or 106 units at 96 cents). Calculate 106 * 96 mentally without pencil or calculator.

- Target problem: 106 * 96.
- Base reference: B = 100.
- Deviations: 106 has surplus a = +6; 96 has deficit b = -4.

Common Mistake Warning

Do not simply concanetate the cross-sum and deviation product. Because the signs differ (+6 and -4), the product (-24) must be subtracted from the hundreds valve, not appended.

1 Step 1: Calculate Cross-Base Prefix

Cross-add deviation to the opposing factor:
106 - 4 = 102 (or 96 + 6 = 102).
Both paths yield the identical base prefix of 102.

2 Step 2: Convert Prefix to Base Hundreds

Multiply the base prefix by 100:
102 * 100 = 10,200.

3 Step 3: Calculate the Deviation Deficit

Multiply the absolute deviation magnitudes:
6 * 4 = 24. Because signs straddle 100 (+ and -), this represents a negative deficit of -24.

4 Step 4: Subtract Deficit from Hundreds Base

Perform subtraction: 10,200 - 24 = 10,176.
Converted to dollars: 106 pins at $0.96 equals $101.76.

Practice Drills & Reusable Calculation Form

Apply the cross-base deviation method to solve these classroom drill problems. Complete the intermediate calculation steps to verify mental mastery.

- Drill 1: 104 * 97 (Deviations: +4, -3)
- Drill 2: 108 * 95 (Deviations: +8, -5)
- Drill 3: 112 * 92 (Deviations: +12, -8)

Speed Tip

Subtracting from hundreds mentally: take 1 from the hundreds digit to make 100, then apply tens complement (e.g. 10,200 - 24 = 10,100 + (100 - 24) = 10,176).

Drill 1 (104 * 97): Prefix [(104 - 3) * 100] - Deficit (4 * 3) = _____

Drill 2 (108 * 95): Prefix [(108 - 5) * 100] - Deficit (8 * 5) = _____

Drill 3 (112 * 92): Prefix [(112 - 8) * 100] - Deficit (12 * 8) = _____

Self-Practice Problem & Mental Timing Log:

_____

_____